

JUNG

Catalogue



EN 29

MADE IN GERMANY SINCE 1912





Catalogue EN 29

DATE OF PRINTING: OCTOBER 2024

The latest Terms and Conditions of Sale and Supply can always be found on our website at:
[jung.group/terms](https://www.jung.group/terms)

JUNG ONLINE CATALOGUE

All products and respective information are also available in the JUNG online catalogue. Operating instructions, tender texts, data sheets, product documentation and much more can be found with just one click:

[jung.group/catalogue](https://www.jung.group/catalogue)



Our terms of sale, delivery and payment apply exclusively. The images shown are not binding, in particular with regard to the colour, size and features of the products presented.

SYMBOLS IN THIS CATALOGUE

- Protection level IP 44 ensured
- ▣ Degree of protection IP44 possible, see product description
- Laser labelling possible with Graphic Tool
- Print labelling possible with Graphic Tool

The Forest Stewardship Council® is the most reliable organisation for the protection of important environmental and social standards in forests. The FSC® certification verifies that this printed product was produced using sustainable raw materials. The production was also climate neutral and CO₂ neutral.



Print product with financial
climate contribution
ClimatePartner.com/19527-2409-1003



EN 29

Flush-mounted inserts	12	Multimedia terminals	30
Accessories	15	Sockets with USB charger	39
Lamps	16	USB charger	45
Inscription	17	Smart Radio	47
50 x 50 mm system	19	Loudspeaker module	52
Intermediate frames 50 x 50	22	Emergency system	53
Hinged lids 50 x 50	22	Oversize rocker	56
Modular jack sockets	24	Hotel	58
Universal modular jack socket	24	LED floor pilot light	71
Mounting adapters	24	LED pilot lights	72
Antenna outlet sockets	26	Plug & Light	74
Accessories audio	27	Door communication	76
Wireless systems			
Friends of Hue	84	EnOcean	86
Bluetooth® Low Energy	85		
System inserts/covers			
System inserts	89	eNet	115
JUNG HOME	93	LB Management	129
Rotary dimmer	139	Relay/dimming station	142
Speed regulator	139	Decoupling relay	144
Dimmer mini	140	Weather station	145
Dimmer for ceiling installation	141	Awning control	146
Dimmer for rail mounting	141	Temperature management	146
Compensation module	141		
British products	152		
AS range			
Centre plates / sockets	167	Frames AS 500	190
A range			
Centre plates / sockets	199	Frames A FLOW	230
Frames A 550	226	Frames A CREATION	232
Surface caps A CUBE	228	Frames A VIVA	236
CD range			
Centre plates / sockets	242	Frames CD PLUS	267
Frames CD 500	262		
LS range			
Centre plates / sockets	273	Frames LS PLUS	316
Frames LS 990	306	Les Couleurs® Le Corbusier	318
Surface caps LS CUBE	309	LS ZERO	335
Frames LS DESIGN	311	LS 1912	338
Frames FLAT DESIGN	314		
Surface-mounted ranges			
WG 800	346	AP 600	360
WG 600	354		
KNX system			
KNX push-buttons F 10	365	LS TOUCH	422
KNX push-buttons F 40	379	System components	423
KNX push-buttons F 50	391	Actuators	424
KNX RF	402	Sensors	428
Push-button BCU (WG 800)	409	Weather station	429
Rotary sensor	410	Smart Panels	433
Presence detectors	411	Smart Controls	434
Automatic switches	413	Smart Visu Server	435
Controllers	417	Visu Pro Server	436
Your partner worldwide	439		



Progress as tradition


Innovation, passion and precision have been guiding our product developments for more than 110 years. Light, shading, air conditioning, energy, security, door communication and multimedia – JUNG systems provide the appropriate solution for every requirement.

We have a global presence with around 1,700 employees, 21 subsidiaries and 80 representatives. We consciously combine this internationality with close ties to the headquarters of our family business in Schalksmühle. A future always needs a past - this principle finds expression in our founder's villa with its newly-built annexe. The previous home of our company founder,

Albrecht Jung, has found a new purpose as a meeting and service centre. The minimalist design of the building, the careful selection of the materials used in the renovation and new building as well as the use of renewable energies reflect the standard we also apply to our products: future-oriented building technology with an outstanding design.



More information can
be found here:
www.jung.group/villa





Quality – Made in Germany

Products and systems from JUNG are appreciated worldwide as a guarantee for reliable high quality. Developed and produced in our works in Schalksmühle and Lünen, they unite innovation, functionality, long life and aesthetics.

With production being carried out in Germany, we focus on sustainable development and manufacturing processes, short logistics routes as well as energy efficiency. Each year, millions of socket inserts and flush-mounted units for switches leave our factories in Sauerland. In addition to production on fully-automatic assembly lines, many production steps are carried out manually. For example, all brass switches are brushed by

hand in our in-house metal works to make them almost unique. In order to reproduce the impressive colour depth of the Les Couleurs® Le Corbusier, JUNG has the switches in the LS 990 range painted by hand using a special process. This produces the matt, non-slip surface. Precision in the manual processing and high design quality ensure that our products are high-grade and robust.





JUNG Showrooms



In the JUNG showrooms for architects, professional planners and interested owners, you have the opportunity of experiencing the functioning products and building technology from JUNG in our showrooms & brand stores – including the full functionality of the JUNG smart home systems. To be able to advise you in the best possible way, it is recommended you make an appointment for a meeting.



Here you find all the addresses of the showrooms



Showroom
Paris




Showroom
Vilnius



Showroom
Guangzhou

Austria – Vienna	Lithuania – Vilnius	Spain – Madrid
Belgium – Deinze	Malaysia – Kuala Lumpur	Taiwan – Taipei
China – Guangzhou	Netherlands – Amsterdam	The Republic of Kazakhstan – Almaty
China – Shanghai	Netherlands – Hazerswoude-Rijndijk	Turkey – Istanbul
France – Paris	Portugal – Maia	UAE – Dubai
Great Britain – London	Singapore – Singapore	USA – Las Vegas
Hong Kong – Hong Kong	Spain – Palma de Mallorca	Vietnam – Hanoi
Indonesia – Jakarta	Spain – Barcelona	Vietnam – Ho Chi Minh City

Multiple sustainability



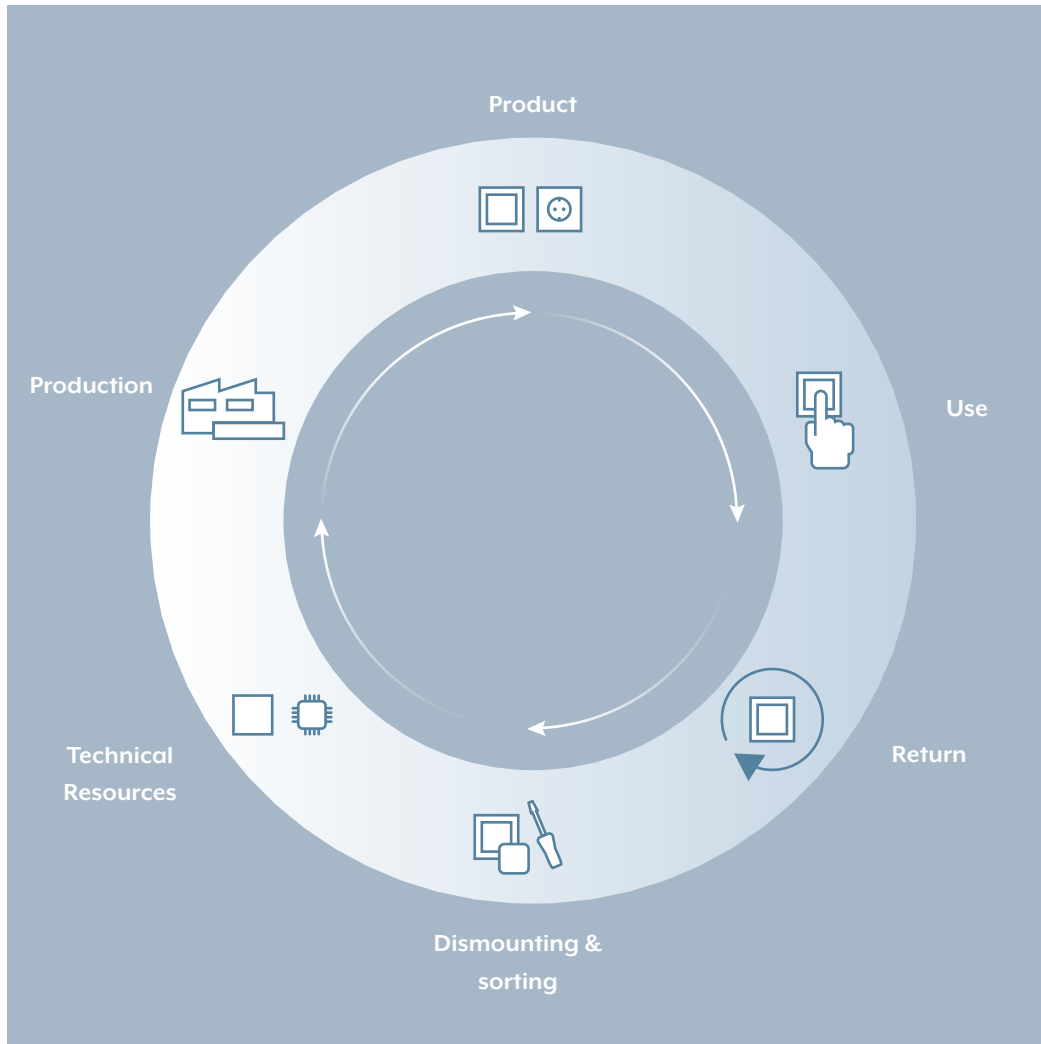
In production we have relied on recycled plastic for many years. The A CREATION, A 550, A CUBE and A FLOW switch ranges in matt anthracite already consist of 95 % resource-saving recyclate. In this way, we contribute to reducing the environmental burden of plastic waste.



[JUNG.GROUP/RECYCLATE](https://www.jung-group.com/en/recyclate)



Cradle to Cradle: a cycle where nothing is lost



The LS 990, AS 500, A 550, A FLOW, LS CUBE and A CREATION ranges have been awarded the Cradle to Cradle (C2C) and Material Health certificates after a rigorous testing process.

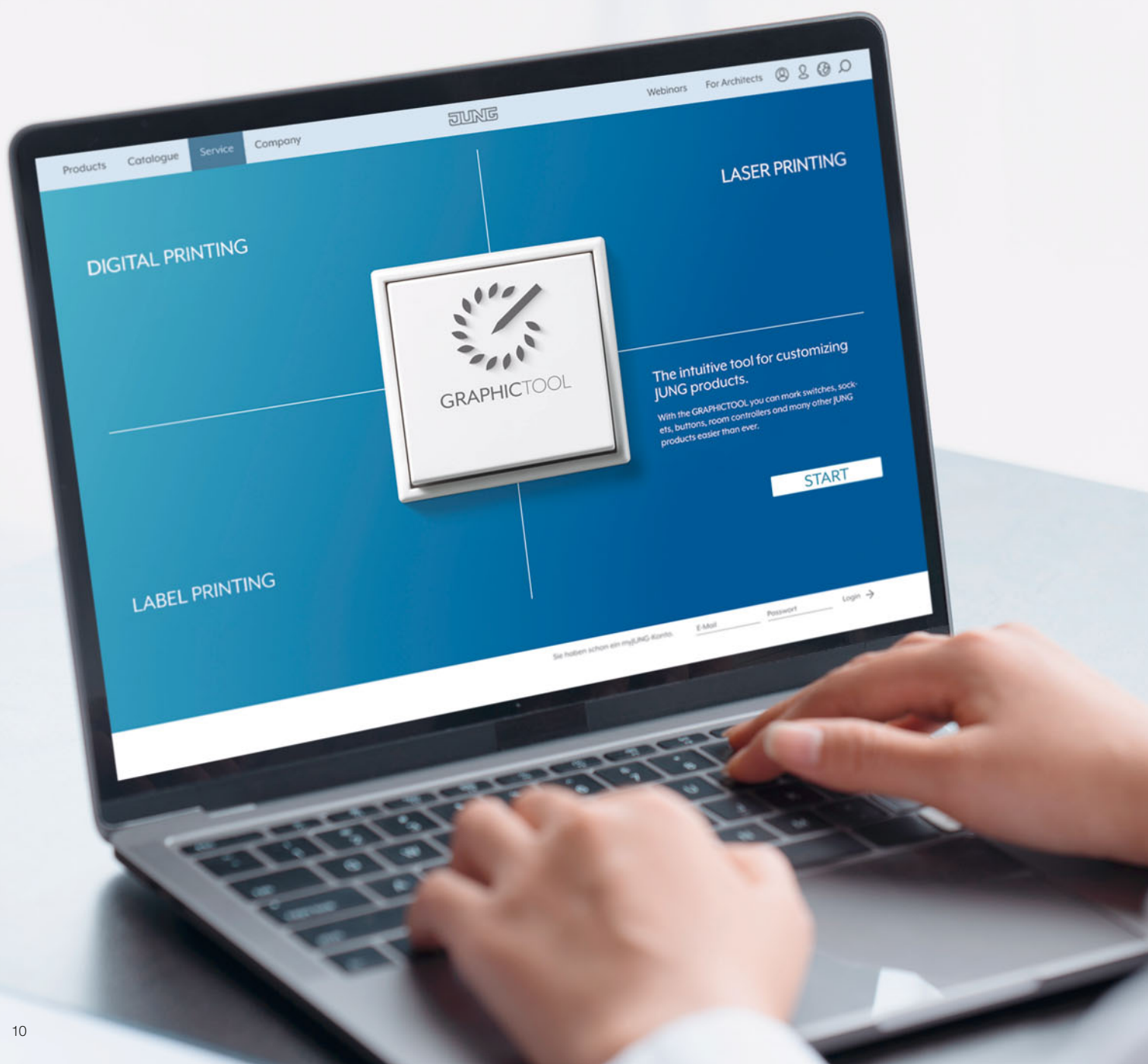


JUNG.GROUP/C2C



The GRAPHIC TOOL 2.0

With the GRAPHIC TOOL, you can design switches, sockets, KNX push-buttons, room controllers and many other devices completely individually. You can customise all of these operating elements online with symbols, text or logos.



LASER ENGRAVING



The laser engraving process enables contours of symbols, texts and ornaments due to the precise removal of the surface.

COLOUR PRINTING



The abrasion-resistant colour printing provides numerous possibilities for individual design.

LABELLING



Integrated inscription fields can be designated via labelling process. This optimises the assignment of functions.

The JUNG GRAPHIC TOOL supports laser engraving, colour printing and identification of inscription fields. The procedure used

depends on your personal demands and the individual product and material.

1-gang switch 10 AX / 250 V ~ (insert)



with screwless terminals for rigid wires up to 2.5 mm²
 Switch can be illuminated in OFF-position with lamp ref.-no. 90/95 (230 V), 96-.. (low voltage), or LED lamp ref.-no. 90-LED.. (230 V) or 961248 LED.. (low voltage).

	Ref.-no.
1-pole, 2-way intermediate	506 U
1-pole, 1-way	501 U
2-pole, 1-way	502 U

1-gang switch 20 AX / 250 V ~ (insert)



with screw terminals for rigid and flexible wires up to 4 mm²

	Ref.-no.
1-pole, 2-way	506-20 U
Switch can be illuminated in OFF-position with lamp ref.-no. 98-220 (230 V).	
intermediate	507-20 U
1-pole, 1-way	501-20 U

1-gang switch 16 AX / 400 V ~ (insert)



with screw terminals for rigid and flexible wires up to 4 mm²
 Switch can be illuminated in OFF-position with lamp ref.-no. 98 or 98-220 (230 V).

	Ref.-no.
3-pole, 1-way	503 U


1-gang switch 10 AX / 250 V ~ (insert) with indicator light



with screwless terminals for rigid wires up to 2.5 mm²
 neutral conductor required
 with glow lamp ref.-no. 90
 Glow lamp can be replaced with LED lamp ref.-no. 90-LED.. (230 V) or 961248 LED.. (low voltage).

	Ref.-no.
1-pole, 2-way	506 KOU
2-pole, 1-way	502 KOU

1-gang switch 20 AX / 250 V ~ (insert) with indicator light



with screw terminals for rigid and flexible wires up to 4 mm²
 neutral conductor required
 with glow lamp ref.-no. 98-220

	Ref.-no.
1-pole, 2-way	506-20 KOU
1-pole, 1-way	501-20 KOU
2-pole, 1-way	502-20 KOU


1-gang switch 16 AX / 400 V ~ (insert) with indicator light



with screw terminals for rigid and flexible wires up to 4 mm²
 with glow lamp ref.-no. 98

	Ref.-no.
3-pole, 1-way	503 KOU

1-gang push-button 10 A / 250 V ~ (insert)




with screwless terminals for rigid wires up to 2.5 mm²
 Can be converted into pull cord push-button by means of pull cord insert ref.-no. 34 or 34 KO5.

Illumination possible with lamp ref.-no. 90/95 (230 V), 96-.. (low voltage), or LED lamp ref.-no. 90-LED.. (230 V) or 961248 LED.. (low voltage).

	Ref.-no.
1-pole, 1-way NO contact	531 U
1-pole, 2-way with terminal for N conductor	533 U
1-pole, 1-way NO contact with separate contacts for indicator light	534 U


1-gang push-button 10 A / 250 V ~ (insert)



with screwless terminals for rigid wires up to 2.5 mm²
 Can be converted into pull cord push-button by means of pull cord insert ref.-no. 34 or 34 KO5.

	Ref.-no.
2-pole, 1-way NO contact	532 U


1-gang push-button 10 A / 250 V ~ (insert)



with screw terminals for rigid and flexible wires up to 2.5 mm²
 Can be converted into pull cord push-button by means of pull cord insert ref.-no. 34 or 34 KO5.

	Ref.-no.
2-pole, 2-way	533-2 U


1-gang multi push-button 10 A / 250 V ~ (insert)



with screw terminals for rigid and flexible wires up to 2.5 mm²
 When the upper or lower half of the rocker is actuated, two contacts are closed simultaneously.
 Especially designed as controller for wirings with relays, e.g. in combination with relay station ref.-no. RS 8 REGHE.
 No electrical/mechanical interlocking.
Only recommended for CD and LS ranges (except metal versions).

	Ref.-no.
1-pole, 2-way push-button with 2 x 2 NO contacts, rocker in neutral position	531-41 U


2-gang switch 10 AX / 250 V ~ (insert)



with screwless terminals for rigid wires up to 2.5 mm²

	Ref.-no.
2 x 1-pole, 1-way	505 U
2 x 1-pole, 1-way with 2 glow lamps ref.-no. 94	505 U 5
Switch is illuminated in OFF-position. The glow lamps can be exchanged without disconnecting mains.	
2 x 1-pole, 1-way (separate circuits)	501-2 USI

2-gang switch 20 AX / 250 V ~ (insert)



with screw terminals for rigid and flexible wires up to 4 mm²

	Ref.-no.
2 x 1-pole, 1-way	505-20 U

2-gang switch 10 AX / 250 V ~ (insert)



with screw terminals for rigid and flexible wires up to 2.5 mm²

	Ref.-no.
2 x 1-pole, 2-way	509 U


2-gang switch 20 AX / 250 V ~ (insert)



with screw terminals for rigid and flexible wires up to 4 mm²

	Ref.-no.
2 x 1-pole, 2-way	509-20 U

**2-gang switch 10 AX / 250 V ~ (insert)
with indicator light**




with screwless terminals for rigid wires up to 2.5 mm²
neutral conductor required

The glow lamps can be exchanged without disconnecting mains.
Coloured lamps can also be used, e.g.:
green ref.-no.: 94 GN or 94-LED GN
red ref.-no.: 94 RT or 94-LED RT

	Ref.-no.
2 x 1-pole, 1-way with 2 glow lamps ref.-no. 94	505 KOU 5
mechanical interlocking	505 KOVU 5


2-gang push-button 10 A / 250 V ~ (insert)



with screwless terminals for rigid wires up to 2.5 mm²

	Ref.-no.
2 x 1-pole, 1-way NO contact	535 U
2 x 1-pole, 1-way NO contact with 2 glow lamps ref.-no. 94	535 U 5
Switch is illuminated in OFF-position. The glow lamps can be exchanged without disconnecting mains.	
2 x 1-pole, 1-way NO contact (separate circuits)	531-2 USI


2-gang push-button 10 A / 250 V ~ (insert)



with screw terminals for rigid and flexible wires up to 2.5 mm²

	Ref.-no.
2 x 1-pole, 2-way	539 U

2-gang multi push-button 10 A / 250 V ~ (insert)




with screw terminals for rigid and flexible wires up to 2.5 mm²

Especially designed as controller for wirings with relays, e.g. in combination with relay station ref.-no. RS 8 REGHE.
No electrical/mechanical interlocking.
Only recommended for CD and LS ranges (except metal versions).

	Ref.-no.
2 x 1-pole, 2-way push-button with 4 floating 1-way NO contacts, rocker in neutral position	532-4 U


2-gang blind switch 10 AX / 250 V ~ (insert)



with screwless terminals for rigid wires up to 2.5 mm²
mechanical interlocking to avoid switching of both rockers at the same time

	Ref.-no.
1-pole (1 motor)	509 VU

2-gang blind push-button 10 A / 250 V ~ (insert)



with screwless terminals for rigid wires up to 2.5 mm²
mechanical interlocking to avoid switching of both rockers at the same time

	Ref.-no.
1-pole (1 motor)	539 VU

3-gang switch 10 AX / 250 V ~ (insert)



with screw terminals for rigid and flexible wires screw fixing only, without claws
Only for A and LS ranges.
When mounting/dismounting the 3-gang rocker, the middle part has to be clipped on last or removed first.

Ref.-no.

1-pole, 2-way **5306 EU**
Installation into flush box min. 63 mm (depth)

Rotary switch 16 AX / 250 V ~ (insert)



with screw terminals for rigid and flexible wires up to 2.5 mm² screw fixing only, without claws
not suitable for installation in surface caps

Installation note: No plaster compensation possible. Insert must be mounted flush with the wall. Supporting frame must be on top of wallpaper.

Ref.-no.

Scale disc anthracite
3-level switch with OFF position **1101-4**

Rotary switch 20 AX / 250 V ~ (insert)



with screw terminals for rigid and flexible wires up to 4 mm² screw fixing only, without claws
not suitable for installation in surface caps

Installation note: No plaster compensation possible. Insert must be mounted flush with the wall. Supporting frame must be on top of wallpaper.

Ref.-no.

Scale disc anthracite
1-way switch, 2-pole **1101-20**

Rotary switch 32 AX / 250 V ~ (insert)



with screw terminals for rigid and flexible wires up to 6 mm² screw fixing only, without claws

including wall box Ø 60 mm, depth 63 mm

Ref.-no.

Scale disc anthracite
1-way switch, 2-pole **1101-32**

Scale disc



(spare part)

Ref.-no.

for ref.-no. 1101-4
anthracite **SKS 1101-4**
white **SKS 1101-4 WW**
for ref.-no. 1101-20
anthracite **SKS 1101-20**
white **SKS 1101-20 WW**

Timer switch 16 AX / 250 V ~ (insert)



with screw terminals for rigid and flexible wires up to 4 mm² screw fixing only, without claws
time tolerance ± 10 %, resettable by means of slip clutch

Ref.-no.

Scale disc anthracite
2-pole, 1-way, max. 15 minutes **11015**
2-pole, 1-way, max. 30 minutes **11030**
2-pole, 1-way, max. 30 minutes **11030-20**
2-pole, 1-way, max. 60 minutes **11060**
2-pole, 1-way, max. 120 minutes **11120**
1-pole, 2-way, max. 120 minutes **11120-20**

Scale disc



(spare part)

Ref.-no.

for ref.-no. 11015
anthracite **SKS 11015**
white **SKS 11015 WW**
for ref.-no. 11120-20
anthracite **SKS 11120-20**
white **SKS 11120-20 WW**

Rotary blind switch 10 A / 250 V ~ (insert)



with screw terminals for rigid and flexible wires up to 2.5 mm² Can be converted into rotary push-button by means of locking piece (included).

A pre-travel prevents a quick change of direction.

Ref.-no.

Scale disc anthracite
1-pole (1 motor) **1234.10**
2-pole (2 motors) * **1234.20**
* Can also be used as pole changer (see wiring diagram in data sheet).

Scale disc



(spare part)

Ref.-no.

for ref.-no. 1234.10, 1234.20
anthracite **SKS 1234.10**
white **SKS 1234.10 WW**

Locking piece



(spare part)
for ref.-no.: 1234.10, 1234.20, 834.10 W, 834.20 W

Ref.-no.

34.10

Key switch (insert) with protection against dismounting



with screw terminals for rigid and flexible wires up to 2.5 mm² screw fixing only, without claws for profile half cylinder with total length of approx. 40 mm, e.g. ref.-no.: 28, 28 G1

Centre plate for key switch can only be dismantled when the lock is in unlocked position.

	Ref.-no.
10 AX 250 V ~	
Blind switch, 2-pole (2 motors) *	104.28
10 A 250 V ~	
Blind push-button, 1-pole (1 motor) *	134.18
Blind push-button, 2-pole (2 motors) *	134.28
Push-button, 1-pole, 2-way	133.18
Push-button 1-pole, 1 NC contact – 1 NO contact	138.18
16 AX 250 V ~	
Switch, 2-pole, 2-way	106.28

* A pre-travel prevents a quick change of direction.

Key switch (insert) without protection against dismounting



with screw terminals for rigid and flexible wires up to 2.5 mm² screw fixing only, without claws for profile half cylinder with total length of approx. 40 mm, e.g. ref.-no.: 28, 28 G1

not suitable for installation in surface caps
Installation depth: min. 55 mm
Cover is flush with the cylinder

	Ref.-no.
10 AX 250 V ~	
Blind switch, 1-pole (1 motor) *	104.15
10 A 250 V ~	
Blind push-button, 1-pole (1 motor) *	134.15
Push-button, 1-pole, 2-way	133.15
16 AX 250 V ~	
Switch, 1-pole, 2-way	106.15

* A pre-travel prevents a quick change of direction.

Key switch (insert) with protection against dismounting



with screw terminals for rigid and flexible wires up to 2.5 mm² screw fixing only, without claws for profile half cylinder with total length of approx. 40 mm, e.g. ref.-no.: 28, 28 G1

When using locking cylinder from other manufacturer, please consider, that the cylinder has key access on only one side. (Otherwise water can get through the cylinder into the switch housing. IP44 is thus not guaranteed.)

Centre plate for key switch can only be dismantled when the lock is in unlocked position.

	Ref.-no.
10 AX 250 V ~	
Blind switch, 1-pole (1 motor) *	<input checked="" type="checkbox"/> CD 104.18 WU
Blind push-button, 1-pole (1 motor) *	<input checked="" type="checkbox"/> CD 134.18 WU
Push-button, 1-pole, 2-way	<input checked="" type="checkbox"/> CD 133.18 WU
16 AX 250 V ~	
Switch, 1-pole, 2-way	<input checked="" type="checkbox"/> CD 106.18 WU

* A pre-travel prevents a quick change of direction.

Profile half cylinder for key switches



suitable for IP44 with 3 keys with adjustable cam
Key can only be removed in vertical position.

	Ref.-no.
different locks	<input checked="" type="checkbox"/> 28
equal locks	<input checked="" type="checkbox"/> 28 G1

Key

(spare part)
for profile half cylinder ref.-no.: 28 G1



	Ref.-no.
1 piece	28 G1 SL

Key

(spare part)
for all hinged lids with safety lock



When ordering, please indicate the according lock number, e.g. 813 SL!

	Ref.-no.
1 piece	802 SL
1 piece	803 SL
1 piece	804 SL
1 piece	805 SL
1 piece	806 SL
1 piece	807 SL
1 piece	808 SL
1 piece	809 SL
1 piece	810 SL
1 piece	811 SL
1 piece	812 SL
1 piece	813 SL
1 piece	814 SL
1 piece	815 SL
1 piece	816 SL
1 piece	817 SL
1 piece	818 SL
1 piece	819 SL
1 piece	820 SL
1 piece	821 SL
1 piece	822 SL
1 piece	823 SL
1 piece	824 SL
1 piece	825 SL

Button lever



for the simple and gentle dismounting of rockers and covers

	Ref.-no.
	W-KEIL

Suction lifter



for KNX room controller LS TOUCH ref.-no.: LSZ 459 D 1S ..
for centre plates with knob ref.-no.: .. 1740 ..
for the simple and gentle dismantling

Ref.-no.
W-HEBER

Pull cord insert



for rockers with big lens (.. KO)

with 50 mm pull cord
The pull cord insert has to be plugged into a 1-gang cover with lens to extend switches or push-buttons with a cord. Suitable push-buttons: 531 U – 534 U, 631 A – 634 A, 331 A-24

Ref.-no.
34

red

Pull cord insert



for rockers with lens (.. KO5)

The pull cord insert has to be plugged into a 1-gang cover with lens to extend switches or push-buttons with a cord. Suitable push-buttons: 531 U – 534 U

Ref.-no.
34 KO5

red

Pull cord



for pull cord inserts ref.-no: 34 and 34 KO5
length: approx. 2000 mm
with carabiner

Ref.-no.
ZS-34 KO5S

red

Pilot light (insert)



with screwless terminals for rigid wires up to 2.5 mm²
max. 5 W, 230 V

Ref.-no.
938-10 U
938-14 U

screw base E10
screw base E14

LED lamp



approx. 36 mm long
for pilot lights ref.-no.: 938-14 U, 837-14 W, 637-14 W, 637-14 A, 637-14 A WW
E14, 230 V ~, 0.4 W

average life approx. 30 000 h

Ref.-no.
E 14 LED W
E 14 LED GN
E 14 LED RT

white
green
red

Plug-in glow lamp



for switches ref.-no.: 506 U, 507 U, 502 U, 806 W, 807 W, 802 W, 806 NAW, 606 W, 607 W, 602 W, 606 NAW
for switches with indicator light ref.-no.: 506 KOU, 502 KOU, 806 KOW, 802 KOW, 606 KOW, 602 KOW
for push-buttons ref.-no.: 531 U, 533 U, 534 U, 831 U, 833 W, 834 W, 631 W, 633 W, 634 W
In combination with 534 U and K 534 EU, ensure uniform

voltage potentials and circuits.

average life approx. 35 000 h

Ref.-no.

white 230 V ~, 1.1 mA
white 230 V ~, 0.5 mA

90
95

Plug-in glow lamp



for 1-gang switch ref.-no.: 503 U, 603 W, 803 W
for 1-gang switch with indicator light ref.-no.: 501-20 KOU, 502-20 KOU, 506-20 KOU, 503 KOU, 803 KOW

average life approx. 35 000 h

Ref.-no.

white 400 V ~, 0.5 mA
white 230 V ~, 1.1 mA

98
98-220

Plug-in glow lamp



for 2-gang switch ref.-no.: 505 U 5
for 2-gang switch with indicator light ref.-no.: 505 KOU 5, K 505 KO EU 5
for 2-gang push-button ref.-no.: 535 U 5

average life approx. 35 000 h

Ref.-no.

white 230 V ~, 0.8 mA
green 230 V ~, 0.8 mA
red 230 V ~, 0.8 mA

94
94 GN
94 RT

LED lamp



for 2-gang switch ref.-no.: 505 U 5
for 2-gang switch with indicator light ref.-no.: 505 KOU 5, K 505 KO EU 5
for 2-gang push-button ref.-no.: 535 U 5

average life > 50 000 h

Ref.-no.

blue 110 – 250 V ~, 0.3 mA
green 110 – 250 V ~, 0.3 mA
red 110 – 250 V ~, 0.3 mA
white 110 – 250 V ~, 0.3 mA
white 12 – 24 V ~, 0.3 mA

94-LED BL
94-LED GN
94-LED RT
94-LED W
941224 LED W

Plug-in glow lamp



for 2-gang switch ref.-no.: 605 W, 805 W, 805 NAW, 835 W, 835 NAW, 605 A, 605 A WW


average life approx. 35 000 h

Ref.-no.

white 230 V ~, 0.8 mA

99

Plug-in incandescent lamp



for switches ref.-no.: 506 U, 507 U, 502 U, 806 W, 807 W, 802 W, 806 NAW, 606 W, 607 W, 602 W, 606 NAW
for switches with indicator light ref.-no.: 506 KOU, 502 KOU, 806 KOW, 802 KOW, 606 KOW, 602 KOW
for push-buttons ref.-no.: 531 U, 533 U, 534 U, 831 W, 833 W, 834 W, 631 W, 633 W, 634 W

In combination with 534 U and K 534 EU, ensure uniform

voltage potentials and circuits.

average life approx. 12 000 h

Ref.-no.

12 V ~, 40 mA
24 V ~, 25 mA
36 V ~, 20 mA
48 V ~, 25 mA

96-12
96-24
96-36
96-48

LED lamp



for switches ref.-no.: 506 U, 507 U, 502 U, 806 W, 807 W, 802 W, 806 NAW, 606 W, 607 W, 602 W, 606 NAW
for switches with indicator light ref.-no.: 506 KOU, 502 KOU, K 506 KO EU, 806 KOW, 802 KOW, 606 KOW, 602 KOW
for push-buttons ref.-no.: 531 U, 533 U, 534 U, K 534 EU, 831 W, 833 W, 834 W, 631 W, 633 W, 634 W

for AC and DC, independent of polarity

In combination with 534 U and K 534 EU, ensure uniform voltage potentials and circuits.

average life > 50 000 h

Ref.-no.

blue 12 – 48 V ~, 4 mA
green 12 – 48 V ~, 4 mA
red 12 – 48 V ~, 2.4 mA
white 12 – 48 V ~, 4 mA
blue 230 V ~, 1.1 mA
green 230 V ~, 1.1 mA
red 230 V ~, 0.3 mA
white 230 V ~, 1.1 mA

961248 LED BL
961248 LED GN
961248 LED RT
961248 LED W
90-LED BL
90-LED GN
90-LED RT
90-LED W

LED lamp



for push-button ref.-no.: 534 U, K 534 EU
In combination with 534 U and K 534 EU, ensure uniform voltage potentials and circuits.

Only use the lamp with 5 V DC. Higher voltages cause damages.

average life > 50 000 h

Ref.-no.

blue 5 V DC, 2.2 mA
green 5 V DC, 2.2 mA
red 5 V DC, 2.2 mA
white 5 V DC, 2.2 mA

9605 LED BL
9605 LED GN
9605 LED RT
9605 LED W

Plug-in glow lamp



for SCHUKO® socket with pilot light ref.-no. ..520 KO., 820 KO..

average life approx. 35 000 h

Ref.-no.

white 230 V ~, 1.1 mA

93

LED lamp



for SCHUKO® socket with pilot light ref.-no. ..520 KO., 820 KO..

average life > 50 000 h

Ref.-no.

red 230 V ~, 0.5 mA
green 230 V ~, 0.5 mA

93-LED RT
93-LED GN

LED lamp



for SCHUKO® socket with pilot light ref.-no. ..1520 ..KO..

average life > 50 000 h

Ref.-no.

green 230 V ~, 0.3 mA

193-LED GN

Professional inscription



- Digital printing
- Laser engraving
- Label printing

For further information see jung.group/gt

Inscription plate



with inscription field 7 x 57 mm

Compatible with the following design frames: AS 500, A 500, A 550, A FLOW, A CREATION, LS 990

In connection with flush-mounted devices degree of protection IP44 is not possible.

Ref.-no.

61 NA

Labelling kit for A CREATION, A 550, A FLOW



consists of 5 adhesive labelling fields and 1 mounting adapter for positioning the labelling field on the frame

Spare part: adhesive labelling field ref.-no.: AC 80 NA (inscription field 9 x 54 mm)

Spare part: mounting adapter ref.-no AC 80 MA for positioning the adhesive labelling field ref.-no. AC 80 NA

Ref.-no.

inscription field 9 x 54 mm

AC 80 NAS

Adhesive labelling field



for labelling purposes (spare part)

for labelling kit ref.-no.: AC 80 NAS

Ref.-no.

inscription field 9 x 54 mm

AC 80 NA

Mounting adapter

for positioning of adhesive labelling field
(spare part)



for labelling kit ref.-no.: AC 80 NAS

Ref.-no.

AC 80 MA

Transparent cover with paper inlay

for inscription field 9 x 58 mm
(spare part)



Ref.-no.

CD 90 NA

paper inlay white

Transparent cover with paper inlay

for inscription field 12 x 55.5 mm
(spare part)



for frames with inscription field of the AS range
ref.-no.: AS 58.. NA .., SPAS 58.. NA .., AS 58..0 NA .., SPAS 58..0 NA ..

for surface caps with inscription field of the AS range
ref.-no.: AS 581 ANA ..


Ref.-no.

AS 81 NA

paper inlay white

Transparent cover with paper inlay

for inscription field 23 x 59 mm
(spare part)



for data connection cap ref.-no.: .. 554 ..
for convex hinged lid,
ref.-no.: CD 554 KL WW, CD 554 SLKL WW

Ref.-no.

CD 54 NA

paper inlay white

Transparent cover with paper inlay

for inscription field 13 x 55.5 mm
(spare part)



for frames with inscription field of the AS range
ref.-no.: AS 58.. NA .., SPAS 58.. NA ..

Ref.-no.

AS 82 NA

paper inlay white

Transparent cover with paper inlay

for inscription field 9 x 27 mm
(spare part)
A set of two covers



Ref.-no.

CD 95 NA

paper inlay white

Transparent cover with paper inlay

for inscription field 6 x 46 mm
(spare part)



Ref.-no.

A 20 NA

paper inlay white

Transparent cover with paper inlay

for inscription field 7 x 57 mm
(spare part)



Ref.-no.

LS 20 NA

paper inlay white

Transparent cover with paper inlay

for inscription field 9 x 55 mm
(spare part)



for frames with inscription field A CREATION
ref.-no.: AC 58.. BFNA .., AC 58..0 BFNA ..

Ref.-no.

AC 81 NA

paper inlay white

Transparent cover with paper inlay

for inscription field 9 x 39 mm
(spare part)



Ref.-no.

LS 90 NA

paper inlay white

Transparent cover with paper inlay

for inscription field 6 x 37 mm
(spare part)



Ref.-no.

CD 20 NA

paper inlay white

Transparent cover

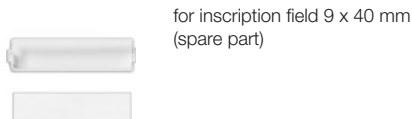
for inscription field 12 x 55 mm
(spare part)



Ref.-no.

M 20 NA

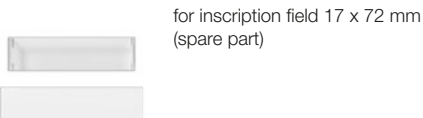
Transparent cover with paper inlay



for inscription field 9 x 40 mm
(spare part)

	Ref.-no.
paper inlay white	60 ANA

Transparent cover with paper inlay



for inscription field 17 x 72 mm
(spare part)

	Ref.-no.
paper inlay white	606 NA

50 x 50 system (screw fixing)

For design ranges:

AS / A: with intermediate frame no.: A 590 Z..

CD: with intermediate frame no.: ..590 Z.. or hinged lid no.: CD 590 KL.. or CD 590 BFKL..

LS: with intermediate frame no.: LS 961 Z.. or hinged lid no.: LS 990 KL.., LS 990 BFKL .. or .. 2990 KL..

Modular jack socket

(Tyco Electronics AMP)
insulation displacement connection (IDC)
6-pole RJ 12, unshielded, cat. 3, AMP no. 216000-1

Centre plate (screw fixing) with inscription field 6 x 37 mm



(with supporting frame, screw fixing only)
for universal modular jack socket ref.-no.: UMA-CAT6A-25
for 1 socket

for modular jack sockets

RADIALL:

modular jack unshielded 6P6C, RJ 12, Cat. 4 (ref.-no. R280MOD804)
modular jack unshielded 8P8C, RJ 45, Cat. 4 (ref.-no. R280MOD805)
modular jack unshielded 8P8C, RJ 45, Cat. 5e (ref.-no. R280MOD807)

Panduit:

keystone jack KJ 88..
keystone jack KJ 588..

Assmann:

module DN-93612 Cat. 6A, shielded, Keystone
module DN-93614

SCHRACK

HSPMRJ6G1A, HSEMRJ6GBA, HSEMRJ6GBS, HSEMRJ6GWA, HSEMRJ6GWS,
HSEMRJ6UWS

Spare part:

Transparent cover with paper inlay ref.-no.: CD 20 NA

	Ref.-no.
Thermoplastic (breakproof) high-gloss	
ivory	169-1 NWE
white	169-1 NWE WW

Centre plate (screw fixing) with inscription field 6 x 37 mm



(with supporting frame, screw fixing only)
for universal modular jack socket ref.-no.: UMA-CAT6A-25
for 2 sockets

for modular jack sockets

RADIALL:

modular jack unshielded 6P6C, RJ 12, Cat. 4 (ref.-no. R280MOD804)
modular jack unshielded 8P8C, RJ 45, Cat. 4 (ref.-no. R280MOD805)
modular jack unshielded 8P8C, RJ 45, Cat. 5e (ref.-no. R280MOD807)

Panduit:

keystone jack KJ 88..
keystone jack KJ 588..

Assmann:

module DN-93612 Cat. 6A, shielded, Keystone
module DN-93614

SCHRACK

HSPMRJ6G1A, HSEMRJ6GBA, HSEMRJ6GBS, HSEMRJ6GWA, HSEMRJ6GWS,
HSEMRJ6UWS

Spare part:

Transparent cover with paper inlay ref.-no.: CD 20 NA

	Ref.-no.
Thermoplastic (breakproof) high-gloss	
ivory	169-2 NWE
white	169-2 NWE WW

Centre plate (screw fixing) with inscription field 6 x 37 mm

(with supporting frame, screw fixing only)
for modular jack: ref.-no.: 8 FWE
for modular jack AMP: 2168-11-1, semi-shielded, cat. 3
for 1 socket

Spare part:
Transparent cover with paper inlay ref.-no.: CD 20 NA

Ref.-no.**Thermoplastic (breakproof) high-gloss**

ivory **169-1 NFW E**
white **169-1 NFW WW**

Centre plate (screw fixing) with inscription field 6 x 37 mm

(with supporting frame, screw fixing only)
for modular jack: ref.-no.: 8 FWE
for modular jack AMP: 2168-11-1, semi-shielded, cat. 3
for 2 sockets

Spare part:
Transparent cover with paper inlay ref.-no.: CD 20 NA

Ref.-no.**Thermoplastic (breakproof) high-gloss**

ivory **169-2 NFW E**
white **169-2 NFW WW**

Centre plate (screw fixing) with inscription field 6 x 37 mm

(with supporting frame, screw fixing only)
for modular jack sockets
TE Connectivity (Tyco Electronics / AMP NETCONNECT)

for cable Ø max. 10 mm:
EMT-jack, Cat. 5e, 180° ref.-no. 0-0188650-5
EMT-jack, Cat. 5e, 90° ref.-no. 0-0188650-6
for cable Ø max. 6.5 mm:
EMT-jack, Cat. 5e, 180° ref.-no. 0-0338038-1

EMT-jack, Cat. 5e, 90° ref.-no. 0-0338038-2
Toolless Jack, Cat. 3 unshielded: ref.-no. 0-1116603-x
Toolless Jack, Cat. 5e unshielded: ref.-no. 0-1116604-x,
Toolless Jack, Cat. 5e shielded: ref.-no. 0-1339015-1
Toolless Jack, Cat. 6 unshielded: ref.-no. 0-1116605-x,
Toolless Jack, Cat. 6 shielded: ref.-no. 0-1339016-1
MTRJ-LWL jack: ref.-no. 1278414-1
for 1 socket

Spare part:
Transparent cover with paper inlay ref.-no.: CD 20 NA

Ref.-no.**Thermoplastic (breakproof) high-gloss**

ivory **169-15 NWE**
white **169-15 NWE WW**

Centre plate (screw fixing) with inscription field 6 x 37 mm

(with supporting frame, screw fixing only)
for modular jack Radial: R 280MOD813
for modular jack INFRA +: 7700 U, 7700 D, 7700 E
for 2 sockets

Spare part:
Transparent cover with paper inlay ref.-no.: CD 20 NA

Ref.-no.**Thermoplastic (breakproof) high-gloss**

ivory **169-2 NINF**
white **169-2 NINF WW**

Centre plate

for 1-gang modular jack sockets
IAE/UAE sockets ref.-no.: UAE 8 UPO
for sockets Cat. 6 ref.-no.: UAE 8 UPOK6

Suitable inserts:
Rutenbeck: UAE 8(4) UPO, UAE 8(8) UPO, UAE-
Cat.5e-8 UPO OK, UAE-real.Cat.6-8 UPO OK
Telegärtner: AMJ 45, UMJ 45 and ISDN 1 x RJ 45 (TYP 8)

Ref.-no.**Thermoplastic (breakproof) high-gloss**

white ■ **169-1 UAE WW**

Centre plate

for 2-gang modular jack sockets
IAE/UAE sockets ref.-no.: UAE 2 x 8 UPO, UAE 8-8 UPO
for sockets Cat. 6 ref.-no.: UAE 8-8 UPOK6

Suitable inserts:
METZ CONNECT (BTR): 1307441001-i or 1307441200-i;
E-Dat design 8/8(8), Class E
Rutenbeck: UAE 8/8 (8/8) UPO, UAE 2x8 (8) UPO,
UAE-Cat.5e-8/8 UPO OK, UAE-real.Cat.6-8/8 UPO OK
Telegärtner: AMJ 45, UMJ 45 and ISDN 2 x RJ 45 (TYP 8/8)

Ref.-no.**Thermoplastic (breakproof) high-gloss**

white ■ **169-2 UAE WW**
black ■ **169-2 UAE SW**

Centre plate

for telephone socket ref.-no.: TAE 3X6 NFNUPO
for stereo loudspeaker socket ref.-no.: SLA 2 WW, SLA 2 AN
for 2-gang supporting frame ref.-
no.: UMA MA2-KS2 in connection with universal modular jack
ref.-no.: UMA-CAT6A-25
for USB data interface ref.-no.: 2131 USBS
for USB charger ref.-no.: USB 15 CA WW, USB 15 CA SW,
USB PD60 C WW, USB PD60 C SW

for **Rutenbeck**: UM-MA 2 Up with UM-real Cat.6a A
for **Dätwyler**: flush-mounted modular jack socket (for 2 x MS-K 1/8 Cat.6a),
ref.-no.: 440 012

Ref.-no.**Thermoplastic (breakproof) high-gloss**

white **169 T WW**
black **169 T SW**

Centre plate

(with supporting frame, screw fixing only)
for loudspeaker socket ref.-no.: PB 4
for XLR connector ref.-no.: CXLR-S, CXLR-D
for XLR connector Neutrik D / DL / DLX Series
internal dimensions (W x H): 27.5 x 32.5 mm

Ref.-no.**Thermoplastic (breakproof) high-gloss**

white **168-1 WW**

Centre plate

for extended broadband outlet ref.-no.: BSD 21-01,
BSD 21-10
for antenna outlet sockets acc. to DIN 45330

Ref.-no.**Duroplastic (scratch-proof) glossy**

ivory ■ **161 TV**

SCHUKO® socket 16 A / 250 V ~**for hinged lid**

with screwless terminals for rigid and untreated flexible wires up to 2.5 mm²
Supporting frame, claws and claw screws are integrated into the earth protection.

Ref.-no.**Thermoplastic (breakproof) high-gloss**

ivory	CD 5120 BF
white	CD 5120 BF WW
brown	CD 5120 BF BR
grey	CD 5120 BF GR
light grey	CD 5120 BF LG
black	CD 5120 BF SW

Thermoplastic (breakproof) lacquered

bronze-beige	CD 5120 BF BB
platinum-grey	CD 5120 BF PG

SCHUKO® socket 16 A / 250 V ~**for hinged lid**

with screw terminals for rigid and flexible wires up to 2.5 mm²
Supporting frame, claws and claw screws are integrated into the earth protection.

Ref.-no.**Thermoplastic (breakproof) high-gloss**

ivory	CD 5121 BF
white	CD 5121 BF WW
brown	CD 5121 BF BR
green (SV)	CD 5121 BF GN
grey	CD 5121 BF GR
orange (ZSV)	CD 5121 BF O

for metal versions**Thermoplastic (breakproof) lacquered**

bronze-beige	CD 5121 BF BB
platinum-grey	CD 5121 BF PG

SCHUKO® socket 16 A / 250 V ~**for hinged lid**

with enhanced contact protection / shutter (Safety Plus)
with screwless terminals for rigid and untreated flexible wires up to 2.5 mm²
Supporting frame, claws and claw screws are integrated into the earth protection.

Ref.-no.**Thermoplastic (breakproof) high-gloss**

ivory	CD 5120 BFKI
white	CD 5120 BFKI WW

Socket, French/Belgian system

2-pole + male earth pin, 16 A / 250 V ~
CEE 7/5
with enhanced contact protection / shutter (Safety Plus)
with screwless terminals for rigid and untreated flexible wires up to 2.5 mm²
Supporting frame, claws and claw screws are integrated into the earth protection.

with screw terminals on request

Ref.-no.**Thermoplastic (breakproof) high-gloss**

ivory	5120 BFBKI
white	5120 BFBKI WW

Socket insert, French/Belgian system

2-pole + male earth pin, 16 A / 250 V ~

CEE 7/5

with screwless terminals for rigid and untreated flexible wires up to 2.5 mm²

for centre plates ref.-no. .. 1521 F .. PL ..

Supporting frame, claws and claw screws are integrated into the earth protection.

with claws**Ref.-no.**

with screwless terminals

1520 F EINS**Socket insert, French/Belgian system**

2-pole + male earth pin, 16 A / 250 V ~

CEE 7/5

with screw terminals for rigid and flexible wires up to 2.5 mm²
acc. to NFC 61-314

for centre plates ref.-no. .. 1521 F .. PL ..

Supporting frame, claws and claw screws are integrated into the earth protection.

with claws**Ref.-no.**

with screw terminals

1521 F EINS**Socket insert, French/Belgian system**

2-pole + male earth pin, 16 A / 250 V ~

CEE 7/5

with screwless terminals for rigid and untreated flexible wires up to 2.5 mm²

for centre plates ref.-no. .. 1521 F .. PL ..

Supporting frame is integrated into the earth protection.

without claws**Ref.-no.**

with screwless terminals

1520 NF EINS**Socket insert, French/Belgian system**

2-pole + male earth pin, 16 A / 250 V ~

CEE 7/5

with screw terminals for rigid and flexible wires up to 2.5 mm²
acc. to NFC 61-314

for centre plates ref.-no. .. 1521 F .. PL ..

Supporting frame is integrated into the earth protection.

without claws**Ref.-no.**

with screw terminals

1521 NF EINS**Centre plate**

for socket insert, French/Belgian system, ref.-no.:

1520 ..F EINS, 1521 ..F EINS

with enhanced contact protection / shutter (Safety Plus)

Ref.-no.**Thermoplastic (breakproof) high-gloss**

ivory	5121 BFBKIPL-1
white	5121 BFBKIWWPL-1
stone grey	5121 BFBKI SG PL-1
black	5121 BFBKI SW PL-1

50 x 50 mm system
Intermediate frames

Socket, US NEMA system



15 A, 125 V ~, 5-15R, 2-pole + earth
(with supporting frame, screw fixing only)
with screw terminals for rigid and flexible wires up to 4 mm²
acc. to US-NEMA

Ref.-no.

Thermoplastic (breakproof) high-gloss

ivory **121-15**
white **121-15 WW**

Socket, US NEMA system



20 A, 125 V ~, 5-20R, 2-pole + earth
(with supporting frame, screw fixing only)
with screw terminals for rigid and flexible wires up to 4 mm²
acc. to US-NEMA

Ref.-no.

Thermoplastic (breakproof) high-gloss

ivory **121-20**
white **121-20 WW**

Potential equalisation socket



(with supporting frame, screw fixing only)
with 2 one-pole built-in male sockets according to DIN 42801,
for wires up to 6 mm²

Ref.-no.

Thermoplastic (breakproof) high-gloss

ivory **165-2**
white **165-2 WW**

Right angle plug



for potential equalisation socket
screw terminal for wires with 4 or 6 mm²

Ref.-no.

65 WIS

Intermediate frames

to install devices with 50 x 50 mm cover (DIN 49075)

for AS and A ranges



Ref.-no.

Thermoplastic (breakproof) high-gloss

ivory **A 590 Z**
white **A 590 Z WW**
black **A 590 Z SW**

Thermoplastic (breakproof) lacquered

aluminium **A 590 Z AL**
matt lacquered
matt snow white **A 590 Z WWM**
matt graphite black **A 590 Z SWM**

Hinged lids for 50 x 50 mm system

for CD range



Ref.-no.

Thermoplastic (breakproof) high-gloss

ivory **590 Z**
white **CD 590 Z WW**

for LS range



Ref.-no.

Thermoplastic (breakproof) high-gloss

ivory **LS 961 Z**
white **LS 961 Z WW**
light grey **LS 961 Z LG**
black **LS 961 Z SW**
matt lacquered
matt snow white **LS 961 Z WWM**
matt graphite black **LS 961 Z SWM**

Hinged lids

for sockets and devices with 50 x 50 mm cover

for CD range



Ref.-no.

Thermoplastic (breakproof) high-gloss

ivory ■■ **CD 590 KL**
white ■■ **CD 590 KL WW**
brown ■■ **CD 590 KL BR**
grey ■■ **CD 590 KL GR**
green (SV) ■■ **CD 590 KL GN**
light grey ■■ **CD 590 KL LG**
orange (ZSV) ■■ **CD 590 KL O**
black ■■ **CD 590 KL SW**
Metal versions (anodized aluminium)
gold-bronze ■■ **CD 590 KL GB**
platinum ■■ **CD 590 KL PT**

Hinged lids with spring

for sockets and devices with 50 x 50 mm cover

for CD range



Ref.-no.

Thermoplastic (breakproof) high-gloss

ivory ■■ **CD 590 BFKL**
white ■■ **CD 590 BFKL WW**
brown ■■ **CD 590 BFKL BR**
grey ■■ **CD 590 BFKL GR**
green (SV) ■■ **CD 590 BFKL GN**
light grey ■■ **CD 590 BFKL LG**
orange (ZSV) ■■ **CD 590 BFKL O**
red ■■ **CD 590 BFKL RT**

Hinged lids with spring

for sockets and devices with 50 x 50 mm cover



for LS range
Metal versions not suitable for ceiling installation.

Ref.-no.

- Duroplastic (scratch-proof) glossy**
- ivory ■ LS 990 KL
 - white ■ LS 990 KL WW
 - black ■ LS 990 KL SW
- Thermoplastic (breakproof) high-gloss**
- ivory ■■ LS 990 BFKL
 - white ■■ LS 990 BFKL WW
 - light grey ■■ LS 990 BFKL LG
 - black ■■ LS 990 BFKL SW
 - green (SV) ■ LS 990 BFKL GN
 - orange (ZSV) ■ LS 990 BFKL O
 - red ■ LS 990 BFKL RT
- matt lacquered**
- LS 990 BFKL WWM
 - LS 990 BFKL SWM
- Metal versions**
- aluminium ■■ AL 2990 KL
 - stainless steel ■■ ES 2990 KL
 - anthracite (aluminium lacquered) ■■ AL 2990 KL AN
 - dark (aluminium lacquered) ■■ AL 2990 KL D
 - chrome ■ GCR 2990 KL
 - gold-coloured ■ GO 2990 KL
 - gold-plated ■ LS 990 KL GGO
 - classic brass ■ ME 2990 KL C
 - antique brass ■ ME 2990 KL AT



for LS range
with inscription field 9 x 58 mm

Spare part:
Transparent cover with paper inlay ref.-no.: CD 90 NA

Ref.-no.

- Thermoplastic (breakproof) high-gloss**
- ivory ■■ LS 990 BFAKL
 - white ■■ LS 990 BFAKL WW
 - light grey ■■ LS 990 BFAKL LG
 - black ■■ LS 990 BFAKL SW
 - green (SV) ■ LS 990 BFAKL GN
 - orange (ZSV) ■ LS 990 BFAKL O
 - red ■ LS 990 BFAKL RT



for LS range
with inscription field 12 x 55 mm
Metal versions not suitable for ceiling installation.

Spare part:
Transparent cover ref.-no.: M 20 NA

Ref.-no.

- Metal versions**
- aluminium ■■ AL 2990 NAKL
 - stainless steel ■■ ES 2990 NAKL
 - anthracite (aluminium lacquered) ■■ AL 2990 NAKL AN
 - dark (aluminium lacquered) ■■ AL 2990 NAKL D



for CD range
with inscription field 9 x 58 mm

Spare part:
Transparent cover with paper inlay ref.-no.: CD 90 NA

Ref.-no.

- Thermoplastic (breakproof) high-gloss**
- ivory ■■ CD 590 BFAKL
 - white ■■ CD 590 BFAKL WW
 - brown ■ CD 590 BFAKL BR
 - grey ■■ CD 590 BFAKL GR
 - green (SV) ■ CD 590 BFAKL GN
 - light grey ■■ CD 590 BFAKL LG
 - orange (ZSV) ■ CD 590 BFAKL O
 - red ■ CD 590 BFAKL RT



for CD range
with safety lock (24 different locks)
with 2 keys
with inscription field 9 x 39 mm

Spare part:
Transparent cover with paper inlay ref.-no.: LS 90 NA
Spare key ref.-no.: 802 SL to 825 SL (When ordering, please indicate lock number, e.g. 813 SL)

Ref.-no.

- Thermoplastic (breakproof) high-gloss**
- ivory ■■ CD 590 BFKLSL
 - white ■■ CD 590 BFKLSL WW
 - brown ■ CD 590 BFKLSL BR
 - grey ■■ CD 590 BFKLSL GR
 - green (SV) ■ CD 590 BFKLSL GN
 - light grey ■■ CD 590 BFKLSL LG
 - orange (ZSV) ■ CD 590 BFKLSL O
 - red ■ CD 590 BFKLSL RT

Convex hinged lids



for CD range
with inscription field 23 x 59 mm

Spare part:
Transparent cover with paper inlay ref.-no.: CD 54 NA

Ref.-no.

- Thermoplastic (breakproof) high-gloss**
- white CD 554 KL WW




for CD range
with inscription field 23 x 59 mm
with safety lock (24 different locks)
with 2 keys

Spare part:
Transparent cover with paper inlay ref.-no.: CD 54 NA
Spare key ref.-no.: 802 SL to 825 SL (When ordering, please indicate lock number, e.g. 813 SL)

Ref.-no.

- Thermoplastic (breakproof) high-gloss**
- white CD 554 SLKL WW

Modular jack socket, cat. 3



with screw connection terminals, suitable for ISDN for 6 (RJ 12) and 8 (RJ 45) pole plugs. acc. to DIN EN 60603-7, IEC 603-7

Category 3

suitable up to 16 MHz

Centre plates for modular jack sockets:

for 1 terminal

AS / A ranges: ref.-no. A 569-1 PLUA ..
 CD range: ref.-no. CD 569-1 UA ..., CD 569-1 NAUA ..
 LS range: ref.-no. LS 969-1 UA ..., LS 969-1 NAUA ..., .. 2969-1 UA ..., .. 2969-1 NAUA ..

for 2 terminals

AS / A ranges: ref.-no. A 569-2 BFPLUA ..
 CD range: ref.-no. CD 569-2 UA ..., CD 569-2 NAUA ..., CD 590 KL LAN ..
 LS range: ref.-no. LS 969-2 UA ..., LS 969-2 NAUA ..., .. 2969-2 UA ..., .. 2969-2 NAUA ..., LS 990 BF KL LAN ..., .. 2990 KL LAN ..

	Ref.-no.
8 screw contacts	
8-pole, for 1 terminal	UAE 8 UPO
2 x 8-pole, for 2 terminals (parallel)	UAE 2X8 UPO
2 x 8 screw contacts	
2 x 8-pole, for 2 terminals (separate)	UAE 8-8 UPO

Modular jack socket, cat. 6 / cat. 6A iso, unshielded



with LSA connection terminals

RJ 45, category 6_A, class E_A (10 Gbit/s / 500 MHz), corresponds to Cat. 6_A acc. to ISO/IEC 11801 Amendment 2 and Cat. 6A acc. to TIA/EIA-568-B.2-10 2008 suitable for PoE+ acc. to IEEE 802.3at

Centre plates

AS / A ranges: ref.-no. A 569-2 BFPLUA ..

CD range: ref.-no. CD 569-2 UA ..., CD 569-2 NAUA ..., CD 590 KL LAN ..
 SL range: ref.-no. SL 569-2 UA ..
 LS range: ref.-no. LS 969-2 UA ..., LS 969-2 NAUA ..., .. 2969-2 UA ..., .. 2969-2 NAUA ..., LS 990 BF KL LAN ..., .. 2990 KL LAN ..

	Ref.-no.
2 x 8-pole, for 2 terminals (separate)	UAE 8-8 UPO K6 US

Universal modular jack socket cat. 6A iso

Modular jack socket, cat. 6 / cat. 6A iso



screw fixing only, without claws for network applications
 LSA connection terminal, shielded
 variable running of cable without sharp bending from all directions possible
 suitable for standard wall boxes

RJ 45, category 6_A, class E_A (10 Gbit/s / 500 MHz), corresponds to Cat. 6_A acc. to ISO/IEC 11801 Amendment 2 and Cat. 6A acc. to TIA/EIA-568-B.2-10 2008 suitable for PoE+ acc. to IEEE 802.3at ≥ 1000 insertion/removal cycles, suitable for RJ 11/12

Centre plates for modular jack sockets:

for 1 terminal

AS / A ranges: ref.-no. A 569-1 PLUA ..
 CD range: ref.-no. CD 569-1 UA ..., CD 569-1 NAUA ..
 LS range: ref.-no. LS 969-1 UA ..., LS 969-1 NAUA ..., .. 2969-1 UA ..., .. 2969-1 NAUA ..

for 2 terminals

AS / A ranges: ref.-no. A 569-2 BFPLUA ..
 CD range: ref.-no. CD 569-2 UA ..., CD 569-2 NAUA ..., CD 590 KL LAN ..
 LS range: ref.-no. LS 969-2 UA ..., LS 969-2 NAUA ..., .. 2969-2 UA ..., .. 2969-2 NAUA ..., LS 990 BF KL LAN ..., .. 2990 KL LAN ..

	Ref.-no.
8-pole, for 1 terminal	UAE 8 UPOK6
2 x 8-pole, for 2 terminals (separate)	UAE 8-8 UPOK6

Universal modular jack socket cat. 6A iso



RJ 45, shielded with dust protection cover for covers ref.-no.: ..569-1 WE ..., ..569-2 WE ..., .. 1969-1 .. WE ..., .. 1969-2 .. WE .. suitable for standard Keystone openings suitable for 25 Gbit Ethernet scope of delivery: 2 pieces

suitable for PoE+ acc. to IEEE 802.3at > 750 insertion/removal cycles

- Unmistakable terminals with colour code and numeration (A and B code of the same value)
- For data cables with a diameter of 6 – 10 mm
- For wires of AWG 22 to AWG 24 (rigid)

Can be combined with 2-gang supporting frame ref.-no.: UMA-MA2-KS2 and centre plates .. 569 T .., .. 969 T .. of all design ranges.

Ref.-no.
UMA-CAT6A-25

2-gang supporting frame



for 2 universal modular jack sockets, ref.-no. UMA-CAT6A-25 screw fixing only, without claws straight (0°) or slanted module outlet (30°) Can be combined with centre plates ref.-no. .. 569 T .., .. 969 T .. of all design ranges.

Ref.-no.
UMA-MA2-KS2

Mounting adapter 30°



suitable for:
JUNG: UMA-CAT6A-25
3M: VOL-0001, VOL-0002, VOLOCK6ASND8
Assmann: DN 93612, DN 93615
METZ CONNECT (BTR): 130A10-I, 130B23-E, 130B21-E
CobiNet: 6920 0052
Dätwyler: 418 061
eku: t66851000, t66850990

LEONI: 9ZQ01000, 9ZK00026

Nexans:

N420.666 + adapter red N429.625 or adapter blue N429.626
 N420.735 + metal adapter N429.620
 N420.550 + adapter red N429.625
 N420.555 + adapter red N429.625
 N420.67A + adapter red N429.625
 N420.66A + adapter red N429.625
 N420.661 + adapter red N429.625
 N420.660 + adapter red N429.625

RADIALL: R280MOD807, R2080MOD810A, R280MOD830, R280MOD803A, R280MOD800, R280MOD834

Reichle & De-Massari: R509509 (incl. adapter keystone)

SETEC: 501415, 501414

SIEMON: MX6-K..., MX5-K..., Z6A-SK(XX), Z5A-SK(XX), Z6A-K01, Z6A-01, MX5-F01, MX6-01, MX6-F01, Z5-S01, MX5-01, Z6-K01, Z6-01, Z6A-S01

Telegärtner: J00029K0036, J00029A2000

SCHRACK: HSPMRJ6G1A, HSEMRJ6GBA, HSEMRJ6GBS, HSEMRJ6GWA, HSEMRJ6GWS, HSEMRJ6UWS

Ref.-no.

3069-2 SIE

Mounting adapter 30°



suitable for:
TE Connectivity: 1375187-1, 0-1375189-1, 1375190-1, 0-1375188-1 (spare part for 569013-1), 1375055-1, 1339015-1, 1711592-1
Brand-Rex: AC6JAKU002, AC6JAKU0K2, AC6JAKU000

Ref.-no.

3069-25 WE

Mounting adapter 30°



suitable for:
Commscope (Systemax) MEGALINE: MGS200, MGS500BH-262, MPS100E-003
Reichle & De-Massari:
 R808370 (incl. adapter no. 1)
 R304373 + adapter R310694
 R302372 + adapter R310694
 R305111 + adapter R310694

R305112 + adapter R310694

R305113 + adapter R310694

R305114 + adapter R310694

Ref.-no.

3069-2 AT

Mounting adapter 30°



suitable for:
Panduit: CJS688TGY, CJ688TGAW, CMDJAQLCBL, CMDSLCZAW, CJ6X88TGAW, CJ5E88TGAW, CJS5E88TGY

Ref.-no.

3069-2 PAND

Mounting adapter 30°



suitable for:
LexCom: 306520007 + mounting frame creme 306580030

Ref.-no.

3069-2 LEX

Mounting adapter 30°



suitable for:
Brand-Rex: C6CJAKU0K2
Panduit: NK688MBL
TE Connectivity: 1711342-1, 1116604-x, 1116603-x

Ref.-no.

3069-2 BR

Covers for mounting adapter 30°:

for AS range see page 186

for A range see page 221

for LS range see page 302

D-subminiature socket

including fixing accessories, thread UNC 4/40

Covers:

AS / A ranges ref.-no.: A 594-1915..

CD range ref.-no.: CD 594-1..., CD 594-2..

LS range ref.-no.: LS 994-1..

and in data connection cap ref.-no.: ..554..



Ref.-no.

9-pole

D SUB 9

Mounting plate for D-subminiature connectors



53 x 17 mm, 47 mm distance between fixing centres
 (only necessary for covers .. 594-1 .., .. 594-2 ..,
 A 594-1915 .., LS 994-1 ..)



Delivery including two M 3 screws.

Ref.-no.

for connector D SUB 9

D 9

for D-subminiature connector 15-pole

D 15

TV-FM extended broadband outlet, terminated outlet



- CATV / SAT
 - Suitable for broadband return channel
- Terminated outlets are used to terminate stub lines coming from the tap/splitter (broadband network) or multiswitch/LNB (star structure).
- Covers:**
 AS / A ranges: ref.-no.: A 561 PLTV ..
 CD range: ref.-no.: CD 561 SAT ..

LS range: ref.-no.: ..990 TV ..
 50 x 50: ref.-no.: 161 TV

Ref.-no.
BSD 21-01

TV-FM extended broadband outlet, loop through outlet



- CATV
 - Suitable for broadband return channel
- Loop through outlets are used in tree networks. The last loop through socket installed in a trunk or stub line must be terminated by terminating resistor, ref.-no. TZU 3-01.
- Covers:**
 AS / A ranges: ref.-no.: A 561 PLTV ..
 CD range: ref.-no.: CD 561 SAT ..

LS range: ref.-no.: ..990 TV ..
 50 x 50: ref.-no.: 161 TV

Ref.-no.
BSD 21-10

SAT-TV-FM outlet, terminated outlet



- CATV / SAT
 - Suitable for return channel 5 ... 65 Mhz
 - Extended connector F female
 - Vodafone listed
- Terminated outlets are used to terminate stub lines coming from the tap/splitter (broadband network) or multiswitch/LNB (star structure).
- Covers:**

AS / A ranges: ref.-no.: A 561 PLSAT ..
 CD range: ref.-no.: CD 561 SAT ..
 LS range: ref.-no.: ..990 SAT ..

Ref.-no.
SSD 5-00

SAT-TV-FM outlet, loop through outlet



- CATV / SAT
 - Suitable for return channel 5 ... 65 Mhz
 - Suitable for Unicable I (EN 50494) and Unicable II (EN 50607)
 - Extended connector F female
- Loop through outlets are used in tree networks. The last loop through socket installed in a trunk or stub line must be terminated by terminating resistor, ref.-no. TZU 3-01.

Covers:
 AS / A ranges: ref.-no.: A 561 PLSAT ..
 CD range: ref.-no.: CD 561 SAT ..
 LS range: ref.-no.: ..990 SAT ..

Ref.-no.
SSD 5-10

Terminating resistor 75 Ω

to terminate the last loop through socket installed in a line for antenna outlet sockets ref.-no.: BSD 21-10, SSD 5-10



Ref.-no.
TZU 3-01

Smart TV socket

(with supporting frame, screw fixing only)
 cover with snap-on fixing shutter with spring including universal modular jack socket ref.-no.: UMA-CAT6A-25 and IEC plug module for antenna cables

Consider bending radius and various plug types. Ensure sufficient installation space.

Technical data

Specification IEC plug module	
External connection:	IEC male, IEC 60169-2
Internal connection:	F female, IEC 60169-24
Impedance:	75 Ohm
Frequency range:	5 ... 2,400 MHz
Attenuation:	0.0 dB
Installation depth not considering cables	
Universal modular jack socket:	28 mm
IEC plug module:	30 mm
Use right angle plug.	
Consider bending radius. Ensure sufficient installation space.	



for AS and A ranges

Ref.-no.

Thermoplastic (breakproof) high-gloss white ■ **MMD A 4521 WW**



for LS range
 with inscription field 9 x 58 mm

Spare part:
 Transparent cover with paper inlay ref.-no.: CD 90 NA

Ref.-no.

Thermoplastic (breakproof) high-gloss	
ivory	■ ■ MMD LS 4521
white	■ ■ MMD LS 4521 WW
light grey	■ ■ MMD LS 4521 LG
black	■ ■ MMD LS 4521 SW
matt lacquered	
matt snow white	■ MMD LS 4521 WWM
matt graphite black	■ MMD LS 4521 SWM



for LS range
 with inscription field 12 x 55 mm

Spare part:
 Transparent cover ref.-no.: M 20 NA

Ref.-no.

Metal versions	
aluminium	■ ■ MMD AL 4521
stainless steel	■ ■ MMD ES 4521
anthracite (aluminium lacquered)	■ ■ MMD AL 4521 AN
dark (aluminium lacquered)	■ ■ MMD AL 4521 D
classic brass	■ MMD ME 4521 C
antique brass	■ MMD ME 4521 AT

XLR connector with panel housing




Covers:

AS / A ranges: ref.-no.: A 568-1 BF ..
CD range: ref.-no.: 568-1
50 x 50: ref.-no.: 168-1 WW

	Ref.-no.
male	CXLR-S
female	CXLR-D

Gold-plated loudspeaker pole terminal



For professional connection of high quality loudspeaker systems
Pole terminal (6 mm and 8 mm fork) or crimped cables (6 mm²) are connected with a patented clamping nut system. The pole terminal body is manufactured in one piece to obtain the least resistance.

	Ref.-no.
red identification	LPK 63 RT
black identification	LPK 63 SW

High quality RCA socket (pair)



made of 24 carat gold plated copper, double prismatic contact
With special pressure spring mechanic, dielectric made of Teflon
Inside connection: soldering

	Ref.-no.
red/white identification	CIB 63


Mounting plate



for installation of loudspeaker terminals (ref.-no. LPK 63 RT, LPK 63 SW) or RCA sockets (ref.-no. CIB 63) in cover for 2 circular electrical connectors (ref.-no. ... 562 962 ..)

	Ref.-no.
	63 WBT

Stereo loudspeaker socket 25 V ~, 60 V DC



for wires up to 10 mm²
with 4 front side screwless terminals in red/black
back side screw terminals
also suitable for SELV

Covers:

AS / A ranges: ref.-no. A 569 PLT ..
CD range: ref.-no. CD 569 T .. (not metal versions)
LS range: ref.-no. ... 969 T .., .. 2969 T ..

	Ref.-no.
	SLA 2 WW
	SLA 2 AN

Wall box



fire resistance: 650 °C
device screw distance: 60 mm
halogen-free
for screw and claw fixing
knockout openings for cables and tubes Ø: 20 / 25 mm
device screws: 2

	Ref.-no.
Depth: 46 mm	1056-04
Depth: 63 mm	1556-04

Wall box for hollow walls, 1-gang



cutting hole Ø: 68 mm
fire resistance: 850 °C
centre distance: 71 mm
for panel thickness: 7 – 40 mm
device screw distance: 60 mm
knockout openings for cables and tubes Ø: 20 / 25 mm
device screws: 2

	Ref.-no.
Depth: 49 mm	9063-02
Depth: 62 mm	9064-02
halogen-free, colour: white	
Depth: 47 mm	9063-78
Depth: 61 mm	9064-78

Wall box for hollow walls, 2-gang



for electric shaver socket outlet ref.-no.: SO 7522 EINS

cutting hole Ø: 2 x 68 mm
centre distance: 71 mm
for panel thickness: 7 – 40 mm
device screws: 4
cable inlets 3 x 1.5 mm²: 6

	Ref.-no.
depth: 47 mm	9062-02

Wall box, 2-gang



for electric shaver socket outlet ref.-no.: SO 7522 EINS

air-tight
length: 149 mm
width: 80 mm
device screws: 4

	Ref.-no.
depth: 68 mm	1656-21

Wall box for hollow walls, 1-gang



air-tight
 cutting hole Ø: 68 mm
 centre distance: 71 mm
 for panel thickness: 7 – 40 mm
 device screws: 2
 cable inlets 3 x 1.5 mm²: 2
 cable inlets 3 x 2.5 mm² or 5 x 1.5 mm²: 2
 2- to 4-gang boxes on request.

	Ref.-no.
depth: 49 mm	9263-22

Wall box



1-gang, rectangular
 device screw distance 60.3 mm
 with earth terminal
 device screws (M 3 x 30 mm) included
 Wall boxes can be connected for multiple combinations;
 center-to-center distance 71 mm.
 Wall boxes that are installed too deeply or out of square can
 be readjusted with the plaster compensation frame PCF 6042
 to create ideal installation conditions for any flush-mounted inserts.

	Ref.-no.
depth: 40 mm	BS 6042 M-40
depth: 50 mm	BS 6042 M-50

Plaster compensation frame



Scope of delivery: 250 pieces
 Fire resistant up to 650 °C
 The PCF 6042 is a stackable compensation frame made of
 elastic plastic that allows wall boxes that are installed too
 deeply or out of square to be readjusted, creating the ideal
 installation conditions for any flush-mounted inserts.
 Flexibly stackable in 1 mm stages

Installation video available: jung.group/pcf

	Ref.-no.
black 71 mm x 62.8 mm	PCF 6042

Screw set

for wall box ref.-no. BS 6042 M-40, BS 6042 M-50



	Ref.-no.
M 3 x 30 mm 100 pieces	SCREW-30
M 3 x 50 mm 50 pieces	SCREW-50
M 3 x 70 mm 50 pieces	SCREW-70

Screw assortment for centre plates, black



Box with black screws for various centre plates:
 ■ 300 x PZ1 for sockets ..1520.. and ..1521..
 ■ 45 x PZ1 for antenna outlet sockets
 ■ 50 x slot 5 mm for antenna outlet sockets
 ■ 35 x slot 5 mm for cable outlet ..590A.. and ..990A..
 ■ 60 x slot 4 mm for centre plates .. 569 (PL)T ..., ..969 T ..

	Ref.-no.
	S-BOX PL SW

Refill bag of screws

300 x PZ1, black, for sockets ..1520.. and ..1521..



	Ref.-no.
	S-NFB SCHUKO SW

Refill bag of screws

100 x PZ1, black, for antenna outlet sockets



	Ref.-no.
	S-NFB AT PZ1 SW

Refill bag of screws

100 x slot 5 mm, black, for antenna outlet sockets



	Ref.-no.
	S-NFB AT 5 SW

Refill bag of screws

100 x slot 5 mm, black, for cable outlet ..590A.. und ..990A..



	Ref.-no.
	S-NFB LA SW

Refill bag of screws

100 x slot 4 mm, black, for centre plates .. 569 (PL)T ..., ..969 T ..



	Ref.-no.
	S-NFB TAE SW

Screw assortment for sensors



Box:

- 200 red plastic screws, PZ1, for protection against dismounting of sensor modules (F 10, F 40, F 50)
- 200 galvanised device screws, slot 4 mm, for mounting the supporting frame on flush boxes

Ref.-no.

S-BOX TSM RT ZN

Refill bag of screws



100 red plastic screws, PZ1, for protection against dismounting of sensor modules (F 10, F 40, F 50)

Ref.-no.

S-NFB TSM RT

Refill bag of screws



100 galvanised device screws, slot 4 mm, for mounting the supporting frame on flush boxes

Ref.-no.

S-NFB TSM ZN

Cover hood




for flush-mounted devices with LS 990 frames
for protection against light soiling

For further information see jung.group/PCLS

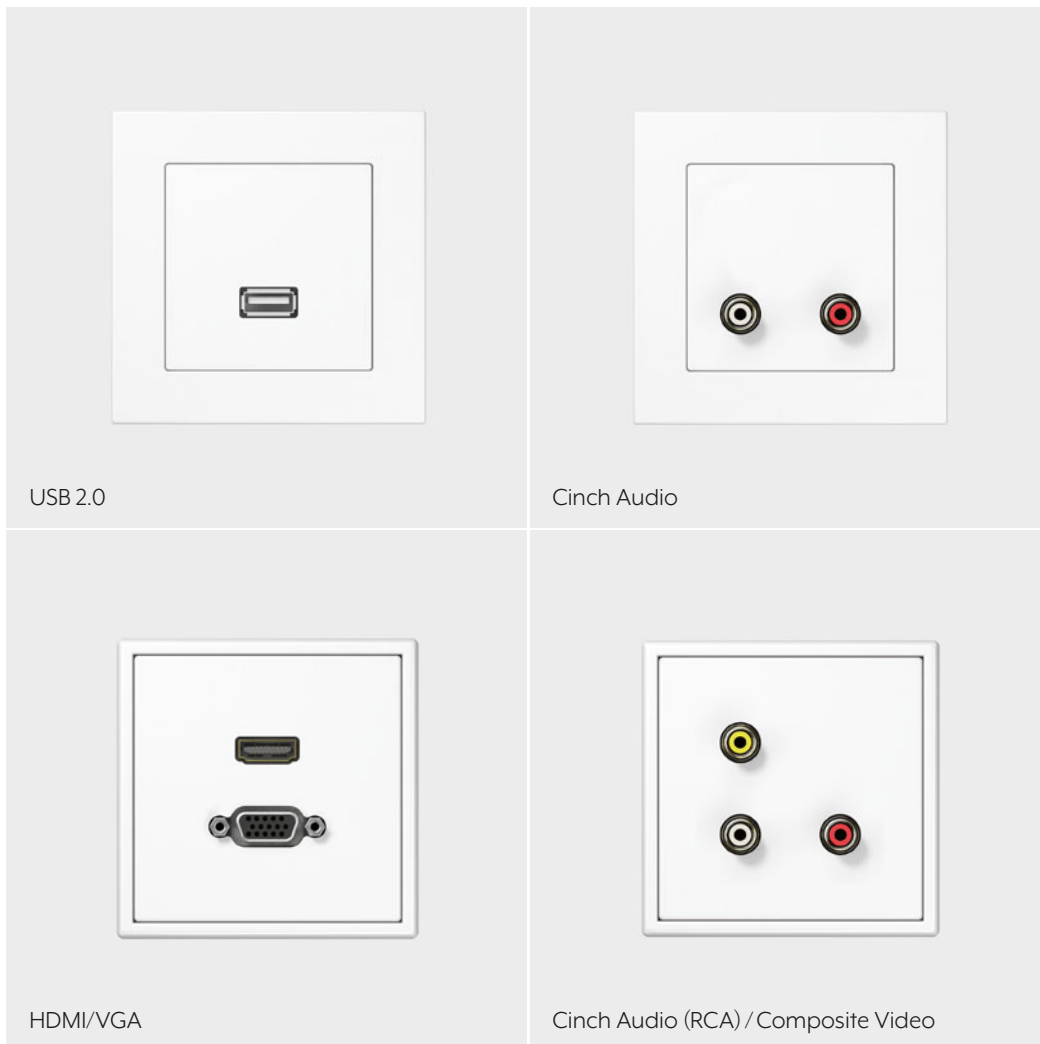
Ref.-no.

1-gang	100 pieces	PC LS 1 28 1
2-gang	100 pieces	PC LS 1 28 2
3-gang	50 pieces	PC LS 1 28 3

Multimedia terminals



JUNG offers individual solutions for every requirement. Video, audio, surround sound: the most varied connections are thus created in combination. In the JUNG design, the electrical installation is always harmoniously integrated in the interior.



Multimedia components such as a screen, 3D digital projector and games console belong to just about every setup in a private household, office or hotel. The JUNG multimedia terminals connect these devices with the existing electrical installation.

Cinch Audio (RCA) / Stereo Jack (TRS 3.5 mm)

(with supporting frame, screw fixing only)



for AS range

Ref.-no.

Thermoplastic (breakproof) high-gloss

- ivory ■ MA A 1011
- white ■ MA A 1011 WW



for A range

Ref.-no.

Thermoplastic (breakproof) high-gloss

- white ■ MA A 1011 WW
- black ■ MA A 1011 SW

Thermoplastic (breakproof) lacquered

- aluminium ■ MA A 1011 AL
- matt lacquered**
- matt snow white ■ MA A 1011 WWM
- matt graphite black ■ MA A 1011 SWM
- matt anthracite ■ MA A 1011 ANM



for CD range

Ref.-no.

Thermoplastic (breakproof) high-gloss

- white ■ MA CD 1011 WW



for LS range

Ref.-no.

Thermoplastic (breakproof) high-gloss

- ivory ■ MA LS 1011
- white ■ MA LS 1011 WW
- light grey ■ MA LS 1011 LG
- black ■ MA LS 1011 SW
- matt lacquered**
- matt snow white ■ MA LS 1011 WWM
- matt graphite black ■ MA LS 1011 SWM
- Metal versions**
- aluminium ■ MA AL 1011
- stainless steel ■ MA ES 1011
- anthracite (aluminium lacquered) ■ MA AL 1011 AN

Cinch Audio (RCA)

(with supporting frame, screw fixing only)



for AS range

Ref.-no.

Thermoplastic (breakproof) high-gloss

- ivory ■ MA A 1021
- white ■ MA A 1021 WW



for A range

Ref.-no.

Thermoplastic (breakproof) high-gloss

- white ■ MA A 1021 WW
- black ■ MA A 1021 SW

Thermoplastic (breakproof) lacquered

- aluminium ■ MA A 1021 AL
- matt lacquered**
- matt snow white ■ MA A 1021 WWM
- matt graphite black ■ MA A 1021 SWM
- matt anthracite ■ MA A 1021 ANM




for CD range

Ref.-no.

Thermoplastic (breakproof) high-gloss

- white ■ MA CD 1021 WW



for LS range

Ref.-no.

Thermoplastic (breakproof) high-gloss

- ivory ■ MA LS 1021
- white ■ MA LS 1021 WW
- light grey ■ MA LS 1021 LG
- black ■ MA LS 1021 SW
- matt lacquered**
- matt snow white ■ MA LS 1021 WWM
- matt graphite black ■ MA LS 1021 SWM
- Metal versions**
- aluminium ■ MA AL 1021
- stainless steel ■ MA ES 1021
- anthracite (aluminium lacquered) ■ MA AL 1021 AN

Cinch Audio (RCA) / Composite Video

(with supporting frame, screw fixing only)



for AS range

Ref.-no.

Thermoplastic (breakproof) high-gloss

- ivory ■ MA A 1031
- white ■ MA A 1031 WW



for A range

Ref.-no.

Thermoplastic (breakproof) high-gloss

- white ■ MA A 1031 WW
- black ■ MA A 1031 SW

Thermoplastic (breakproof) lacquered

- aluminium ■ MA A 1031 AL
- matt lacquered**
- matt snow white ■ MA A 1031 WWM
- matt graphite black ■ MA A 1031 SWM
- matt anthracite ■ MA A 1031 ANM




for CD range

Ref.-no.

Thermoplastic (breakproof) high-gloss

- white ■ MA CD 1031 WW



for LS range

Ref.-no.

Thermoplastic (breakproof) high-gloss

- ivory ■ MA LS 1031
- white ■ MA LS 1031 WW
- light grey ■ MA LS 1031 LG
- black ■ MA LS 1031 SW
- matt lacquered**
- matt snow white ■ MA LS 1031 WWM
- matt graphite black ■ MA LS 1031 SWM
- Metal versions**
- aluminium ■ MA AL 1031
- stainless steel ■ MA ES 1031
- anthracite (aluminium lacquered) ■ MA AL 1031 AN

VGA

(with supporting frame, screw fixing only)



for AS range

Ref.-no.

Thermoplastic (breakproof) high-gloss

- ivory ■ MA A 1102
- white ■ MA A 1102 WW



for A range

Ref.-no.

Thermoplastic (breakproof) high-gloss

- white ■ MA A 1102 WW
- black ■ MA A 1102 SW

Thermoplastic (breakproof) lacquered

- aluminium ■ MA A 1102 AL
- matt lacquered**
- matt snow white ■ MA A 1102 WWM
- matt graphite black ■ MA A 1102 SWM
- matt anthracite ■ MA A 1102 ANM



for CD range

Ref.-no.

Thermoplastic (breakproof) high-gloss

- white ■ MA CD 1102 WW



for LS range

Ref.-no.

Thermoplastic (breakproof) high-gloss

- ivory ■ MA LS 1102
- white ■ MA LS 1102 WW
- light grey ■ MA LS 1102 LG
- black ■ MA LS 1102 SW
- matt lacquered**
- matt snow white ■ MA LS 1102 WWM
- matt graphite black ■ MA LS 1102 SWM
- Metal versions**
- aluminium ■ MA AL 1102
- stainless steel ■ MA ES 1102
- anthracite (aluminium lacquered) ■ MA AL 1102 AN

HDMI

(with supporting frame, screw fixing only)

Consider bending radius and various plug types. Ensure sufficient installation space.



for AS range

Ref.-no.

Thermoplastic (breakproof) high-gloss

- ivory ■ MA A 1112
- white ■ MA A 1112 WW



for A range

Ref.-no.

Thermoplastic (breakproof) high-gloss

- white ■ MA A 1112 WW
- black ■ MA A 1112 SW

Thermoplastic (breakproof) lacquered

- aluminium ■ MA A 1112 AL

matt lacquered

- matt snow white ■ MA A 1112 WWM
- matt graphite black ■ MA A 1112 SWM
- matt anthracite ■ MA A 1112 ANM



for CD range

Ref.-no.

Thermoplastic (breakproof) high-gloss

- white ■ MA CD 1112 WW



for LS range

Ref.-no.

Thermoplastic (breakproof) high-gloss

- ivory ■ MA LS 1112
- white ■ MA LS 1112 WW
- light grey ■ MA LS 1112 LG
- black ■ MA LS 1112 SW

matt lacquered

- matt snow white ■ MA LS 1112 WWM
- matt graphite black ■ MA LS 1112 SWM

Metal versions

- aluminium ■ MA AL 1112
- stainless steel ■ MA ES 1112
- anthracite (aluminium lacquered) ■ MA AL 1112 AN

USB 2.0

(with supporting frame, screw fixing only)

Consider bending radius and various plug types. Ensure sufficient installation space.



for AS range

Ref.-no.

Thermoplastic (breakproof) high-gloss

- ivory ■ MA A 1122
- white ■ MA A 1122 WW



for A range

Ref.-no.

Thermoplastic (breakproof) high-gloss

- white ■ MA A 1122 WW
- black ■ MA A 1122 SW

Thermoplastic (breakproof) lacquered

- aluminium ■ MA A 1122 AL

matt lacquered

- matt snow white ■ MA A 1122 WWM
- matt graphite black ■ MA A 1122 SWM
- matt anthracite ■ MA A 1122 ANM



for CD range

Ref.-no.

Thermoplastic (breakproof) high-gloss

- white ■ MA CD 1122 WW



for LS range

Ref.-no.

Thermoplastic (breakproof) high-gloss

- ivory ■ MA LS 1122
- white ■ MA LS 1122 WW
- light grey ■ MA LS 1122 LG
- black ■ MA LS 1122 SW

matt lacquered

- matt snow white ■ MA LS 1122 WWM
- matt graphite black ■ MA LS 1122 SWM

Metal versions

- aluminium ■ MA AL 1122
- stainless steel ■ MA ES 1122
- anthracite (aluminium lacquered) ■ MA AL 1122 AN

Cinch Audio (RCA) / Stereo Jack (TRS 3.5 mm) / VGA

(with supporting frame, screw fixing only)



for AS range

Ref.-no.

Thermoplastic (breakproof) high-gloss

- ivory ■ MA A 1072
- white ■ MA A 1072 WW



for A range

Ref.-no.

Thermoplastic (breakproof) high-gloss

- white ■ MA A 1072 WW
- black ■ MA A 1072 SW

Thermoplastic (breakproof) lacquered

- aluminium ■ MA A 1072 AL
- matt lacquered**
- matt snow white ■ MA A 1072 WWM
- matt graphite black ■ MA A 1072 SWM
- matt anthracite ■ MA A 1072 ANM




for CD range

Ref.-no.

Thermoplastic (breakproof) high-gloss

- white ■ MA CD 1072 WW



for LS range

Ref.-no.

Thermoplastic (breakproof) high-gloss

- ivory ■ MA LS 1072
- white ■ MA LS 1072 WW
- light grey ■ MA LS 1072 LG
- black ■ MA LS 1072 SW
- matt lacquered**
- matt snow white ■ MA LS 1072 WWM
- matt graphite black ■ MA LS 1072 SWM
- Metal versions**
- aluminium ■ MA AL 1072
- stainless steel ■ MA ES 1072
- anthracite (aluminium lacquered) ■ MA AL 1072 AN

Cinch Audio (RCA) / Stereo Jack (TRS 3.5 mm) / HDMI

(with supporting frame, screw fixing only)



for AS range

Ref.-no.

Thermoplastic (breakproof) high-gloss

- ivory ■ MA A 1082
- white ■ MA A 1082 WW



for A range

Ref.-no.

Thermoplastic (breakproof) high-gloss

- white ■ MA A 1082 WW
- black ■ MA A 1082 SW

Thermoplastic (breakproof) lacquered

- aluminium ■ MA A 1082 AL
- matt lacquered**
- matt snow white ■ MA A 1082 WWM
- matt graphite black ■ MA A 1082 SWM
- matt anthracite ■ MA A 1082 ANM



for CD range

Ref.-no.

Thermoplastic (breakproof) high-gloss

- white ■ MA CD 1082 WW



for LS range

Ref.-no.

Thermoplastic (breakproof) high-gloss

- ivory ■ MA LS 1082
- white ■ MA LS 1082 WW
- light grey ■ MA LS 1082 LG
- black ■ MA LS 1082 SW
- matt lacquered**
- matt snow white ■ MA LS 1082 WWM
- matt graphite black ■ MA LS 1082 SWM
- Metal versions**
- aluminium ■ MA AL 1082
- stainless steel ■ MA ES 1082
- anthracite (aluminium lacquered) ■ MA AL 1082 AN

2 x HDMI

(with supporting frame, screw fixing only)

Consider bending radius and various plug types. Ensure sufficient installation space.



for AS range

	Ref.-no.
Thermoplastic (breakproof) high-gloss	
ivory	■ MA A 1133
white	■ MA A 1133 WW



for A range

	Ref.-no.
Thermoplastic (breakproof) high-gloss	
white	■ MA A 1133 WW
black	■ MA A 1133 SW
Thermoplastic (breakproof) lacquered	
aluminium	■ MA A 1133 AL
matt lacquered	
matt snow white	■ MA A 1133 WWM
matt graphite black	■ MA A 1133 SWM
matt anthracite	■ MA A 1133 ANM



for CD range

	Ref.-no.
Thermoplastic (breakproof) high-gloss	
white	■ MA CD 1133 WW



for LS range

	Ref.-no.
Thermoplastic (breakproof) high-gloss	
ivory	■ MA LS 1133
white	■ MA LS 1133 WW
light grey	■ MA LS 1133 LG
black	■ MA LS 1133 SW
matt lacquered	
matt snow white	■ MA LS 1133 WWM
matt graphite black	■ MA LS 1133 SWM
Metal versions	
aluminium	■ MA AL 1133
stainless steel	■ MA ES 1133
anthracite (aluminium lacquered)	■ MA AL 1133 AN

2 x USB 2.0

(with supporting frame, screw fixing only)

Consider bending radius and various plug types. Ensure sufficient installation space.



for AS range

	Ref.-no.
Thermoplastic (breakproof) high-gloss	
ivory	■ MA A 1153
white	■ MA A 1153 WW



for A range

	Ref.-no.
Thermoplastic (breakproof) high-gloss	
white	■ MA A 1153 WW
black	■ MA A 1153 SW
Thermoplastic (breakproof) lacquered	
aluminium	■ MA A 1153 AL
matt lacquered	
matt snow white	■ MA A 1153 WWM
matt graphite black	■ MA A 1153 SWM
matt anthracite	■ MA A 1153 ANM



for CD range

	Ref.-no.
Thermoplastic (breakproof) high-gloss	
white	■ MA CD 1153 WW



for LS range

	Ref.-no.
Thermoplastic (breakproof) high-gloss	
ivory	■ MA LS 1153
white	■ MA LS 1153 WW
light grey	■ MA LS 1153 LG
black	■ MA LS 1153 SW
matt lacquered	
matt snow white	■ MA LS 1153 WWM
matt graphite black	■ MA LS 1153 SWM
Metal versions	
aluminium	■ MA AL 1153
stainless steel	■ MA ES 1153
anthracite (aluminium lacquered)	■ MA AL 1153 AN

HDMI / USB 2.0

(with supporting frame, screw fixing only)

Consider bending radius and various plug types. Ensure sufficient installation space.



for AS range

Ref.-no.**Thermoplastic (breakproof) high-gloss**

ivory	■	MA A 1163
white	■	MA A 1163 WW



for A range

Ref.-no.**Thermoplastic (breakproof) high-gloss**

white	■	MA A 1163 WW
black	■	MA A 1163 SW

Thermoplastic (breakproof) lacquered

aluminium	■	MA A 1163 AL
-----------	---	--------------

matt lacquered

matt snow white	■	MA A 1163 WWM
matt graphite black	■	MA A 1163 SWM
matt anthracite	■	MA A 1163 ANM



for CD range

Ref.-no.**Thermoplastic (breakproof) high-gloss**

white	■	MA CD 1163 WW
-------	---	---------------



for LS range

Ref.-no.**Thermoplastic (breakproof) high-gloss**

ivory	■	MA LS 1163
white	■	MA LS 1163 WW
light grey	■	MA LS 1163 LG
black	■	MA LS 1163 SW

matt lacquered

matt snow white	■	MA LS 1163 WWM
matt graphite black	■	MA LS 1163 SWM

Metal versions

aluminium	■	MA AL 1163
stainless steel	■	MA ES 1163
anthracite (aluminium lacquered)	■	MA AL 1163 AN

HDMI / VGA

(with supporting frame, screw fixing only)

Consider bending radius and various plug types. Ensure sufficient installation space.



for AS range

Ref.-no.**Thermoplastic (breakproof) high-gloss**

ivory	■	MA A 1173
white	■	MA A 1173 WW



for A range

Ref.-no.**Thermoplastic (breakproof) high-gloss**

white	■	MA A 1173 WW
black	■	MA A 1173 SW

Thermoplastic (breakproof) lacquered

aluminium	■	MA A 1173 AL
-----------	---	--------------

matt lacquered

matt snow white	■	MA A 1173 WWM
matt graphite black	■	MA A 1173 SWM
matt anthracite	■	MA A 1173 ANM



for CD range

Ref.-no.**Thermoplastic (breakproof) high-gloss**

white	■	MA CD 1173 WW
-------	---	---------------



for LS range

Ref.-no.**Thermoplastic (breakproof) high-gloss**

ivory	■	MA LS 1173
white	■	MA LS 1173 WW
light grey	■	MA LS 1173 LG
black	■	MA LS 1173 SW

matt lacquered

matt snow white	■	MA LS 1173 WWM
matt graphite black	■	MA LS 1173 SWM

Metal versions

aluminium	■	MA AL 1173
stainless steel	■	MA ES 1173
anthracite (aluminium lacquered)	■	MA AL 1173 AN

DVI

(with supporting frame, screw fixing only)

Consider bending radius and various plug types. Ensure sufficient installation space.



for AS range

Ref.-no.

Thermoplastic (breakproof) high-gloss

- ivory ■ MA A 1193
- white ■ MA A 1193 WW



for A range

Ref.-no.

Thermoplastic (breakproof) high-gloss

- white ■ MA A 1193 WW
- black ■ MA A 1193 SW

Thermoplastic (breakproof) lacquered

- aluminium ■ MA A 1193 AL
- matt lacquered**
- matt snow white ■ MA A 1193 WWM
- matt graphite black ■ MA A 1193 SWM
- matt anthracite ■ MA A 1193 ANM



for CD range

Ref.-no.

Thermoplastic (breakproof) high-gloss

- white ■ MA CD 1193 WW



for LS range

Ref.-no.

Thermoplastic (breakproof) high-gloss

- ivory ■ MA LS 1193
- white ■ MA LS 1193 WW
- light grey ■ MA LS 1193 LG
- black ■ MA LS 1193 SW
- matt lacquered**
- matt snow white ■ MA LS 1193 WWM
- matt graphite black ■ MA LS 1193 SWM

Metal versions

- aluminium ■ MA AL 1193
- stainless steel ■ MA ES 1193
- anthracite (aluminium lacquered) ■ MA AL 1193 AN

Adapter 1




(spare part)
for multimedia terminals ref.-no. MA .. 1011 ..

Ref.-no.

MA 1000 AD 1

Adapter 2




(spare part)
for multimedia terminals ref.-no. MA .. 1072 .., MA .. 1082 ..,
MA .. 1092 ..

Ref.-no.

MA 1000 AD 2

Adapter 3



(spare part)
for multimedia terminals ref.-no. MA .. 1102 .., MA .. 1112 ..,
MA .. 1122 .., MA .. 1133 .., MA .. 1153 .., MA .. 1163 ..,
MA .. 1173 .., MA .. 1183 .., MA .. 1193 ..

Ref.-no.

MA 1000 AD 3

Adapter 4



(spare part)
for multimedia terminals ref.-no. MA .. 1021 .., MA .. 1031 ..,
MA .. 1051 ..

Ref.-no.

MA 1000 AD 4

SCHUKO® Sockets with USB



High charging capacity: JUNG Quick Charge® is the fast charging function in a single USB-A or USB-C port. Depending on the connected mobile device, JUNG Quick Charge® increases the voltage level to up to 9 volts. For optimised charging results.

SCHUKO® SOCKET



with USB-A in LS 990 in white

FRENCH / BELGIAN SOCKET



with USB-A+C in LS 990 in white

USB CHARGER



with USB-A+C in LS 990 in white

USB CHARGER, POWER DELIVERY



with USB-C in LS 990 in white

The JUNG sockets with USB charge mobile devices flexibly without having to occupy the socket. The version with JUNG Quick Charge® has either a single USB-A or USB-C port. The sockets with two USB ports (type A and type C) are the optimum 3-in-1 solution. The different connections can be used at the same time thus providing the greatest possible flexibility.

Versions in real metal are also available. The USB chargers with both USB-A and USB-C ports also rapidly provide new energy for all mobile devices. The models with USB Power Delivery charge at up to 60 watts. Snap-on covers give the chargers an extremely flat and harmonious design, particularly in multiple frames.

JUNG SCHUKO® sockets with USB ports are tested and certified by VDE.



SCHUKO® socket with USB charger**with enhanced contact protection / shutter (Safety Plus)**

with 1 USB port type A
with quick charge function (JUNG Quick Charge®)
with screwless terminals for rigid and untreated flexible wires up to 2.5 mm²
Installation in flush box with dimensions according to DIN 49073
depth of flush box (inner dimension): min. 57 mm

Ref.-no.**Thermoplastic (breakproof) high-gloss**

ivory	■ ■	A 1520-18 A
white	■ ■	A 1520-18 A WW
black	■ ■	A 1520-18 A SW

Thermoplastic (breakproof) lacquered

aluminium	■ ■	A 1520-18 A AL
champagne	■ ■	A 1520-18 A CH
mocha	■ ■	A 1520-18 A MO

matt lacquered

matt snow white	■ ■	A 1520-18 A WWM
matt graphite black	■ ■	A 1520-18 A SWM
matt anthracite	■ ■	A 1520-18 A ANM

Technical data

Rated voltage:	AC 220 ... 250 V ~
Rated current, socket:	16 A
Output voltage USB:	DC 9 V / DC 5 V
Output current USB:	2 A / 3 A
Stand-by power:	≤ 60 mW

SCHUKO® socket with USB charger**with enhanced contact protection / shutter (Safety Plus)**

with 1 USB port type C
with quick charge function (JUNG Quick Charge®)
with screwless terminals for rigid and untreated flexible wires up to 2.5 mm²
Installation in flush box with dimensions according to DIN 49073
depth of flush box (inner dimension): min. 57 mm

Ref.-no.**Thermoplastic (breakproof) high-gloss**

ivory	■ ■	A 1520-18 C
white	■ ■	A 1520-18 C WW
black	■ ■	A 1520-18 C SW

Thermoplastic (breakproof) lacquered

aluminium	■ ■	A 1520-18 C AL
champagne	■ ■	A 1520-18 C CH
mocha	■ ■	A 1520-18 C MO

matt lacquered

matt snow white	■ ■	A 1520-18 C WWM
matt graphite black	■ ■	A 1520-18 C SWM
matt anthracite	■ ■	A 1520-18 C ANM

Technical data

Rated voltage:	AC 220 ... 250 V ~
Rated current, socket:	16 A
Output voltage USB:	DC 9 V / DC 5 V
Output current USB:	2 A / 3 A
Stand-by power:	≤ 25 mW

SCHUKO® socket with USB charger**with enhanced contact protection / shutter (Safety Plus)**

with 1 USB port type A and 1 USB port type C
with screwless terminals for rigid and untreated flexible wires up to 2.5 mm²
Installation in flush box with dimensions according to DIN 49073
depth of flush box (inner dimension): min. 57 mm

Ref.-no.**Thermoplastic (breakproof) high-gloss**

ivory	■ ■	A 1520-15 CA
white	■ ■	A 1520-15 CA WW
black	■ ■	A 1520-15 CA SW

Thermoplastic (breakproof) lacquered

aluminium	■ ■	A 1520-15 CA AL
champagne	■ ■	A 1520-15 CA CH
mocha	■ ■	A 1520-15 CA MO

matt lacquered

matt snow white	■ ■	A 1520-15 CA WWM
matt graphite black	■ ■	A 1520-15 CA SWM
matt anthracite	■ ■	A 1520-15 CA ANM

Technical data

Rated voltage:	AC 220 ... 250 V ~
Rated current, socket:	16 A
Output voltage USB:	DC 5 V
Output current USB (total):	3 A
Stand-by power:	≤ 25 mW

Frame 28 mm structure height**for horizontal and vertical installation**

This frame allows flush-mounted devices with a large installation depth to be installed in an existing flat wall box. The frame raises the device supporting frame from the wall to provide an additional 17 mm of installation depth.

Frame 28 mm structure height, A range, see page 227

Wall boxes see page 27

Sockets with USB AS and A ranges

Socket, French/Belgian system, with USB charger



2-pole + male earth pin, 16 A / 250 V ~
CEE 7/5
with enhanced contact protection / shutter (Safety Plus)
with 1 USB port type A
with quick charge function (JUNG Quick Charge®)
with screwless terminals for rigid and untreated flexible wires
up to 2.5 mm²
Installation in flush box with dimensions according to

DIN 49073

depth of flush box (inner dimension): min. 57 mm

Ref.-no.

Thermoplastic (breakproof) high-gloss

ivory	■ ■	A 1520 F-18 A
white	■ ■	A 1520 F-18 A WW
black	■	A 1520 F-18 A SW

Thermoplastic (breakproof) lacquered

aluminium	■ ■	A 1520 F-18 A AL
champagne	■	A 1520 F-18 A CH
mocha	■	A 1520 F-18 A MO

matt lacquered

matt snow white	■	A 1520 F-18 A WWM
matt graphite black	■	A 1520 F-18 A SWM
matt anthracite	■	A 1520 F-18 A ANM

Technical data

Rated voltage:	AC 220 ... 250 V ~
Rated current, socket:	16 A
Output voltage USB:	DC 9 V / DC 5 V
Output current USB:	2 A / 3 A
Stand-by power:	≤ 60 mW

Socket, French/Belgian system, with USB charger



2-pole + male earth pin, 16 A / 250 V ~
CEE 7/5
with enhanced contact protection / shutter (Safety Plus)
with 1 USB port type C
with quick charge function (JUNG Quick Charge®)
with screwless terminals for rigid and untreated flexible wires
up to 2.5 mm²
Installation in flush box with dimensions according to

DIN 49073

depth of flush box (inner dimension): min. 57 mm

Ref.-no.

Thermoplastic (breakproof) high-gloss

ivory	■ ■	A 1520 F-18 C
white	■ ■	A 1520 F-18 C WW
black	■	A 1520 F-18 C SW

Duroplastic lacquered

aluminium	■ ■	A 1520 F-18 C AL
champagne	■	A 1520 F-18 C CH
mocha	■	A 1520 F-18 C MO

matt lacquered

matt snow white	■	A 1520 F-18 C WWM
matt graphite black	■	A 1520 F-18 C SWM
matt anthracite	■	A 1520 F-18 C ANM

Technical data

Rated voltage:	AC 220 ... 250 V ~
Rated current, socket:	16 A
Output voltage USB:	DC 9 V / DC 5 V
Output current USB:	2 A / 3 A
Stand-by power:	≤ 25 mW

Socket, French/Belgian system, with USB charger



2-pole + male earth pin, 16 A / 250 V ~
CEE 7/5
with enhanced contact protection / shutter (Safety Plus)
with 1 USB port type A and 1 USB port type C
with screwless terminals for rigid and untreated flexible wires
up to 2.5 mm²
Installation in flush box with dimensions according to
DIN 49073

depth of flush box (inner dimension): min. 57 mm

Ref.-no.

Thermoplastic (breakproof) high-gloss

ivory	■ ■	A 1520 F-15 CA
white	■ ■	A 1520 F-15 CA WW
black	■	A 1520 F-15 CA SW

Thermoplastic (breakproof) lacquered

aluminium	■ ■	A 1520 F-15 CA AL
champagne	■	A 1520 F-15 CA CH
mocha	■	A 1520 F-15 CA MO

matt lacquered

matt snow white	■	A 1520 F-15 CA WWM
matt graphite black	■	A 1520 F-15 CA SWM
matt anthracite	■	A 1520 F-15 CA ANM

Technical data

Rated voltage:	AC 220 ... 250 V ~
Rated current, socket:	16 A
Output voltage USB:	DC 5 V
Output current USB (total):	3 A
Stand-by power:	≤ 25 mW

Frame 28 mm structure height

for horizontal and vertical installation

This frame allows flush-mounted devices with a large installation depth to be installed in an existing flat wall box. The frame raises the device supporting frame from the wall to provide an additional 17 mm of installation depth.

Frame 28 mm structure height, A range, see page 227

Wall boxes see page 27

SCHUKO® socket with USB charger

**with enhanced contact protection / shutter (Safety Plus)**

with 1 USB port type A
with quick charge function (JUNG Quick Charge®)
with screwless terminals for rigid and untreated flexible wires up to 2.5 mm²
Installation in flush box with dimensions according to DIN 49073
depth of flush box (inner dimension): min. 57 mm

Ref.-no.

Thermoplastic (breakproof) high-gloss

ivory	■	LS 1520-18 A
white	■	LS 1520-18 A WW
light grey	■	LS 1520-18 A LG
black	■	LS 1520-18 A SW

matt lacquered

matt snow white	■	LS 1520-18 A WWM
matt graphite black	■	LS 1520-18 A SWM

Metal versions

aluminium	■ ■	AL 1520-18 A
stainless steel	■ ■	ES 1520-18 A
anthracite (aluminium lacquered)	■ ■	AL 1520-18 A AN
dark (aluminium lacquered)	■ ■	AL 1520-18 A D
classic brass	■	ME 1520-18 A C
antique brass	■	ME 1520-18 A AT

Technical data

Rated voltage:	AC 220 ... 250 V ~
Rated current, socket:	16 A
Output voltage USB:	DC 9 V / DC 5 V
Output current USB:	2 A / 3 A
Stand-by power:	≤ 60 mW

SCHUKO® socket with USB charger

**with enhanced contact protection / shutter (Safety Plus)**

with 1 USB port type C
with quick charge function (JUNG Quick Charge®)
with screwless terminals for rigid and untreated flexible wires up to 2.5 mm²
Installation in flush box with dimensions according to DIN 49073
depth of flush box (inner dimension): min. 57 mm

Ref.-no.

Thermoplastic (breakproof) high-gloss

ivory	■	LS 1520-18 C
white	■	LS 1520-18 C WW
light grey	■	LS 1520-18 C LG
black	■	LS 1520-18 C SW

matt lacquered

matt snow white	■	LS 1520-18 C WWM
matt graphite black	■	LS 1520-18 C SWM

Metal versions

aluminium	■ ■	AL 1520-18 C
stainless steel	■ ■	ES 1520-18 C
anthracite (aluminium lacquered)	■ ■	AL 1520-18 C AN
dark (aluminium lacquered)	■ ■	AL 1520-18 C D
classic brass	■	ME 1520-18 C C
antique brass	■	ME 1520-18 C AT

Technical data

Rated voltage:	AC 220 ... 250 V ~
Rated current, socket:	16 A
Output voltage USB:	DC 9 V / DC 5 V
Output current USB:	2 A / 3 A
Stand-by power:	≤ 25 mW

SCHUKO® socket with USB charger

**with enhanced contact protection / shutter (Safety Plus)**

with 1 USB port type A and 1 USB port type C
with screwless terminals for rigid and untreated flexible wires up to 2.5 mm²
Installation in flush box with dimensions according to DIN 49073
depth of flush box (inner dimension): min. 57 mm

Ref.-no.

Thermoplastic (breakproof) high-gloss

ivory	■	LS 1520-15 CA
white	■	LS 1520-15 CA WW
light grey	■	LS 1520-15 CA LG
black	■	LS 1520-15 CA SW

matt lacquered

matt snow white	■	LS 1520-15 CA WWM
matt graphite black	■	LS 1520-15 CA SWM

Metal versions

aluminium	■ ■	AL 1520-15 CA
stainless steel	■ ■	ES 1520-15 CA
anthracite (aluminium lacquered)	■ ■	AL 1520-15 CA AN
dark (aluminium lacquered)	■ ■	AL 1520-15 CA D
classic brass	■	ME 1520-15 CA C
antique brass	■	ME 1520-15 CA AT

Technical data

Rated voltage:	AC 220 ... 250 V ~
Rated current, socket:	16 A
Output voltage USB:	DC 5 V
Output current USB (total):	3 A
Stand-by power:	≤ 25 mW

Frame 28 mm structure height

for horizontal and vertical installation

This frame allows flush-mounted devices with a large installation depth to be installed in an existing flat wall box. The frame raises the device supporting frame from the wall to provide an additional 17 mm of installation depth.

Frame 28 mm structure height, LS range, see page 308

Wall boxes see page 27

Sockets with USB LS range

Socket, French/Belgian system, with USB charger



2-pole + male earth pin, 16 A / 250 V ~
CEE 7/5
with enhanced contact protection / shutter (Safety Plus)
with 1 USB port type A
with quick charge function (JUNG Quick Charge®)
with screwless terminals for rigid and untreated flexible wires
up to 2.5 mm²
Installation in flush box with dimensions according to

DIN 49073

depth of flush box (inner dimension): min. 57 mm

Ref.-no.

Thermoplastic (breakproof) high-gloss

ivory	■	LS 1520 F-18 A
white	■	LS 1520 F-18 A WW
light grey	■	LS 1520 F-18 A LG
black	■	LS 1520 F-18 A SW

matt lacquered

matt snow white	■	LS 1520 F-18 A WWM
matt graphite black	■	LS 1520 F-18 A SWM

Metal versions

aluminium	■ ■	AL 1520 F-18 A
stainless steel	■ ■	ES 1520 F-18 A
anthracite (aluminium lacquered)	■ ■	AL 1520 F-18 A AN
dark (aluminium lacquered)	■ ■	AL 1520 F-18 A D
classic brass	■	ME 1520 F-18 A C
antique brass	■	ME 1520 F-18 A AT

Technical data

Rated voltage:	AC 220 ... 250 V ~
Rated current, socket:	16 A
Output voltage USB:	DC 9 V / DC 5 V
Output current USB:	2 A / 3 A
Stand-by power:	≤ 60 mW

Socket, French/Belgian system, with USB charger



with 1 USB port type C
with enhanced contact protection / shutter (Safety Plus)
with quick charge function (JUNG Quick Charge®)
with screwless terminals for rigid and untreated flexible wires
up to 2.5 mm²
Installation in flush box with dimensions according to
DIN 49073
2-pole + male earth pin, 16 A / 250 V ~

CEE 7/5

depth of flush box (inner dimension): min. 57 mm

Ref.-no.

Thermoplastic (breakproof) high-gloss

ivory	■	LS 1520 F-18 C
white	■	LS 1520 F-18 C WW
light grey	■	LS 1520 F-18 C LG
black	■	LS 1520 F-18 C SW

matt lacquered

matt snow white	■	LS 1520 F-18 C WWM
matt graphite black	■	LS 1520 F-18 C SWM

Metal versions

aluminium	■ ■	AL 1520 F-18 C
stainless steel	■ ■	ES 1520 F-18 C
anthracite (aluminium lacquered)	■ ■	AL 1520 F-18 C AN
dark (aluminium lacquered)	■ ■	AL 1520 F-18 C D
classic brass	■	ME 1520 F-18 C C
antique brass	■	ME 1520 F-18 C AT

Technical data

Rated voltage:	AC 220 ... 250 V ~
Rated current, socket:	16 A
Output voltage USB:	DC 9 V / DC 5 V
Output current USB:	2 A / 3 A
Stand-by power:	≤ 25 mW

Socket, French/Belgian system, with USB charger



2-pole + male earth pin, 16 A / 250 V ~
CEE 7/5
with enhanced contact protection / shutter (Safety Plus)
with 1 USB port type A and 1 USB port type C
with screwless terminals for rigid and untreated flexible wires
up to 2.5 mm²
Installation in flush box with dimensions according to
DIN 49073

depth of flush box (inner dimension): min. 57 mm

Ref.-no.

Thermoplastic (breakproof) high-gloss

ivory	■	LS 1520 F-15 CA
white	■	LS 1520 F-15 CA WW
light grey	■	LS 1520 F-15 CA LG
black	■	LS 1520 F-15 CA SW

matt lacquered

matt snow white	■	LS 1520 F-15 CA WWM
matt graphite black	■	LS 1520 F-15 CA SWM

Metal versions

aluminium	■ ■	AL 1520 F-15 CA
stainless steel	■ ■	ES 1520 F-15 CA
anthracite (aluminium lacquered)	■ ■	AL 1520 F-15 CA AN
dark (aluminium lacquered)	■ ■	AL 1520 F-15 CA D
classic brass	■	ME 1520 F-15 CA C
antique brass	■	ME 1520 F-15 CA AT

Technical data

Rated voltage:	AC 220 ... 250 V ~
Rated current, socket:	16 A
Output voltage USB:	DC 5 V
Output current USB (total):	3 A
Stand-by power:	≤ 25 mW

Frame 28 mm structure height

for horizontal and vertical installation

This frame allows flush-mounted devices with a large installation depth to be installed in an existing flat wall box. The frame raises the device supporting frame from the wall to provide an additional 17 mm of installation depth.

Frame 28 mm structure height, LS range, see page 308

Wall boxes see page 27

USB charger



with 1 USB port type A and 1 USB port type C screw fixing only, without claws

Intended use

- Battery charging station for mobile devices with USB connection
- Installation in flush box with dimensions according to DIN 49073

Product characteristics

- Simultaneous charging of 2 devices possible
- Installation into multiple frame with other devices possible
- Charging current: max. 3000 mA

	Ref.-no.
white	USB 15 CA WW
black	USB 15 CA SW

Technical data

Input voltage:	AC 100 ... 240 V ~ ± 10 %
Mains frequency:	50/60 Hz
Ambient temperature:	0 ... +35 °C
Storage/transport temperature:	-20 ... +70 °C
Stand-by power consumption at $U_N = 230 V \sim$:	≤ 0.1 W
Connection mode:	screw terminals
Output voltage:	DC 5 V (± 5 %)
Output current	
AC 120 ... 240 V ~	max. 3000 mA
AC 90 ... 108 V ~	max. 2500 mA

USB charger, Power Delivery



with 1 USB port type C screw fixing only, without claws

Intended use

- Battery charging station for mobile devices with USB connection
- Installation in flush box with dimensions according to DIN 49073

Product characteristics

- Quick charge function USB Power Delivery (PD)
- Supports PD3.0, Quick Charge 4+ and PPS (Programmable Power Supply), among others
- Charging capacity up to 60 W
- Installation into multiple frame with other devices possible

	Ref.-no.
white	USB PD60 C WW
black	USB PD60 C SW

Technical data

Input voltage:	AC 220 ... 240 V ~ ± 10 %
Mains frequency:	50/60 Hz
Ambient temperature:	0 ... +45 °C
Storage/transport temperature:	-20 ... +70 °C
Stand-by power:	≤ 0.1 W
Connection mode:	screw terminals
Terminals for:	0.75 ... 2.5 mm ²
Output voltage:	DC 5 ... 20 V (±5 %)
Output current:	max. 3 A
Charging capacity:	15 ... 60 W

Centre plate

for USB charger ref.-no.: USB 15 CA WW, USB 15 CA SW, USB PD60 C WW, USB PD60 C SW

for AS range



	Ref.-no.
Thermoplastic (breakproof) high-gloss	
ivory	■ ■ A 1569 USB
white	■ ■ A 1569 USB WW

for A range



	Ref.-no.
Thermoplastic (breakproof) high-gloss	
white	■ ■ A 1569 USB WW
black	■ ■ A 1569 USB SW
Thermoplastic (breakproof) lacquered	
aluminium	■ ■ A 1569 USB AL
champagne	■ ■ A 1569 USB CH
mocha	■ ■ A 1569 USB MO
matt lacquered	
matt snow white	■ ■ A 1569 USB WWM
matt graphite black	■ ■ A 1569 USB SWM
matt anthracite	■ ■ A 1569 USB ANM

for CD range



	Ref.-no.
Thermoplastic (breakproof) high-gloss	
ivory	■ ■ 569 T
white	■ ■ CD 569 T WW
brown	■ ■ CD 569 T BR
grey	■ ■ CD 569 T GR
light grey	■ ■ CD 569 T LG
black	■ ■ CD 569 T SW
Metal versions (anodized aluminium)	
gold-bronze	■ ■ CD 569 T GB
platinum	■ ■ CD 569 T PT

for LS range



	Ref.-no.
Thermoplastic (breakproof) high-gloss	
ivory	■ ■ LS 1969 USB
white	■ ■ LS 1969 USB WW
light grey	■ ■ LS 1969 USB LG
black	■ ■ LS 1969 USB SW
matt lacquered	
matt snow white	■ ■ LS 1969 USB WWM
matt graphite black	■ ■ LS 1969 USB SWM
Metal versions	
aluminium	■ ■ AL 1969 USB
stainless steel	■ ■ ES 1969 USB
anthracite (aluminium lacquered)	■ ■ AL 1969 USB AN
dark (aluminium lacquered)	■ ■ AL 1969 USB D
classic brass	■ ■ ME 1969 USB C
antique brass	■ ■ ME 1969 USB AT

USB charger

Hinged lid

with symbol "charger"

for USB charger ref.-no.: USB 15 CA WW, USB 15 CA SW, USB PD60 C WW,
USB PD60 C SW
including centre plate



for CD range

Ref.-no.

Thermoplastic (breakproof) high-gloss

ivory	CD 590 KL USB
white	CD 590 KL USB WW
brown	CD 590 KL USB BR
grey	CD 590 KL USB GR
light grey	CD 590 KL USB LG
black	CD 590 KL USB SW

Metal versions (anodized aluminium)

gold-bronze	CD 590 KL USB GB
platinum	CD 590 KL USB PT



for LS range
with spring

Ref.-no.

Thermoplastic (breakproof) high-gloss

ivory	LS 990 BFKL USB
white	LS 990 BFKL USB WW
light grey	LS 990 BFKL USB LG
black	LS 990 BFKL USB SW

Metal versions

aluminium	AL 2990 KL USB
stainless steel	ES 2990 KL USB
anthracite (aluminium lacquered)	AL 2990 KL USB AN
dark (aluminium lacquered)	AL 2990 KL USB D
classic brass	ME 2990 KL USB C
antique brass	ME 2990 KL USB AT

Smart Radio DAB+



Highest sound quality: digital radio in the switch design with real glass front and sensor buttons – also with Bluetooth streaming.

Smart Radio DAB+

for installation in 1-gang or multiple frames and surface caps including power supply

Intended use

- DAB reception in the frequency range 174 MHz to 240 MHz (VHF band III and channel 13)
- FM reception in the frequency range 87.5 MHz to 108 MHz (VHF band II)
- Mounting on wall box with dimensions according to DIN 49073
- Depth of flush box (inner dimension): min. 40 mm

Product characteristics

- Digital radio with display and sensor buttons
- Real glass front
- Stereo reception
- Connection terminals for two loudspeakers
- Stereo/mono switch-over
- Simple operation
- Integrated antenna for DAB+ and VHF
- High reception quality
- Automatic station scanning
- Storage of 8 favourites DAB+ and 8 favourites VHF (will be retained after power failure)
- Switch-on with last station
- Switch-on with last volume
- Switch-on with last operating mode (DAB+ or VHF)
- Display of station information, time and current settings
- Current time via RDS and DAB+
- Brightness level of display can be adjusted
- Night mode
- Alarm function
- Sleep mode
- Switching on/off via extension unit
- Line-out output (AUX) to connect external amplifiers
- Optional external cable antenna ref.-no.: RAD-ANT

Satellite function

The radio is equipped with a satellite input to connect an external switch.

Technical data

Rated voltage:	AC 230 V ~
Mains frequency:	50/60 Hz
Connection:	screw terminals
Terminals for:	1 x 2.5 mm ² or 1 x 1.5 mm ²
Power consumption stand-by:	< 1 W
Power consumption during operation:	< 4 W
Temperature range:	0 ... +50 °C
Atmospheric humidity:	15 ... 90 % (no condensation)
DAB frequency range:	174 ... 240 MHz
VHF frequency range:	87.5 ... 108 MHz
Separate loudspeaker connection cable:	Twin loudspeaker cable H03VH-H, 2 x 0.75 mm Alternative: J-Y(St)Y 2 x 2 x 0.6 mm
Length of connected cable:	max. 5 m

Smart Radio DAB+



for AS and A ranges

white
black

Ref.-no.
DAB A WW
DAB A SW



for CD range

white
black

Ref.-no.
DAB CD WW
DAB CD SW



for LS range

white
black

Ref.-no.
DAB LS WW
DAB LS SW

External cable antenna



for connection to the Smart Radio DAB+ ref.-no. DAB .. and DAB .. BT ..

Ref.-no.
RAD-ANT

Power supply



for the Smart Radio DAB+ ref.-no. DAB .. and DAB .. BT .. (spare part)

Ref.-no.
NT-AUDIO

Display

for the Smart Radio DAB+ ref.-no. DAB .. (spare part)



for AS and A ranges

white
black

Ref.-no.
DAB A-DISP WW
DAB A-DISP SW



for CD range

white
black

Ref.-no.
DAB CD-DISP WW
DAB CD-DISP SW



for LS range

white
black

Ref.-no.
DAB LS-DISP WW
DAB LS-DISP SW

Smart Radio DAB+, mono set

including power supply
with one loudspeaker



for AS and A ranges

Ref.-no.

with white display
loudspeaker white

DAB A1 WW



for CD range

Ref.-no.

with white display
loudspeaker white

DAB CD1 WW



for LS range

Ref.-no.

with white display
loudspeaker white

DAB LS1 WW

with black display

loudspeaker black
loudspeaker aluminium
loudspeaker stainless steel

DAB LS1 SW
DAB AL1
DAB ES1

Smart Radio DAB+, stereo set

including power supply
with two loudspeakers



for AS and A ranges

Ref.-no.

with white display
loudspeaker white

DAB A2 WW



for CD range

Ref.-no.

with white display
loudspeaker white

DAB CD2 WW



for LS range

Ref.-no.

with white display

loudspeaker white

DAB LS2 WW

with black display

loudspeaker black
loudspeaker aluminium
loudspeaker stainless steel

DAB LS2 SW
DAB AL2
DAB ES2

Smart Radio DAB+ Bluetooth®

Smart Radio DAB+ Bluetooth®

for installation in 1-gang or multiple frames and surface caps including power supply

Intended use

- DAB reception in the frequency range 174 MHz to 240 MHz (VHF band III and channel 13)
- FM reception in the frequency range 87.5 MHz to 108 MHz (VHF band II)
- Playback and control of music on mobile devices via Bluetooth®
- Mounting on wall box with dimensions according to DIN 49073
- Depth of flush box (inner dimension): min. 40 mm

Product characteristics

- Digital radio with display and sensor buttons
- Real glass front
- Stereo reception
- Connection terminals for two loudspeakers
- Stereo/mono switch-over
- Simple operation
- Integrated antenna for DAB+ and VHF
- High reception quality
- Automatic station scanning
- Storage of 8 favourites DAB+ and 8 favourites VHF (will be retained after power failure)
- Storage of 8 Bluetooth® audio sources
- Bluetooth® device name can be changed
- Switch-on with last station
- Switch-on with last volume
- Switch-on with last operating mode (DAB+, VHF or Bluetooth®)
- Display of station information, time and current settings
- Current time via RDS and DAB+
- Brightness level of display can be adjusted
- Night mode
- Alarm function
- Sleep mode
- Switching on/off via extension unit
- Line-out output (AUX) to connect external amplifiers
- Optional external cable antenna ref.-no.: RAD-ANT

Satellite function

The radio is equipped with a satellite input to connect an external switch.

Technical data

Rated voltage:	AC 230 V ~
Mains frequency:	50/60 Hz
Connection:	screw terminals
Terminals for:	1 x 2.5 mm ² or 1 x 1.5 mm ²
Power consumption stand-by:	< 1 W
Power consumption during operation:	< 4 W
Temperature range:	0 ... +50 °C
Atmospheric humidity:	15 ... 90 % (no condensation)
DAB frequency range:	174 ... 240 MHz
VHF frequency range:	87.5 ... 108 MHz
Bluetooth®:	A2DP, AVRCP
Radio frequency:	2.402 ... 2.480 GHz
Transmitting power:	< 4 dBm
Separate loudspeaker connection cable:	Twin loudspeaker cable H03VH-H, 2 x 0.75 mm Alternative: J-Y(St)Y 2 x 2 x 0.6 mm
Length of connected cable:	max. 5 m

Smart Radio DAB+ Bluetooth®



for AS and A ranges

white
black

Ref.-no.
DAB A BT WW
DAB A BT SW



for CD range

white
black

Ref.-no.
DAB CD BT WW
DAB CD BT SW



for LS range

white
black

Ref.-no.
DAB LS BT WW
DAB LS BT SW

External cable antenna



for connection to the Smart Radio DAB+ ref.-no. DAB .. and DAB .. BT ..

Ref.-no.
RAD-ANT

Power supply



for the Smart Radio DAB+ ref.-no. DAB .. and DAB .. BT .. (spare part)

Ref.-no.
NT-AUDIO

Display

for the Smart Radio DAB+ Bluetooth® ref.-no. DAB .. BT .. (spare part)



for AS and A ranges

white
black

Ref.-no.
DAB A BT-DISP WW
DAB A BT-DISP SW



for CD range

white
black

Ref.-no.
DAB CD BT-DISP WW
DAB CD BT-DISP SW



for LS range

white
black

Ref.-no.
DAB LS BT-DISP WW
DAB LS BT-DISP SW

Smart Radio DAB+ Bluetooth®, mono set

including power supply
with one loudspeaker



for AS and A ranges

Ref.-no.

with white display
loudspeaker white

DAB A1 BT WW




for CD range

Ref.-no.

with white display
loudspeaker white

DAB CD1 BT WW



for LS range

Ref.-no.

with white display
loudspeaker white

DAB LS1 BT WW

with black display

loudspeaker black

loudspeaker aluminium

loudspeaker stainless steel

DAB LS1 BT SW

DAB AL1 BT

DAB ES1 BT

Smart Radio DAB+ Bluetooth®, stereo set

including power supply
with two loudspeakers



for AS and A ranges

Ref.-no.

with white display

loudspeaker white

DAB A2 BT WW



for CD range

Ref.-no.

with white display

loudspeaker white

DAB CD2 BT WW



for LS range

Ref.-no.

with white display

loudspeaker white

with black display

loudspeaker black

loudspeaker aluminium

loudspeaker stainless steel

DAB LS2 BT WW

DAB LS2 BT SW

DAB AL2 BT

DAB ES2 BT

Loudspeaker module

for connection to the Smart Radio DAB+ ref.-no. DAB .. and DAB .. BT ..
 high-quality tone and great loudspeaker dynamics
 optimised acoustics through the use of a bass-reflex tube

Technical data

Rated nominal power:	approx. 2.5 W
Impedance:	4 Ω
Frequency range:	120 ... 15 000 Hz (-10 dB)
Relative humidity:	max. 95 %
Storage/transport temperature:	-25 ... +60 °C
Connection:	screw terminals
Terminals for:	1.5 mm ²



for AS and A ranges

Ref.-no.

Thermoplastic (breakproof) high-gloss


ivory	LSM A 4
white	LSM A 4 WW
black	LSM A 4 SW

Thermoplastic (breakproof) lacquered

aluminium	LSM A 4 AL
champagne	LSM A 4 CH
mocha	LSM A 4 MO

matt lacquered

matt snow white	LSM A 4 WWM
matt graphite black	LSM A 4 SWM
matt anthracite	LSM A 4 ANM




for CD range

Ref.-no.

Thermoplastic (breakproof) high-gloss

ivory	LSM CD 4
white	LSM CD 4 WW
grey	LSM CD 4 GR
light grey	LSM CD 4 LG
black	LSM CD 4 SW



for LS range

Ref.-no.

Thermoplastic (breakproof) high-gloss

ivory	LSM LS 4
white	LSM LS 4 WW
light grey	LSM LS 4 LG
black	LSM LS 4 SW


matt lacquered

matt snow white	LSM LS 4 WWM
matt graphite black	LSM LS 4 SWM

Metal versions

aluminium	LSM AL 4
stainless steel	LSM ES 4
anthracite (aluminium lacquered)	LSM AL 4 AN
dark (aluminium lacquered)	LSM AL 4 D

Emergency system



The JUNG emergency system is a well-conceived, complete set for emergency calls in WCs or en-suite bathrooms in old people's homes and nursing homes or WC facilities in public buildings. It ensures that a person in need of help can sound the alarm in an emergency and meets all the safety-related requirements in accordance with DIN VDE 0834.

Emergency system

The JUNG emergency system is a well-conceived, complete set for emergency calls in WCs or en-suite bathrooms in old people's homes and nursing homes or WC facilities in public buildings. It ensures that a person in need of help can sound the alarm in an emergency and meets all the safety-related requirements in accordance with DIN VDE 0834.

The emergency system is a modular distributed system.
The following four components are available as a complete emergency system set:


- **Pull cord push-button**
An emergency call can be triggered in the bathroom/WC via an easily accessible pull cord. The pull cord push-button can also be installed in the middle of the room on the ceiling so that it is easily accessible for people in need of help. A red lamp on the switch signals that the emergency call has been triggered successfully.
- **Emergency signal**
The emergency signal can e.g. be installed outside next to the WC door or landing door. A triggered emergency call is signalled visually by a red LED and acoustically by a buzzer, 90 dB(A). Both signals can, if required, be changed from continuous light/continuous tone to flashing light/pulsing tone.
- **Reset button**
The reset button is installed next to the door in the same room as the pull cord push-button. The assisting personnel can reset the triggered call.
- **Power supply for the emergency call system with DC 24 V**

The **service unit**, **service terminal** and the **call button** are separately available. The service unit can be installed in addition to the components of the emergency set e.g. in a staff room or lobby. A green button indicates presence while a yellow button suppresses the acoustic emergency signal for 20 seconds. The call button has an additional control for triggering an emergency call.

The emergency system is available for the AS / A, CD and LS design ranges to complete a unique design in a building. The design frames are part of the system set.

For a system extension all components are available separately.

Emergency system set



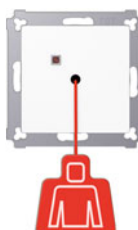
consists of pull cord push-button, emergency signal, reset button and power supply

screw fixing only, without claws
with 1-gang frames

	Ref.-no.
for AS range	
ivory	NRS AS 0834
white	NRS AS 0834 WW
for CD range	
white	NRS CD 0834 WW
for LS range	
ivory	NRS LS 0834
white	NRS LS 0834 WW
light grey	NRS LS 0834 LG
black	NRS LS 0834 SW
matt snow white	NRS LS 0834 WWM
matt graphite black	NRS LS 0834 SWM
aluminium	NRS AL 0834-L
stainless steel	NRS ES 0834-L

Single components (spare parts):

Pull cord push-button



screw fixing only, without claws
without frame

pull cord ref.-no.: ZS-34 KO5S included

	Ref.-no.
for AS and A ranges	
Thermoplastic (breakproof) high-gloss	
ivory	■ NRS AS 0834 ZT
white	■ NRS AS 0834 ZT WW
for CD range	
Thermoplastic (breakproof) high-gloss	
white	■ NRS CD 0834 ZT WW
for LS range	
Thermoplastic (breakproof) high-gloss	
ivory	■ NRS LS 0834 ZT
white	■ NRS LS 0834 ZT WW
light grey	■ NRS LS 0834 ZT LG
black	■ NRS LS 0834 ZT SW
matt lacquered	
matt snow white	■ NRS LS 0834 ZT WWM
matt graphite black	■ NRS LS 0834 ZT SWM
metal colours (thermoplastic lacquered)	
aluminium	■ NRS AL 0834 ZT-L
stainless steel	■ NRS ES 0834 ZT-L

Pull cord



length: approx. 2000 mm
with carabiner

	Ref.-no.
red	ZS-34 KO5S

Emergency signal



screw fixing only, without claws
without frame

Ref.-no.

for AS and A ranges

Thermoplastic (breakproof) high-gloss

ivory ■ NRS AS 0834 RM
white ■ NRS AS 0834 RM WW

for CD range

Thermoplastic (breakproof) high-gloss

white ■ NRS CD 0834 RM WW

for LS range

Thermoplastic (breakproof) high-gloss

ivory ■ NRS LS 0834 RM
white ■ NRS LS 0834 RM WW
light grey ■ NRS LS 0834 RM LG
black ■ NRS LS 0834 RM SW

matt lacquered

matt snow white ■ NRS LS 0834 RM WWM
matt graphite black ■ NRS LS 0834 RM SWM

metal colours (thermoplastic lacquered)

aluminium ■ NRS AL 0834 RM-L
stainless steel ■ NRS ES 0834 RM-L

Power supply



screw fixing only, without claws
without frame

Ref.-no.

for AS and A ranges

Thermoplastic (breakproof) high-gloss

ivory ■ NRS AS 0834 NT
white ■ NRS AS 0834 NT WW

for CD range

Thermoplastic (breakproof) high-gloss

white ■ NRS CD 0834 NT WW

for LS range

Thermoplastic (breakproof) high-gloss

ivory ■ NRS LS 0834 NT
white ■ NRS LS 0834 NT WW
light grey ■ NRS LS 0834 NT LG
black ■ NRS LS 0834 NT SW


matt lacquered

matt snow white ■ NRS LS 0834 NT WWM
matt graphite black ■ NRS LS 0834 NT SWM

metal colours (thermoplastic lacquered)

aluminium ■ NRS AL 0834 NT-L
stainless steel ■ NRS ES 0834 NT-L

Reset button



screw fixing only, without claws
without frame

Ref.-no.

for AS and A ranges

Thermoplastic (breakproof) high-gloss

ivory ■ NRS AS 0834 AT
white ■ NRS AS 0834 AT WW

for CD range

Thermoplastic (breakproof) high-gloss

white ■ NRS CD 0834 AT WW

for LS range

Thermoplastic (breakproof) high-gloss

ivory ■ NRS LS 0834 AT
white ■ NRS LS 0834 AT WW
light grey ■ NRS LS 0834 AT LG
black ■ NRS LS 0834 AT SW

matt lacquered

matt snow white ■ NRS LS 0834 AT WWM
matt graphite black ■ NRS LS 0834 AT SWM

metal colours (thermoplastic lacquered)

aluminium ■ NRS AL 0834 AT-L
stainless steel ■ NRS ES 0834 AT-L

Optional:

Service unit



screw fixing only, without claws
without frame

Ref.-no.

for AS and A ranges

Thermoplastic (breakproof) high-gloss

ivory ■ NRS AS 0834 DZE
white ■ NRS AS 0834 DZE WW

for CD range

Thermoplastic (breakproof) high-gloss

white ■ NRS CD 0834 DZE WW

for LS range

Thermoplastic (breakproof) high-gloss

ivory ■ NRS LS 0834 DZE
white ■ NRS LS 0834 DZE WW
light grey ■ NRS LS 0834 DZE LG
black ■ NRS LS 0834 DZE SW

matt lacquered

matt snow white ■ NRS LS 0834 DZE WWM
matt graphite black ■ NRS LS 0834 DZE SWM

metal colours (thermoplastic lacquered)

aluminium ■ NRS AL 0834 DZE-L
stainless steel ■ NRS ES 0834 DZE-L

Service terminal



- Central remote signalling from up to 20 alarms
- Optical and acoustical signalling
- Two-line display for indication of the alarms
- Programmable alarm messages with up to 16 characters for allocating the alarms
- 20 electrically isolated inputs with one ground
- Evaluation of stand-by current or operating current
- Suppression of the acoustical alarms for 20 seconds
- Green presence push-button
- Yellow alarm suppression push-button
- Programmable with the PC
- USB-cable and Software (multi-language) included
- Power supply 24 V DC
- Inputs 24 V DC
- For screw-fixing in a wall box without claws
- Dimensions: 145 x 100 x 24 mm (H x W x D)

Ref.-no.

Thermoplastic (breakproof) high-gloss

white

NRS DZT 20 WW

Surface-mounted housing



for service terminal ref.-no.: NRS DZT 20 WW

Dimensions: 100 x 145 x 25 mm (W x H x D)

Ref.-no.

Thermoplastic (breakproof) high-gloss

white

NRS DZT AP WW

Call button



screw fixing only, without claws
without frame
an additional control for triggering an emergency call

Ref.-no.

for AS and A ranges

Thermoplastic (breakproof) high-gloss

- ivory NRS AS 0834 RT
- white NRS AS 0834 RT WW

for CD range

Thermoplastic (breakproof) high-gloss

- white NRS CD 0834 RT WW

for LS range

Thermoplastic (breakproof) high-gloss

- ivory NRS LS 0834 RT
- white NRS LS 0834 RT WW
- light grey NRS LS 0834 RT LG
- black NRS LS 0834 RT SW

matt lacquered

- matt snow white NRS LS 0834 RT WWM
- matt graphite black NRS LS 0834 RT SWM

metal colours (thermoplastic lacquered)

- aluminium NRS AL 0834 RT-L
- stainless steel NRS ES 0834 RT-L

Oversize rocker (70 x 212.4 mm)



for switch ref.-no.: 501 U, 502 U, 503 U, 506 U, 507 U,
501-20 U, 506-20 U, 507-20 U
for push-button ref.-no.: 531 U, 532 U, 533 U, 533-2 U
with insert and design frame suitable for automatic doors
(flush-mounting with ref.: LS 983 WW, ES 2983; surface
mounting with ref.: LS 583 A WW, ES 2583 A-L)

Protection level IP44 only possible with 3-gang frame!

Inscription on request

Installation note: No plaster compensation possible. Insert must be mounted flush with the wall. Supporting frame must be on top of wallpaper.

Ref.-no.

- | | |
|-----------------------------------|--------------|
| stainless steel | ■ ES 2993 |
| white (stainless steel lacquered) | ■ ES 2993 WW |

Oversize rocker (70 x 212.4 mm) with lens



for switch with indicator light ref.-no.: 502 KOU, 503 KOU,
506 KOU, 501-20 KOU, 502-20 KOU, 506-20 KOU
for push-button ref.-no.: 531 U, 533 U, 533-2 U, 534 U
with insert and design frame suitable for automatic doors
(flush-mounting with ref.: LS 983 WW, ES 2983; surface
mounting with ref.: LS 583 A WW, ES 2583 A-L)

Protection level IP44 only possible with 3-gang frame!

Inscription on request

Installation note: No plaster compensation possible. Insert must be mounted flush with the wall. Supporting frame must be on top of wallpaper.

Ref.-no.

- | | |
|-----------------------------------|------------------|
| stainless steel | ■ ES 2993 KO5 |
| white (stainless steel lacquered) | ■ ES 2993 KO5 WW |

Holder plate

for frame fixing and oversize rocker bearing
(spare part)

Ref.-no.

- | | |
|-------|--------------|
| black | ■ ES 2993 HP |
|-------|--------------|

Frame



for horizontal and vertical installation

Ref.-no.

- | | | |
|-----------------------------------|----------------|--------------|
| stainless steel | | |
| 3-gang | 81 mm x 223 mm | ■ ES 2983 |
| white (stainless steel lacquered) | | |
| 3-gang | 81 mm x 223 mm | ■ ES 2983 WW |

Surface cap, 3-gang

with integrated frame and non-flammable ground plate
223 x 81 x 47 mm
Installation depth max. 34 mm

Ref.-no.
metal colours (duroplastic lacquered)

stainless steel

ES 2583 A-L**Duroplastic (scratch-proof) glossy**

white


LS 583 A WW**Mounting box for surface caps**

(spare part)

Ref.-no.

3-gang

583 A**Strain relief****for surface caps**for cables 3 x 1.5 mm² up to 5 x 2.5 mm² (Ø 7 up to 13 mm)

Ref.-no.
58 A ZUG**Inlets for cables, pipes and trunkings in surface caps**

Ref.-no.
for cable and mini trunking

white

11 WW

stone grey

11 SG**for cable duct 15 x 15 mm**

white

12 WW

stone grey

12 SG**for pipes with outside Ø 16 mm**

white

13 WW

stone grey

13 SG**Sealing gasket**

to ensure degree of protection IP44

for all flush-mounted switch/push-button inserts of the 500 range, SCHUKO® sockets with hinged lid, rotary switches and timer switch inserts

for all devices, covers and frames with blue "IP44 marking" in some cases with additional gaskets acc. to product description

Ref.-no.
■ **551 WU**

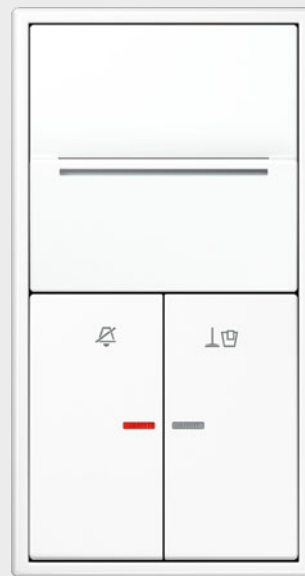
Hotel installation



High comfort for the guest, more economic efficiency for the owner and efficient work processes for the personnel. This is what the professional hotel installations from JUNG stand for.



Corridor unit
The integration of card readers in the JUNG system can also be realised in the project.



Room unit with key card holder

A good hotel is perfectly coordinated in its processes and provides its guests with a high degree of service and comfort. The well thought-out and proven hospitality solutions from JUNG help both guests and hotel personnel. The intuitive opera-

ting philosophy for controlling room functions and automated processes is an essential factor here. Only then does the guest feel comfortable. In addition, the necessary routines can be created in the daily work of the hotel personnel.

1-gang push-button 10 A / 250 V ~ (insert)



with screwless terminals for rigid wires up to 2.5 mm²
 Illumination possible with lamp ref.-no. 90/95 (230 V), 96... (low voltage), or LED lamp ref.-no. 90-LED.. (230 V) or 961248 LED.. (low voltage).

	Ref.-no.
1-pole, 1-way NO contact	531 U
1-pole, 2-way with terminal for N conductor	533 U
1-pole, 1-way NO contact with separate contacts for indicator light	534 U

1-gang push-button 10 A / 250 V ~ (insert)



with screwless terminals for rigid wires up to 2.5 mm²

	Ref.-no.
2-pole, 1-way NO contact	532 U

Key card holder

for push-button ref.-no.: 531 U, 532 U, 533 U, 534 U

The key card holder is used to keep the hotel card and to ensure a high level of safety and energy savings, since all possibly powered electrical loads are switched off automatically when removing the hotel card.

The key card holder will be completed with a push-button of the JUNG portfolio. The push-button ref.-no. 533 U with 1-way NO/NC contact and additional N-terminal is recommended. The separate N-terminal enables the illumination of the device with incandescent or LED lamp at the same potential. If the pilot lamp should not be at the same potential, please install the push-button ref.-no. 534 U with separate signal contact.

Installation note: No plaster compensation possible. Insert must be mounted flush with the wall. Supporting frame must be on top of wallpaper.

for AS and A ranges



	Ref.-no.
Thermoplastic (breakproof) high-gloss	
ivory	A 590 CARD
white	A 590 CARD WW
black	A 590 CARD SW
Thermoplastic (breakproof) lacquered	
aluminium	A 590 CARD AL
champagne	A 590 CARD CH
mocha	A 590 CARD MO
matt lacquered	
matt snow white	A 590 CARD WWM
matt graphite black	A 590 CARD SWM
matt anthracite	A 590 CARD ANM

for CD range



	Ref.-no.
Thermoplastic (breakproof) high-gloss	
white	CD 590 CARD WW
metal colours (thermoplastic lacquered)	
gold-bronze	CD 590 CARD GB-L
platinum	CD 590 CARD PT-L

for LS range



	Ref.-no.
Thermoplastic (breakproof) high-gloss	
ivory	LS 590 CARD
white	LS 590 CARD WW
light grey	LS 590 CARD LG
black	LS 590 CARD SW
matt lacquered	
matt snow white	LS 590 CARD WWM
matt graphite black	LS 590 CARD SWM
metal colours (thermoplastic lacquered)	
aluminium	AL 2990 CARD
stainless steel	ES 2990 CARD
anthracite	AL 2990 CARD AN
dark	AL 2990 CARD D
classic brass	ME 2990 CARD C
antique brass	ME 2990 CARD AT

Energy saving unit (insert)



for key card holder RFID ref.-no.: .. CARD RFID ..

The intended use and the product characteristics refer to the complete device, consisting of energy saving unit and key card holder RFID.

Intended use

- Switching of lighting and other loads
- Triggering of external control systems
- Installation in flush box with dimensions according to DIN 49073

Product characteristics

- Operation with RFID cards according to RFID standard ISO/IEC 14443 and ISO/IEC 15693
- 2 1-way NO contacts, one of them with configurable switch-off delay
- Status indication with RGB lens
- Lens is dimming down 30 s after inserting the card
- Switch-off delay is signalled by RGB lens after removing the card

Ref.-no.

ESU 230-2

Technical data

Rated voltage:	AC 110 ... 230 V ~
Mains frequency:	50/60 Hz
Switching current AC1 (cos φ > 0.8):	16 A
Current carrying capacity of device (A1 + A2):	max. 16 A
Switch type:	2 1-way NO contacts
Contact type:	μ
Ambient temperature:	-5 ... +45 °C
Storage/transport temperature:	-25 ... +75 °C
Stand-by power:	max. 0.94 W
Connection mode:	screw terminals
single wire:	1 x 2.5 mm ² or 2 x 1.5 mm ²
Connected load, 230 V	
Output 1 (A1)	
Ohmic:	3000 W
Motors:	1160 VA
HV halogen lamps:	1000 W
Electronic transformers with LV halogen lamps:	1000 W
Output 2 (A2)	
Switch-off delay:	0 ... 240 s (60 s)
Ohmic:	3000 W
Capacitive:	16 A / 140 μF
Motors:	1380 VA
HV halogen lamps:	2500 W
Electronic transformers with LV halogen lamps:	1500 W
Inductive transformers with LV halogen lamps:	1200 VA
HV LED lamps:	typical 400 W
Reduction of load	
for every 5 °C exceeded 25 °C:	-10 %
for installation into wooden or hollow walls:	-15 %
for installation into multiple combinations:	-20 %

Key card holder RFID

for energy saving unit ref.-no.: ESU 230-2

The key card holder RFID is used to keep the hotel card and to ensure a high level of safety and energy savings, since all possibly powered electrical loads are switched off with an adjustable delay after removing the hotel card. The key card holder RFID will be completed with the energy saving unit.

Customised adjustment of the lens colour/brightness and switch-off delay of the second relay are possible before ordering. Subsequent changes are possible with configuration card (ref.-no. CONFIG CARD) which can be ordered separately. Please contact your JUNG representative for customer-specific adjustments of the key card holder.

for A range



Ref.-no.

Thermoplastic (breakproof) high-gloss	
white	■ ■ A CARD RFID WW
black	■ ■ A CARD RFID SW
Thermoplastic (breakproof) lacquered	
aluminium	■ ■ A CARD RFID AL
champagne	■ ■ A CARD RFID CH
mocha	■ ■ A CARD RFID MO
matt lacquered	
matt snow white	■ ■ A CARD RFID WWM
matt graphite black	■ ■ A CARD RFID SWM
matt anthracite	■ ■ A CARD RFID ANM

for LS range



Ref.-no.

Thermoplastic (breakproof) high-gloss	
ivory	■ ■ LS CARD RFID
white	■ ■ LS CARD RFID WW
light grey	■ ■ LS CARD RFID LG
black	■ ■ LS CARD RFID SW
matt lacquered	
matt snow white	■ ■ LS CARD RFID WWM
matt graphite black	■ ■ LS CARD RFID SWM
metal colours (thermoplastic lacquered)	
aluminium	■ ■ AL CARD RFID
stainless steel	■ ■ ES CARD RFID
anthracite	■ ■ AL CARD RFID AN
dark	■ ■ AL CARD RFID D
classic brass	■ ■ ME CARD RFID C
antique brass	■ ■ ME CARD RFID AT

Configuration card RFID



for key card holder RFID ref.-no.: .. CARD RFID ..


The lens colour and brightness and the switch-off delay of the second relay can be adjusted with the configuration card RFID.

Please contact your JUNG representative for customer-specific adjustments of the key card holder.

Ref.-no.

CONFIG RFID

Hotel switch (insert), room unit



for hotel rocker room unit ref.-no.: .. RU K05 D ..
with red LED lamp
with screwless terminals for rigid wires up to 2.5 mm²
screw fixing only, without claws
The room unit is used for switching the LEDs of the corridor unit.

	Ref.-no.
DC 24 V 1-pole, 2-way	506 K05 EU D 24
AC 230 V ~ 1-pole, 2-way *	506 K05 EU D 230

* Neutral conductor required

Hotel rocker, room unit

for hotel switch, room unit, ref.-no.: 506 K05 EU D 24, 506 K05 EU D 230
with lens and symbol "Do not disturb"

for AS and A ranges




	Ref.-no.
Duroplastic (scratch-proof) glossy white	A RU K05 D WW
black	A RU K05 D SW
Duroplastic lacquered aluminium	A RU K05 D AL
champagne	A RU K05 D CH
mocha	A RU K05 D MO
matt lacquered matt anthracite	A RU K05 D ANM

for LS range



	Ref.-no.
Duroplastic (scratch-proof) glossy ivory	LS RU K05 D
white	LS RU K05 D WW
light grey	LS RU K05 D LG
black	LS RU K05 D SW
Metal versions aluminium	AL RU K05 D
stainless steel	ES RU K05 D
anthracite (aluminium lacquered)	AL RU K05 D AN
dark (aluminium lacquered)	AL RU K05 D D
classic brass	ME RU K05 D C
antique brass	ME RU K05 D AT

Hotel push-button (insert), corridor unit



for hotel rocker corridor unit ref.-no.: .. CU K05 D ..
with red LED lamp
with screwless terminals for rigid wires up to 2.5 mm²
screw fixing only, without claws
The corridor unit indicates the switch position of the room unit.
The push-button is used to activate the bell (e.g. triple-tone door signal, ref.-no. ..567-G3 ..).

	Ref.-no.
DC 24 V 1-pole, 1-way NO contact with separate contacts for indicator light	534 K05 EU D 24
AC 230 V ~ 1-pole, 1-way NO contact with separate contacts for indicator light *	534 K05 EU D 230

* Neutral conductor required

Hotel rocker, corridor unit


for hotel push-button, corridor unit, ref.-no.: 534 K05 EU D 24, 534 K05 EU D 230
with lens and symbol "Do not disturb"
with symbol "bell"

for AS and A ranges




	Ref.-no.
Duroplastic (scratch-proof) glossy white	A CU K05 D WW
black	A CU K05 D SW
Duroplastic lacquered aluminium	A CU K05 D AL
champagne	A CU K05 D CH
mocha	A CU K05 D MO
matt lacquered matt anthracite	A CU K05 D ANM

for LS range



	Ref.-no.
Duroplastic (scratch-proof) glossy ivory	LS CU K05 D
white	LS CU K05 D WW
light grey	LS CU K05 D LG
black	LS CU K05 D SW
Metal versions aluminium	AL CU K05 D
stainless steel	ES CU K05 D
anthracite (aluminium lacquered)	AL CU K05 D AN
dark (aluminium lacquered)	AL CU K05 D D
classic brass	ME CU K05 D C
antique brass	ME CU K05 D AT

Hotel switch (insert), room unit



for hotel rocker room unit ref.-no.: .. RU KO5 M ..
 with red and green LED lamp
 mechanical interlocking to avoid switching of both rockers at the same time
 with screwless terminals for rigid wires up to 2.5 mm²
 screw fixing only, without claws
 The room unit is used for switching the LEDs of the corridor unit.

Ref.-no.

DC 24 V 2 x 1-pole, 1-way	505 KO5 VEU M 24
AC 230 V ~ 2 x 1-pole, 1-way *	505 KO5 VEU M 230

* Neutral conductor required

Hotel rocker, room unit

for hotel switch, room unit, ref.-no.: 505 KO5 VEU M 24, 505 KO5 VEU M 230
 with lens and symbols "Do not disturb" and "Make up room"

for AS and A ranges



Ref.-no.

Duroplastic (scratch-proof) glossy white black	A RU KO5 M WW A RU KO5 M SW
Duroplastic lacquered aluminium champagne mocha	A RU KO5 M AL A RU KO5 M CH A RU KO5 M MO
matt lacquered matt anthracite	A RU KO5 M ANM


for LS range



Ref.-no.

Duroplastic (scratch-proof) glossy ivory white light grey black	LS RU KO5 M LS RU KO5 M WW LS RU KO5 M LG LS RU KO5 M SW
Metal versions aluminium stainless steel anthracite (aluminium lacquered) dark (aluminium lacquered) classic brass antique brass	AL RU KO5 M ES RU KO5 M AL RU KO5 M AN AL RU KO5 M D ME RU KO5 M C ME RU KO5 M AT

Hotel push-button (insert), corridor unit



for hotel rocker corridor unit ref.-no.: .. CU KO5 M ..
 with red and green LED lamp
 with screwless terminals for rigid wires up to 2.5 mm²
 screw fixing only, without claws
 The corridor unit indicates the switch position of the room unit.
 The push-button is used to activate the bell (e.g. triple-tone door signal, ref.-no. ..567-G3 ..).

Ref.-no.

DC 24 V 1-pole, 1-way NO contact	531 KO5 EU M 24
AC 230 V ~ 1-pole, 1-way NO contact *	531 KO5 EU M 230

* Neutral conductor required

Hotel rocker, corridor unit

for hotel push-button, corridor unit, ref.-no.: 531 KO5 EU M 24, 531 KO5 EU M 230
 with lens and symbols "Do not disturb" and "Make up room"
 with symbol "bell"

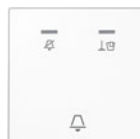
for AS and A ranges



Ref.-no.

Duroplastic (scratch-proof) glossy white black	A CU KO5 M WW A CU KO5 M SW
Duroplastic lacquered aluminium champagne mocha	A CU KO5 M AL A CU KO5 M CH A CU KO5 M MO
matt lacquered matt anthracite	A CU KO5 M ANM

for LS range



Ref.-no.

Duroplastic (scratch-proof) glossy ivory white light grey black	LS CU KO5 M LS CU KO5 M WW LS CU KO5 M LG LS CU KO5 M SW
Metal versions aluminium stainless steel anthracite (aluminium lacquered) dark (aluminium lacquered) classic brass antique brass	AL CU KO5 M ES CU KO5 M AL CU KO5 M AN AL CU KO5 M D ME CU KO5 M C ME CU KO5 M AT

Hotel centre plate with LED unit 24 V, corridor unit

(with supporting frame, screw fixing only)
 with red and green LED lamp
 with lens and symbols "Do not disturb" and "Make up room"
 The corridor unit indicates the switch position of the room unit.

for AS and A ranges



	Ref.-no.
Thermoplastic (breakproof) high-gloss	
white	A CU KO5 M 24 WW
black	A CU KO5 M 24 SW
Thermoplastic (breakproof) lacquered	
aluminium	A CU KO5 M 24 AL
champagne	A CU KO5 M 24 CH
mocha	A CU KO5 M 24 MO
matt lacquered	
matt anthracite	A CU KO5 M 24 ANM

Hotel centre plate with LED unit 230 V, corridor unit

(with supporting frame, screw fixing only)
 with red and green LED lamp
 with lens and symbols "Do not disturb" and "Make up room"
 The corridor unit indicates the switch position of the room unit.

for AS and A ranges



	Ref.-no.
Thermoplastic (breakproof) high-gloss	
white	A CU KO5 M 230 WW
black	A CU KO5 M 230 SW
Thermoplastic (breakproof) lacquered	
aluminium	A CU KO5 M 230 AL
champagne	A CU KO5 M 230 CH
mocha	A CU KO5 M 230 MO
matt lacquered	
matt anthracite	A CU KO5 M 230 ANM

for LS range




	Ref.-no.
Thermoplastic (breakproof) high-gloss	
ivory	LS CU KO5 M 24
white	LS CU KO5 M 24 WW
light grey	LS CU KO5 M 24 LG
black	LS CU KO5 M 24 SW
Metal versions	
aluminium	AL CU KO5 M 24
stainless steel	ES CU KO5 M 24
anthracite (aluminium lacquered)	AL CU KO5 M 24 AN
dark (aluminium lacquered)	AL CU KO5 M 24 D
classic brass	ME CU KO5 M 24 C
antique brass	ME CU KO5 M 24 AT

for LS range



	Ref.-no.
Thermoplastic (breakproof) high-gloss	
ivory	LS CU KO5 M 230
white	LS CU KO5 M 230 WW
light grey	LS CU KO5 M 230 LG
black	LS CU KO5 M 230 SW
Metal versions	
aluminium	AL CU KO5 M 230
stainless steel	ES CU KO5 M 230
anthracite (aluminium lacquered)	AL CU KO5 M 230 AN
dark (aluminium lacquered)	AL CU KO5 M 230 D
classic brass	ME CU KO5 M 230 C
antique brass	ME CU KO5 M 230 AT

Hotel push-button (insert), corridor unit



for hotel rocker (glass) corridor unit ref.-no.: .. CU KO6 M .. with red and green LED lamp with screwless terminals for rigid wires up to 2.5 mm² screw fixing only, without claws
The corridor unit indicates the switch position of the room unit.
The push-button is used to activate the bell (e.g. triple-tone door signal, ref.-no. ..567-G3 ..).

Ref.-no.

DC 24 V

1-pole, 1-way NO contact

531 KO6 EU M 24

Hotel rocker (glass), corridor unit

for hotel push-button, corridor unit, ref.-no.: 531 KO6 EU M 24 with symbol "Do not disturb" (red backlight) and symbol "Make up room" (green backlight)
Symbols will be hidden when switched off (fade effect) with printed symbol "bell"

for AS and A ranges



Ref.-no.

white
black

A CU KO6 M WW
A CU KO6 M SW

for LS range



Ref.-no.

white
black

LS CU KO6 M WW
LS CU KO6 M SW

Hotel centre plate (glass) with LED unit 24 V, corridor unit

(with supporting frame, screw fixing only) with red and green LED lamp with symbol "Do not disturb" (red backlight) and symbol "Make up room" (green backlight)
Symbols will be hidden when switched off (fade effect)
The corridor unit indicates the switch position of the room unit.

for AS and A ranges



Ref.-no.

white
black

A CU KO6 M 24 WW
A CU KO6 M 24 SW

for LS range



Ref.-no.

white
black

LS CU KO6 M 24 WW
LS CU KO6 M 24 SW

LED pilot light



for glass cover ref.-no.: .. CU KO6 TX ..

Intended use

- LED pilot light for use in dry interiors
- Installation in flush box with dimensions according to DIN 49073

Product characteristics

- Customised inscription, symbols or text in combination with glass cover
- Backlight in white, red, green or orange
- Color change via separate switch, e.g. ref.-no.: 505 U or 505 KO5 VEU M 24 (not included)

Ref.-no.

LED KO6 TX 24


Technical data

Rated voltage: DC 24 V SELV
Rated capacity: < 1.5 W
Ambient temperature: -5 ... +45 °C

Glass cover

for LED pilot light ref.-no.: LED KO6 TX 24
The cover is lacquered on the back and has to be lasered individually using the GRAPHIC TOOL.
Order only via GRAPHIC TOOL (jung.group/gt)

for AS and A ranges




Ref.-no.

white
black

- A CU KO6 TX WW**
- A CU KO6 TX SW**

for LS range




Ref.-no.

white
black

- LS CU KO6 TX WW**
- LS CU KO6 TX SW**

Glass cover 2-gang



for 2 LED pilot lights ref.-no.: LED KO6 TX 24
The cover is lacquered on the back and has to be lasered individually using the GRAPHIC TOOL.
Order only via GRAPHIC TOOL (jung.group/gt)

Ref.-no.

white
black

- LS CU KO6 TX-2 WW**
- LS CU KO6 TX-2 SW**

Triple-tone door signal

(with supporting frame, screw fixing only)

2 separate terminals for 2 or 3 tone signal
 power supply: 8 ... 12 V AC or 8 ... 24 V DC, via external power supply (SELV)
 e.g. ref.-no. NT 2405 VDC or NT 2415 REG VDC
 current consumption: approx. 150 mA



for AS and A ranges

Ref.-no.

Thermoplastic (breakproof) high-gloss


- ivory **A 567-G3**
- white **A 567-G3 WW**
- black **A 567-G3 SW**

Thermoplastic (breakproof) lacquered

- aluminium **A 567-G3 AL**
- champagne **A 567-G3 CH**
- mocha **A 567-G3 MO**

matt lacquered

- matt snow white **A 567-G3 WWM**
- matt graphite black **A 567-G3 SWM**
- matt anthracite **A 567-G3 ANM**




for CD range

Ref.-no.

Thermoplastic (breakproof) high-gloss

- ivory **CD 567-G3**
- white **CD 567-G3 WW**



for LS range

Ref.-no.

Thermoplastic (breakproof) high-gloss

- ivory **LS 2567-G3**
- white **LS 2567-G3 WW**

matt lacquered

- matt snow white **LS 2567-G3 WWM**
- matt graphite black **LS 2567-G3 SWM**

Metal versions

- aluminium **AL 2567-G3**
- stainless steel **ES 2567-G3**
- anthracite (aluminium lacquered) **AL 2567-G3 AN**

Flush-mounted power supply



Ref.-no.

NT 2405 VDC

Technical data

Input voltage:	AC 230 V ~, 50/60 Hz
Input current:	150 mA
Output voltage:	DC 24 V
Output current:	500 mA
Dimensions (Ø x H):	54 x 32 mm
Connection:	screw terminals

Power supply for rail mounting



rail mounting device, 4 rail units

Ref.-no.

NT 2415 REG VDC

Technical data

Input voltage:	AC 100 ... 240 V ~, 50/60 Hz
Input current:	730 mA
Output voltage:	DC 24 V SELV
Output current:	1.5 A
Mounting width:	72 mm (4 rail units)
Connection:	screw terminals

Hinged lid

with symbol "charger"

for USB charger ref.-no.: USB 15 CA WW, USB 15 CA SW, USB PD60 C WW, USB PD60 C SW including centre plate



for LS range with spring



for CD range

Ref.-no.

Thermoplastic (breakproof) high-gloss

ivory CD 590 KL USB
white CD 590 KL USB WW
brown CD 590 KL USB BR
grey CD 590 KL USB GR
light grey CD 590 KL USB LG
black CD 590 KL USB SW

Metal versions (anodized aluminium)

gold-bronze CD 590 KL USB GB
platinum CD 590 KL USB PT

Ref.-no.

Thermoplastic (breakproof) high-gloss

ivory LS 990 BFKL SOC
white LS 990 BFKL SOC WW
light grey LS 990 BFKL SOC LG
black LS 990 BFKL SOC SW

Metal versions

aluminium AL 2990 KL SOC
stainless steel ES 2990 KL SOC
anthracite (aluminium lacquered) AL 2990 KL SOC AN
dark (aluminium lacquered) AL 2990 KL SOC D
classic brass ME 2990 KL SOC C
antique brass ME 2990 KL SOC AT

Hinged lid

with symbol "LAN"

for 2-gang modular jack sockets IAE/UAE sockets ref.-no.: UAE 2 x 8 UPO, UAE 8-8 UPO for sockets Cat. 6 ref.-no.: UAE 8-8 UPOK6 including centre plate



for CD range

Ref.-no.

Thermoplastic (breakproof) high-gloss

ivory LS 990 BFKL USB
white LS 990 BFKL USB WW
light grey LS 990 BFKL USB LG
black LS 990 BFKL USB SW

Metal versions

aluminium AL 2990 KL USB
stainless steel ES 2990 KL USB
anthracite (aluminium lacquered) AL 2990 KL USB AN
dark (aluminium lacquered) AL 2990 KL USB D
classic brass ME 2990 KL USB C
antique brass ME 2990 KL USB AT

Ref.-no.

Thermoplastic (breakproof) high-gloss

ivory CD 590 KL LAN
white CD 590 KL LAN WW
brown CD 590 KL LAN BR
grey CD 590 KL LAN GR
light grey CD 590 KL LAN LG
black CD 590 KL LAN SW

Metal versions (anodized aluminium)

gold-bronze CD 590 KL LAN GB
platinum CD 590 KL LAN PT

USB charger see page 45

Hinged lid

with symbol "plug"

for sockets with 50 x 50 mm cover



for LS range with spring



for CD range

Ref.-no.

Thermoplastic (breakproof) high-gloss

ivory CD 590 KL SOC
white CD 590 KL SOC WW
brown CD 590 KL SOC BR
grey CD 590 KL SOC GR
light grey CD 590 KL SOC LG
black CD 590 KL SOC SW

Metal versions (anodized aluminium)

gold-bronze CD 590 KL SOC GB
platinum CD 590 KL SOC PT

Ref.-no.

Thermoplastic (breakproof) high-gloss

ivory LS 990 BFKL LAN
white LS 990 BFKL LAN WW
light grey LS 990 BFKL LAN LG
black LS 990 BFKL LAN SW

Metal versions

aluminium AL 2990 KL LAN
stainless steel ES 2990 KL LAN
anthracite (aluminium lacquered) AL 2990 KL LAN AN
dark (aluminium lacquered) AL 2990 KL LAN D
classic brass ME 2990 KL LAN C
antique brass ME 2990 KL LAN AT

Electric shaver socket outlet



with enhanced contact protection (shutter)
with screw terminals for rigid and flexible wires up to 4 mm²
isolating transformer
overtemperature protection

Suitable for US NEMA 1 plug (2 pins) and Europlug
Suitable wall boxes: ref.-no. 9062-02, 1656-21

Ref.-no.

SO 7522 EINS

Wall box for hollow walls, 2-gang



for electric shaver socket outlet ref.-no.: SO 7522 EINS

cutting hole Ø: 2 x 68 mm
centre distance: 71 mm
for panel thickness: 7 – 40 mm
device screws: 4
cable inlets 3 x 1.5 mm²: 6

Ref.-no.

9062-02

depth: 47 mm

Wall box, 2-gang



for electric shaver socket outlet ref.-no.: SO 7522 EINS

air-tight
length: 149 mm
width: 80 mm
device screws: 4

Ref.-no.

1656-21

depth: 68 mm

Technical data

Input voltage: AC 230 V ~
Output voltage: AC 115 V ~ and AC 230 V ~
Power: 20 VA

Centre plate

for electric shaver socket outlet ref.-no.: SO 7522 EINS



for AS and A ranges

The device can be installed into multiple frames of the AS / A ranges.



for LS range

The device can be installed into multiple frames of the LS range.

Ref.-no.

Duroplastic (scratch-proof) glossy

white **SO A 7522 WW PL**
black **SO A 7522 SW PL**

Duroplastic lacquered

aluminium **SO A 7522 AL PL**
champagne **SO A 7522 CH PL**
mocha **SO A 7522 MO PL**

Thermoplastic (breakproof) high-gloss

white **SO A 7522 BF WW PL**
black **SO A 7522 BF SW PL**

matt lacquered

matt snow white **SO A 7522 WWM PL**
matt graphite black **SO A 7522 SWM PL**

Ref.-no.

Duroplastic (scratch-proof) glossy

ivory **SO LS 7522 PL**
white **SO LS 7522 WW PL**
light grey **SO LS 7522 LG PL**
black **SO LS 7522 SW PL**

matt lacquered

matt snow white **SO LS 7522 WWM PL**
matt graphite black **SO LS 7522 SWM PL**

Metal versions

aluminium **SO AL 7522 PL**
stainless steel **SO ES 7522 PL**
anthracite (aluminium lacquered) **SO AN 7522 PL**
dark (aluminium lacquered) **SO AL 7522 D PL**
chrome **SO GCR 7522 PL**
gold-coloured **SO GO 7522 PL**
classic brass **SO ME 7522 C PL**
antique brass **SO ME 7522 AT PL**

Temperature controller fan coil, 2-pipe

Intended use

- Switching and operating electrical fan coil units with electrothermically actuated heating/cooling valves
- Measurement and feedback control of the room temperature
- Mounting on wall box with dimensions according to DIN 49073
- Depth of flush box (inner dimension): min. 40 mm

Product characteristics

- Connection of one fan coil unit with up to 3 fan speeds
- Heating or cooling mode
- Real glass front
- 8 capacitive sensor buttons
- Internal temperature sensor
- Room temperature controller function
- Preselection of the current energy level through the option of 5 temperature profiles for use in hotels or similar sites
- Display for indication of actual temperature (°C or °F), fan speed, operating mode/profile
- Menu levels blockable
- 1 status LED (red/green/blue)
- Display brightness and contrast adjustable
- Duration of the display illumination up to 120 seconds
- Satellite input for connection of key card holder

Technical data

Rated voltage:	AC 110 ... 230 V ~
Mains frequency:	50/60 Hz
Switching output	
Contact type:	μ
Output current:	max. 3 A
Switching capacity	
Motors (230 V):	690 VA
Motors (110 V):	300 VA
Outputs for valve drives	
Contact type:	semiconductor (triac), ⓔ
Switching current:	max. 250 mA
Storage temperature:	-5 ... +45 °C
Transport temperature:	-25 ... +70 °C
Ambient temperature:	-5 ... +45 °C
Relative humidity:	5 ... 95 % (no condensation)
Connection mode:	screw terminals
single wire:	1.5 mm ²
stranded with ferrule:	1.5 mm ²

Temperature controller fan coil, 4-pipe

Intended use

- Switching and operating electrical fan coil units with electrothermically actuated heating/cooling valves
- Measurement and feedback control of the room temperature
- Mounting on wall box with dimensions according to DIN 49073
- Depth of flush box (inner dimension): min. 40 mm

Product characteristics

- Connection of one fan coil unit with up to 3 fan speeds
- Heating and/or cooling mode
- Real glass front
- 8 capacitive sensor buttons
- Internal temperature sensor
- Room temperature controller function
- Preselection of the current energy level through the option of 5 temperature profiles for use in hotels or similar sites
- Display for indication of actual temperature (°C or °F), fan speed, operating mode/profile
- Menu levels blockable
- 1 status LED (red/green/blue)
- Display brightness and contrast adjustable
- Duration of the display illumination up to 120 seconds
- Satellite input for connection of key card holder

Technical data

Rated voltage:	AC 110 ... 230 V ~
Mains frequency:	50/60 Hz
Switching output	
Contact type:	μ
Output current:	max. 3 A
Switching capacity	
Motors (230 V):	690 VA
Motors (110 V):	300 VA
Outputs for valve drives	
Contact type:	semiconductor (triac), ⓔ
Switching current:	max. 250 mA
Storage temperature:	-5 ... +45 °C
Transport temperature:	-25 ... +70 °C
Ambient temperature:	-5 ... +45 °C
Relative humidity:	5 ... 95 % (no condensation)
Connection mode:	screw terminals
single wire:	1.5 mm ²
stranded with ferrule:	1.5 mm ²



for AS and A ranges

Ref.-no.

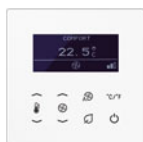
white	TRD A 523028 WW
black	TRD A 523028 SW



for AS and A ranges

Ref.-no.


white	TRD A 523048 WW
black	TRD A 523048 SW



for LS range

Ref.-no.

white	TRD LS 923028 WW
black	TRD LS 923028 SW



for LS range

Ref.-no.

white	TRD LS 923048 WW
black	TRD LS 923048 SW

Power supply



for temperature controller fan coil (2-pipe)
ref.-no.: TRD ..23028 ..
(spare part)

Ref.-no.

TRD-NT 2302



for temperature controller fan coil (4-pipe)
ref.-no.: TRD ..23048 ..
(spare part)

Ref.-no.

TRD-NT 2304

Display

for temperature controller fan coil ref.-no.: TRD ..230..
(spare part)



for AS and A ranges

white
black

Ref.-no.

TRD A-DISP WW
TRD A-DISP SW



for LS range

white
black

Ref.-no.

TRD LS-DISP WW
TRD LS-DISP SW

KNX temperature controller fan coil

Intended use

- Sensor module for operating electrical fan coil units in KNX installations
- Measurement and feedback control of the room temperature • Installation in flush box with dimensions according to DIN 49073

Product characteristics

- Real glass front • 8 capacitive sensor buttons • Internal temperature sensor
- External temperature sensor can be evaluated • Control of fan coil units • Heating and/or cooling mode • Suitable for 2-pipe or 4-pipe systems • Up to 3 fan speeds can be controlled • Room temperature controller function • Preselection of the current energy level either through the option of 4 operating modes in accordance with KNX standard or of 5 temperature profiles for use in hotels or similar sites
- Display for indication of actual temperature (°C or °F), fan speed, operating mode/profile • 1 operating level and 2 menu levels • Menu levels blockable • 1 status LED (red/green/blue) • Display brightness and contrast adjustable • Duration of the display illumination up to 120 seconds • Operation as extension unit for temperature controller possible • Integrated bus coupling unit

Technical data

KNX medium:	TP 256
Rated voltage KNX:	DC 21 ... 32 V SELV
Current consumption KNX:	8 ... 17.5 mA
Protection class:	III
Ambient temperature:	-5 ... +45 °C
Storage/transport temperature:	-20 ... +70 °C

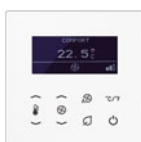


for AS and A ranges

white
black

Ref.-no.

TRD A 5248 WW
TRD A 5248 SW




for LS range

white
black

Ref.-no.

TRD LS 9248 WW
TRD LS 9248 SW

JUNG Visu Pro Software Hotel



License purchase exclusively via the JUNG online shop

Intended use

- Visualisation and operation of KNX systems via devices with HTML5 browser or app (iOS, Android), e.g. Smart Control (ref.-no.: SC 5 SW, SC 0081 U), smartphone, tablet, laptop, PC, etc.
- Support of KNX IP Secure and KNX Data Secure (as of version 4.5)
- Connection to KNX bus via interfaces (ref.-no. IPR 300 SREG, IPS 300 SREG, 20320 1S IPS R, 2131 USBS REG, 2131 USBS), not included

Product characteristics

- Access from max. 20 different clients possible (with Windows 10)
- Integration of Amazon Alexa voice control via myJUNG account
- Integration of Google Home voice control via myJUNG account
- Integration of Samsung SmartThings via myJUNG account
- Secure remote access via myJUNG account (JVP-L necessary)
- Secure remote sharing with further myJUNG accounts
- Access to IP cameras via RTSP
- Control of IP cameras via ONVIF (profile S)
- Multilingual visualisation can be created
- Visualisation switchable between day/night
- Update and upgrade compatible

Process connections

- KNX editor/ KNX editor 2.0
- instlight editor
- Device editor
- vitaLED editor
- XPL editor
- SENEK energy storage
- Process model
- Visualisation editor
- Work sheet generator
- Calendar
- JUNG Visu Pro Starter

Special function HOTEL

- Extension of the KNX editor to max. 150 KNX tunnel connections
Communication via KNX IP Secure Tunnelling
Extended support is only guaranteed when using JUNG interfaces (e.g. IPR 300 SREG, IPS 300 SREG, 20320 1S IPS R, 2131 USBS REG, 2131 USBS).
Integration of third-party systems:
- Door locking systems of Assa Abloy
 - Guest card identification
 - Staff card identification
 - Access counter / documentation
 - Evaluation of the door locking system
 - Hotel booking software Protel PMS
 - Guest identification per room
 - Receive requests from the hotel room (e.g. Do not disturb, Make up room etc.)
 - Change the room temperature of the PMS system
 - Oracle Hospitality OPERA or Oracle Hospitality Suite 8 PMS
 - Guest identification per room
 - Receive requests from the hotel room (e.g. Do not disturb, Make up room etc.)
 - Change the room temperature of the PMS system

Ref.-no.

Full version hotel

JVP-HOTEL

SCHUKO® socket 16 A / 250 V ~

with LED floor pilot light
with integrated brightness sensor
with enhanced contact protection / shutter (Safety Plus)
 with screwless terminals for rigid wires up to 2.5 mm²
 installation into flush box min. 63 mm (depth)
 with white LEDs (colour temperature 3500 K)
 power consumption stand-by / ON: 0.3 / 0.5 W
 Supporting frame, claws and claw screws are integrated into

the earth protection.

Ref.-no.**Thermoplastic (breakproof) high-gloss**

ivory	■	A 1520-O LNW
white	■	A 1520-O WW LNW
black	■	A 1520-O SW LNW

Thermoplastic (breakproof) lacquered

aluminium	■	A 1520-O AL LNW
champagne	■	A 1520-O CH LNW
mocha	■	A 1520-O MO LNW

matt lacquered

matt snow white	■	A 1520-O WWM LNW
matt graphite black	■	A 1520-O SWM LNW
matt anthracite	■	A 1520-O ANM LNW

LED floor pilot light

with integrated brightness sensor
 with screwless terminals for rigid wires up to 2.5 mm²
 installation into flush box min. 63 mm (depth)
 with white LEDs (colour temperature 3500 K)
 power consumption stand-by / ON: 0.3 / 0.5 W
 Supporting frame, claws and claw screws are integrated into
 the earth protection.

Ref.-no.**Thermoplastic (breakproof) high-gloss**

ivory	■	A 1539-O LNW
white	■	A 1539-O WW LNW
black	■	A 1539-O SW LNW

Thermoplastic (breakproof) lacquered

aluminium	■	A 1539-O AL LNW
champagne	■	A 1539-O CH LNW
mocha	■	A 1539-O MO LNW

matt lacquered

matt snow white	■	A 1539-O WWM LNW
matt graphite black	■	A 1539-O SWM LNW
matt anthracite	■	A 1539-O ANM LNW

LED floor pilot light

with screwless terminals for rigid wires up to 2.5 mm²
 installation into flush box min. 63 mm (depth)
 with white LEDs (colour temperature 3500 K)
 Power consumption (ON): 0.5 W
 The LED floor pilot light can be switched via an external
 switch.
 Supporting frame, claws and claw screws are integrated into
 the earth protection.

Ref.-no.**Thermoplastic (breakproof) high-gloss**

ivory	■	A 1539-OO LNW
white	■	A 1539-OO WW LNW
black	■	A 1539-OO SW LNW

Thermoplastic (breakproof) lacquered

aluminium	■	A 1539-OO AL LNW
champagne	■	A 1539-OO CH LNW
mocha	■	A 1539-OO MO LNW

matt lacquered

matt snow white	■	A 1539-OO WWM LNW
matt graphite black	■	A 1539-OO SWM LNW
matt anthracite	■	A 1539-OO ANM LNW

SCHUKO® socket 16 A / 250 V ~

with LED floor pilot light
with integrated brightness sensor
with enhanced contact protection / shutter (Safety Plus)
 with screwless terminals for rigid wires up to 2.5 mm²
 installation into flush box min. 63 mm (depth)
 with white LEDs (colour temperature 3500 K)
 power consumption stand-by / ON: 0.3 / 0.5 W
 Supporting frame, claws and claw screws are integrated into

the earth protection.

Ref.-no.**Thermoplastic (breakproof) high-gloss**


ivory	■	LS 1520-O LNW
white	■	LS 1520-O WW LNW
light grey	■	LS 1520-O LG LNW
black	■	LS 1520-O SW LNW

matt lacquered

matt snow white	■	LS 1520-O WWM LNW
matt graphite black	■	LS 1520-O SWM LNW

metal colours (thermoplastic lacquered)

aluminium	■	AL 1520-O LNW
stainless steel	■	ES 1520-O LNW
anthracite	■ ■	AL 1520-O AN LNW
dark	■ ■	AL 1520-O D LNW
classic brass	■	ME 1520-O C LNW
antique brass	■	ME 1520-O AT LNW

LED floor pilot light

with integrated brightness sensor
 with screwless terminals for rigid wires up to 2.5 mm²
 installation into flush box min. 63 mm (depth)
 with white LEDs (colour temperature 3500 K)
 power consumption stand-by / ON: 0.3 / 0.5 W
 Supporting frame, claws and claw screws are integrated into
 the earth protection.

Ref.-no.**Thermoplastic (breakproof) high-gloss**

ivory	■	LS 1539-O LNW
white	■	LS 1539-O WW LNW
light grey	■	LS 1539-O LG LNW
black	■	LS 1539-O SW LNW

matt lacquered

matt snow white	■	LS 1539-O WWM LNW
matt graphite black	■	LS 1539-O SWM LNW

metal colours (thermoplastic lacquered)

aluminium	■	AL 1539-O LNW
stainless steel	■	ES 1539-O LNW
anthracite	■ ■	AL 1539-O AN LNW
dark	■ ■	AL 1539-O D LNW
classic brass	■	ME 1539-O C LNW
antique brass	■	ME 1539-O AT LNW

LED floor pilot light

with screwless terminals for rigid wires up to 2.5 mm²
 installation into flush box min. 63 mm (depth)
 with white LEDs (colour temperature 3500 K)
 Power consumption (ON): 0.5 W
 The LED floor pilot light can be switched via an external
 switch.
 Supporting frame, claws and claw screws are integrated into
 the earth protection.

Ref.-no.**Thermoplastic (breakproof) high-gloss**

ivory	■	LS 1539-OO LNW
white	■	LS 1539-OO WW LNW
light grey	■	LS 1539-OO LG LNW
black	■	LS 1539-OO SW LNW

matt lacquered

matt snow white	■	LS 1539-OO WWM LNW
matt graphite black	■	LS 1539-OO SWM LNW

metal colours (thermoplastic lacquered)

aluminium	■	AL 1539-OO LNW
stainless steel	■	ES 1539-OO LNW
anthracite	■ ■	AL 1539-OO AN LNW
dark	■ ■	AL 1539-OO D LNW
classic brass	■	ME 1539-OO C LNW
antique brass	■	ME 1539-OO AT LNW

Power supply insert



screw fixing only, without claws
The LED power supply insert is exclusively used for LED pilot light and LED info signs (ref.-no. ..539..).
The device is not dimmable.

Ref.-no.

AC 230/240 V ~, 50 Hz

SV 539 LED

Technical data

Rated voltage:	AC 230/240 V ~, 50 Hz
Ambient temperature:	0 ... +40 °C
Terminals:	L, N, L'
Protection class (with mounted cover):	II
Power consumption (with mounted cover):	typ. 2 x 5.4 VA / 2 x 1.0 W
Connection:	screw terminals
Terminals for:	2 x 2.5 mm ² or 1 x 4 mm ²

Power supply insert



screw fixing only, without claws
The LED power supply insert is exclusively used for LED pilot light and LED info signs (ref.-no. ..539..).
The device is not dimmable.

Ref.-no.

AC 9 ... 36 V ~, 50 Hz; DC 12 ... 48 V

SV 539-948 LED

Technical data

Rated voltage	
AC-mode operation:	AC 9 ... 36 V ~, 50 Hz
DC operation:	DC 12 ... 48 V
Ambient temperature:	0 ... +40 °C
Terminals:	F ₁ , L, F ₂
Protection class (with mounted cover):	II
Power consumption (with mounted cover)	
AC-mode operation:	2 x 1.5 VA
DC operation:	2 x 1.0 W
Connection:	screw terminals
Terminals for:	2 x 2.5 mm ² or 1 x 4 mm ²

LED info sign



with neutral inscription field
dimensions: info sign 71 x 71 mm (complete device 71 x 142 mm)
Operation only with power supply ref.-no. SV 539 LED or SV 539-948 LED.
For complete installation, a frame of the respective design range (LS/AL/ES) is required.
with blue LEDs

Inscription for LED info signs

Advice on customised inscriptions and costs: marketing@jung.de

Ref.-no.

white (aluminium lacquered)	LS 539 N71WWLED B
light grey (aluminium lacquered)	LS 539 N71LGLED B
black (aluminium lacquered)	LS 539 N71SWLED B
Metal versions	
aluminium	AL 2539 N71LED B
stainless steel (aluminium lacquered)	ES 2539 N71LED B
anthracite (aluminium lacquered)	AL 2539 N71AN LED B

LED info sign



with neutral inscription field
dimensions: info sign 71 x 71 mm (complete device 71 x 142 mm)
Operation only with power supply ref.-no. SV 539 LED or SV 539-948 LED.
For complete installation, a frame of the respective design range (LS/AL/ES) is required.
with RGB LEDs

The following colours can be selected with the 3-pole DIP switch on the reverse side of the device: red, blue, green, purple, yellow, light blue, white

Inscription for LED info signs

Advice on customised inscriptions and costs: marketing@jung.de

Ref.-no.

white (aluminium lacquered)	LS 539 N71WW RGB
light grey (aluminium lacquered)	LS 539 N71LG RGB
black (aluminium lacquered)	LS 539 N71SW RGB
Metal versions	
aluminium	AL 2539 N71 RGB
stainless steel (aluminium lacquered)	ES 2539 N71 RGB
anthracite (aluminium lacquered)	AL 2539 N71AN RGB

LED pilot light red/green




Operation only with power supply ref.-no. SV 539 LED or SV 539-948 LED.
device with two light pads
connection of L and N for green LEDs, L' and N for red LEDs
Inscription is possible with printings on transparent foil.

Ref.-no.

white	LS 539-2 WW LED RG
light grey	LS 539-2 LG LED RG
black	LS 539-2 SW LED RG
Metal versions	
aluminium	AL 2539-2 LED RG
stainless steel	ES 2539-2 LED RG
anthracite	AL 2539-2 AN LED RG
classic brass	ME 2539-2 LED RG C
antique brass	ME 2539-2 LED RG AT

LED pilot light



with white and blue LEDs

Operation only with power supply ref.-no. SV 539 LED or SV 539-948 LED.
connection of L and N for white LEDs, L' and N for blue LED
Inscription is possible with printings on transparent foil.

Ref.-no.

white (aluminium lacquered)	LS 539 WW LEDWB
light grey (aluminium lacquered)	LS 539 LG LEDWB
black (aluminium lacquered)	LS 539 SW LEDWB
Metal versions	
aluminium	AL 2539 LEDWB
stainless steel (aluminium lacquered)	ES 2539 LEDWB
anthracite (aluminium lacquered)	AL 2539 AN LEDWB
classic brass (lacquered)	ME 2539 LEDWB C
antique brass (lacquered)	ME 2539 LEDWB AT

LED pilot light

**with RGB LEDs**

Operation only with power supply ref.-no. SV 539 LED or SV 539-948 LED.
Connect L, L' and N or F₁, F₂ and ⊥ of the power supply.
Inscription is possible with printings on transparent foil.

The following colours can be selected with the 3-pole DIP switch on the reverse side of the device: red, blue, green, purple, yellow, light blue, white

Ref.-no.

white (aluminium lacquered)	LS 539 WW RGB
light grey (aluminium lacquered)	LS 539 LG RGB
black (aluminium lacquered)	LS 539 SW RGB
Metal versions	
aluminium	AL 2539 RGB
stainless steel (aluminium lacquered)	ES 2539 RGB
anthracite (aluminium lacquered)	AL 2539 AN RGB
dark (aluminium lacquered)	AL 2539 RGB D
classic brass (lacquered)	ME 2539 RGB C
antique brass (lacquered)	ME 2539 RGB AT

LED reading light

**with white LEDs**

Operation only with power supply ref.-no. SV 539 LED or SV 539-948 LED.
Connect L, L' and N or F₁, F₂ and ⊥ of the power supply.

Ref.-no.

white (aluminium lacquered)	LS 539 WW LED LW-12
light grey (aluminium lacquered)	LS 539 LG LED LW-12
black (aluminium lacquered)	LS 539 SW LED LW-12
Metal versions	
aluminium	AL 2539 LED LW-12
stainless steel (aluminium lacquered)	ES 2539 LED LW-12
anthracite (aluminium lacquered)	AL 2539 AN LED LW-12

LED pilot light



for glass cover ref.-no.: .. CU KO6 TX ..

Intended use

- LED pilot light for use in dry interiors
- Installation in flush box with dimensions according to DIN 49073

Product characteristics

- Customised inscription, symbols or text in combination with glass cover
- Backlight in white, red, green or orange
- Color change via separate switch, e.g. ref.-no.: 505 U or 505 KO5 VEU M 24 (not included)

Ref.-no.

LED KO6 TX 24

Technical data

Rated voltage:	DC 24 V SELV
Rated capacity:	< 1.5 W
Ambient temperature:	-5 ... +45 °C


Glass cover

for LED pilot light ref.-no.: LED KO6 TX 24

The cover is lacquered on the back and has to be lasered individually using the GRAPHIC TOOL.


Order only via GRAPHIC TOOL (jung.group/gt)

for AS and A ranges

**Ref.-no.**


white	■ A CU KO6 TX WW
black	■ A CU KO6 TX SW

for LS range

**Ref.-no.**

white	■ LS CU KO6 TX WW
black	■ LS CU KO6 TX SW

Glass cover 2-gang



for 2 LED pilot lights ref.-no.: LED KO6 TX 24

The cover is lacquered on the back and has to be lasered individually using the GRAPHIC TOOL.

Order only via GRAPHIC TOOL (jung.group/gt)

Ref.-no.

white	■ LS CU KO6 TX-2 WW
black	■ LS CU KO6 TX-2 SW

Power supply Plug & Light



Intended use

- Ballast for switching and dimming light attachments from the Plug & Light system
- Connection to switch, switch inserts with relay contact, electronic switch inserts (trailing edge phase control principle, ref.-no. 1704 ESE), 2-wire LED dimmer (trailing edge phase control principle) and 3-wire LED dimmer (trailing edge phase control principle)
- Compatible dimmers: 1710 DE, 1711 DE, 1730 DD, 1731 DD, 1724 DM, UD 1755 REG, FM UD 420250 REG, FM UD 5500 REG, FM UD 20250 UP, 3901 REGHE, 3902 REGHE, 39004 1S R
- Installation in flush box with dimensions according to DIN 49073
- Operation with centre plate ref.-no.: PL .. DMS ..

Product characteristics

- Automatic detection of the connected light attachments
- Safe extra low voltage SELV DC

Ref.-no.

PL 08 U

Technical data

Rated voltage:	AC 230 V ~
Mains frequency:	50/60 Hz
Stand-by power (without light cover and dimmer):	380 mW
Output voltage:	12 V ± 600 mV
Input current:	typical 75 mA
Connected load:	max. 8 W


Centre plate

for power supply Plug & Light, ref.-no.: PL 08 U

Product characteristics

- Magnetic fixing of light attachments
- Mechanical locking of the light attachments for ceiling installation and as protection against dismounting
- Electrical coupling via gold-plated sliding contacts

for A range



Ref.-no.

Thermoplastic (breakproof) high-gloss


white **PL A DMS WW**

black **PL A DMS SW**

Thermoplastic (breakproof) lacquered

aluminium **PL A DMS AL**

for LS range



Ref.-no.

Thermoplastic (breakproof) high-gloss

white **PL LS DMS WW**

black **PL LS DMS SW**

metal colours (thermoplastic lacquered)

aluminium **PL AL DMS-L**

stainless steel **PL ES DMS-L**

Release magnet




for dismounting Plug & Light luminaires

Ref.-no.

PL MAGNET 01

LED wall luminaire Plug & Light



for power supply Plug & Light, ref.-no.: PL 08 U

- Dimming with suitable LED dimmer at constant colour temperature of 2700 K
- Flicker-free light over the entire dimming range
- Light attachment can be changed during ongoing operation
- Stepless rotation through 360°

Ref.-no.

Thermoplastic (breakproof) high-gloss

white **PL F1 D05 WW**

black **PL F1 D05 SW**

metal colours (thermoplastic lacquered)

aluminium **PL F1 D05 AL-L**


stainless steel **PL F1 D05 ES-L**

Technical data

Rated voltage:	DC 12 V SELV
Power consumption:	4.1 W
Connection mode:	electrical coupling via gold-plated sliding contacts
Protection class:	III
Dimensions (W x H x D):	70 x 70 x 17 mm
Luminous flux:	290 lm
Colour temperature:	2,700 K
Colour rendering index:	typical 90
Beam angle:	asymmetrical light distribution
Energy efficiency class:	G

This luminaire contains built-in LED lamps, which cannot be replaced.

LED wall luminaire (warm dim) Plug & Light



for power supply Plug & Light, ref.-no.: PL 08 U

- Changing the colour temperature between 2700 K and 4000 K with simultaneous brightness increase from minimum to maximum, with suitable LED dimmer
- Flicker-free light over the entire dimming range
- Light attachment can be changed during ongoing operation
- Stepless rotation through 360°

Ref.-no.

Thermoplastic (breakproof) high-gloss

white **PL F1 WD05 WW**

black **PL F1 WD05 SW**

metal colours (thermoplastic lacquered)

aluminium **PL F1 WD05 AL-L**

stainless steel **PL F1 WD05 ES-L**

Technical data

Rated voltage:	DC 12 V SELV
Power consumption:	4.1 W
Connection mode:	electrical coupling via gold-plated sliding contacts
Protection class:	III
Dimensions (W x H x D):	70 x 70 x 17 mm
Luminous flux:	290 lm
Colour temperature:	2,700 ... 4,000 K
Colour rendering index:	typical 90
Beam angle:	asymmetrical light distribution
Energy efficiency class:	G

This luminaire contains built-in LED lamps, which cannot be replaced.

LED spotlight Plug & Light



for power supply Plug & Light, ref.-no.: PL 08 U

- Dimming with suitable LED dimmer at constant colour temperature of 2700 K
- Flicker-free light over the entire dimming range
- Light attachment can be changed during ongoing operation
- Adjustable anti-glare ring via 3 latch positions (5, 10 and 15 mm)

- Swivelling by 90°
- Stepless rotation through 360°

	Ref.-no.
white	PL S1 D05 WW
white – black	PL S1 D05 WW SW
black	PL S1 D05 SW SW
aluminium – black	PL S1 D05 AL SW

Technical data

Rated voltage:	DC 12 V SELV
Power consumption:	5,6 W
Connection mode:	electrical coupling via gold-plated sliding contacts
Protection class:	III
Luminous flux:	390 lm
Colour temperature:	2,700 K
Colour rendering index:	typical 85
Beam angle:	35 °
Diameter:	42 mm
Length without anti-glare ring:	80 mm
Length with anti-glare ring:	85 ... 95 mm
Housing material:	aluminium lacquered / plastic
Energy efficiency class:	G
This luminaire contains built-in LED lamps, which cannot be replaced.	

LED spotlight (warm dim) Plug & Light



for power supply Plug & Light, ref.-no.: PL 08 U

- Changing the colour temperature between 2700 K and 4000 K with simultaneous brightness increase from minimum to maximum, with suitable LED dimmer
- Flicker-free light over the entire dimming range
- Light attachment can be changed during ongoing operation
- Adjustable anti-glare ring via 3 latch positions (5, 10 and 15 mm)

- Swivelling by 90°
- Stepless rotation through 360°

	Ref.-no.
white	PL S1 WD05 WW
white – black	PL S1 WD05 WW SW
black	PL S1 WD05 SW SW
aluminium – black	PL S1 WD05 AL SW

Technical data

Rated voltage:	DC 12 V SELV
Power consumption:	5,6 W
Connection mode:	electrical coupling via gold-plated sliding contacts
Protection class:	III
Luminous flux:	350 lm
Colour temperature:	2,700 ... 4,000 K
Colour rendering index:	typical 85
Beam angle:	35 °
Diameter:	42 mm
Length without anti-glare ring:	80 mm
Length with anti-glare ring:	85 ... 95 mm
Housing material:	aluminium lacquered / plastic
Energy efficiency class:	G
This luminaire contains built-in LED lamps, which cannot be replaced.	

Surface-mounted housing Plug & Light



for surface-mounting of the Plug & Light power supply, in combination with universal cover ref. no.: PL RBM WW, PL RBM SW

	Ref.-no.
white	PL BR WW
black	PL BR SW

Technical data

Dimensions (Ø x H):	100 x 45 mm
---------------------	-------------

Universal cover

for power supply Plug & Light, ref.-no.: PL 08 U



Intended use

- Electronic and mechanical interface between Plug & Light inserts and Plug & Light light attachments with and without bayonet


Product characteristics

- Magnetic fixing of light attachments
- Mechanical locking of the light attachments for ceiling installation and as protection against dismounting
- Electrical coupling via gold-plated sliding contacts

	Ref.-no.
white	PL RBM WW
black	PL RBM SW

Technical data

Dimensions (Ø x H):	100 x 17,5 mm
---------------------	---------------



VIDEO INDOOR STATION
A 550 in white

Door communication

The elegant video and audio indoor stations in the JUNG design are impressive with their variety of design and function. Technically, they are perfectly compatible with Siedle door stations.



STANDARD INDOOR STATION
Aluminium (lacquered) with
ACREATION glass frame



AUDIO INDOOR STATION
LS 990 in aluminium

Standard audio indoor station



stand alone device for surface mounting, no frame required

Ref.-no.

Thermoplastic (breakproof) high-gloss

ivory **SI 4 A W**
white **SI 4 A WW**

Thermoplastic (breakproof) lacquered

aluminium **SI 4 A AL**

Conversion kit



for standard audio indoor station for installation with 2- to 5-gang frames of the AS and A ranges

Ref.-no.

SI 46074 AD KIT

Standard audio indoor station Design



for AS and A ranges
surface-mounted
The device can be installed into 2- to 5-gang frames.

Ref.-no.

Thermoplastic (breakproof) high-gloss

ivory **SI 4 AD W**
white **SI 4 AD WW**

Thermoplastic (breakproof) lacquered

aluminium **SI 4 AD AL**

Audio indoor station

including cover kit and labelling foil without frame

The modules of the indoor station can be installed into multiple frames (horizontally or vertically). Installation in separate frames or surface caps is possible.



for AS and A ranges

Ref.-no.

Thermoplastic (breakproof) high-gloss

ivory **SI AI A 6 W**
white **SI AI A 6 WW**
black **SI AI A 6 SW**

Thermoplastic (breakproof) lacquered

aluminium **SI AI A 6 AL**
champagne **SI AI A 6 CH**
mocha **SI AI A 6 MO**

matt lacquered

matt snow white **SI AI A 6 WWM**
matt graphite black **SI AI A 6 SWM**
matt anthracite **SI AI A 6 ANM**



for CD range

Ref.-no.

Thermoplastic (breakproof) high-gloss

ivory **SI AI CD 6 W**
white **SI AI CD 6 WW**



for LS range

Ref.-no.

Thermoplastic (breakproof) high-gloss

ivory **SI AI LS 6 W**
white **SI AI LS 6 WW**
light grey **SI AI LS 6 LG**
black **SI AI LS 6 SW**

matt lacquered

matt snow white **SI AI LS 6 WWM**
matt graphite black **SI AI LS 6 SWM**

Metal versions

aluminium **SI AI AL 6**
stainless steel **SI AI ES 6**
anthracite (aluminium lacquered) **SI AI AL 6 AN**
dark (aluminium lacquered) **SI AI AL 6 D**

Video indoor stations

including cover kit and labelling foil without frame

The modules of the indoor station can be installed into multiple frames (horizontally or vertically). Installation in separate frames or surface caps is possible.

A supplementary supply is required for the operation of the video indoor station. Recommendation: NG 706-30/33-0 from Siedle (see Siedle planning manual).

Video indoor station 2.2''



for AS and A ranges

Ref.-no.

Thermoplastic (breakproof) high-gloss

ivory **SI VI A 622 W**
white **SI VI A 622 WW**
black **SI VI A 622 SW**

Thermoplastic (breakproof) lacquered

aluminium **SI VI A 622 AL**
champagne **SI VI A 622 CH**
mocha **SI VI A 622 MO**

matt lacquered

matt snow white **SI VI A 622 WWM**
matt graphite black **SI VI A 622 SWM**
matt anthracite **SI VI A 622 ANM**

Video indoor station 2.7"



for CD range

	Ref.-no.
Thermoplastic (breakproof) high-gloss	
ivory	SI VI CD 627 W
white	SI VI CD 627 WW

Video indoor station 2.7"



for LS range

	Ref.-no.
Thermoplastic (breakproof) high-gloss	
ivory	SI VI LS 627 W
white	SI VI LS 627 WW
light grey	SI VI LS 627 LG
black	SI VI LS 627 SW
matt lacquered	
matt snow white	SI VI LS 627 WWM
matt graphite black	SI VI LS 627 SWM
Metal versions	
aluminium	SI VI AL 627
stainless steel	SI VI ES 627
anthracite (aluminium lacquered)	SI VI AL 627 AN
dark (aluminium lacquered)	SI VI AL 627 D


Single components:

Audio module




for AS and A ranges

	Ref.-no.
Thermoplastic (breakproof) high-gloss	
ivory	SI AM A 5 W
white	SI AM A 5 WW
black	SI AM A 5 SW
Thermoplastic (breakproof) lacquered	
aluminium	SI AM A 5 AL
champagne	SI AM A 5 CH
mocha	SI AM A 5 MO
matt lacquered	
matt snow white	SI AM A 5 WWM
matt graphite black	SI AM A 5 SWM
matt anthracite	SI AM A 5 ANM



for CD range

	Ref.-no.
Thermoplastic (breakproof) high-gloss	
ivory	SI AM CD 5 W
white	SI AM CD 5 WW



for LS range

	Ref.-no.
Thermoplastic (breakproof) high-gloss	
ivory	SI AM LS 5 W
white	SI AM LS 5 WW
light grey	SI AM LS 5 LG
black	SI AM LS 5 SW
matt lacquered	
matt snow white	SI AM LS 5 WWM
matt graphite black	SI AM LS 5 SWM
Metal versions	
aluminium	SI AM AL 5
stainless steel	SI AM ES 5
anthracite (aluminium lacquered)	SI AM AL 5 AN
dark (aluminium lacquered)	SI AM AL 5 D

Standard push-button module

for audio module and as extension module for a Universal push-button module
To be completed with cover kit 3-gang (ref.no.: .. 503 TSA ..)



for AS and A ranges
including transparent cover ref.-no.: A 50 NA

Ref.-no.
SI TM A 5073

Cover kit see page 395



for CD range
including transparent cover ref.-no.: CD 50 NA

Ref.-no.
SI TM CD 5073

Cover kit see page 398



for LS range
including transparent cover ref.-no.: LS 50 NA

Ref.-no.
SI TM LS 5073

Cover kit see page 401

Universal push-button module

Is required for operation of a video module and when connecting a second push-button module (only in combination with supplementary supply, see Siedle planning manual).

To be completed with cover kit 3-gang (ref.no.: .. 503 TSA ..)



for AS and A ranges
including transparent cover ref.-no.: A 50 NA

Ref.-no.
SI TM A 5093

Cover kit see page 395



for CD range
including transparent cover ref.-no.: CD 50 NA

Ref.-no.
SI TM CD 5093

Cover kit see page 398



for LS range
including transparent cover ref.-no.: LS 50 NA

Ref.-no.
SI TM LS 5093

Cover kit see page 401

Video module 2.2"



for AS and A ranges

Ref.-no.
SI VM 22 A

Video module 2.7"



for CD range

Ref.-no.
SI VM 27 CD



for LS range

Ref.-no.
SI VM 27 LS

Connection cable



(spare part)
for connecting the modules in a multiple frame

Ref.-no.
SI AM-AK 22
SI VM-AK 22

red audio
black video

Technical data

Cable length: 220 mm

Connection cable



Using the optionally available connection cables, the modules can be positioned up to 500 mm apart from each other.

Ref.-no.
SI AM-AK 70
SI VM-AK 70

red audio
black video

Technical data

Cable length: 700 mm

Labelling foil

(spare part)
labelling foils with symbols, one for audio and one for video

for AS and A ranges



Ref.-no.
SI AV 6 A

for CD range



Ref.-no.
SI AV 6 CD



for LS range

Ref.-no.

SI AV 6 LS

Symbol cover audio



for AS and A ranges

with printed symbols
to clip on audio indoor station (ref.-no.: SI AI A 6 ..) or push-button modules (ref.-no.: SI TM A 5073, SI TM A 5093)
dimensions: 25 x 55 mm

Ref.-no.

Thermoplastic (breakproof) high-gloss

ivory **SI A6 A DC W**
white **SI A6 A DC WW**
black **SI A6 A DC SW**

Thermoplastic (breakproof) lacquered

aluminium **SI A6 A DC AL**
champagne **SI A6 A DC CH**
mocha **SI A6 A DC MO**

matt lacquered

matt snow white **SI A6 A DC WWM**
matt graphite black **SI A6 A DC SWM**
matt anthracite **SI A6 A DC ANM**

Symbol cover video



for AS and A ranges

with printed symbols
to clip on video indoor station (ref.-no.: SI VI A 622 ..) or push-button modules (ref.-no.: SI TM A 5073, SI TM A 5093)
dimensions: 25 x 55 mm

Ref.-no.

Thermoplastic (breakproof) high-gloss

ivory **SI V6 A DC W**
white **SI V6 A DC WW**
black **SI V6 A DC SW**

Thermoplastic (breakproof) lacquered

aluminium **SI V6 A DC AL**
champagne **SI V6 A DC CH**
mocha **SI V6 A DC MO**

matt lacquered

matt snow white **SI V6 A DC WWM**
matt graphite black **SI V6 A DC SWM**
matt anthracite **SI V6 A DC ANM**

Symbol cover audio



for CD range

with printed symbols
to clip on audio indoor station (ref.-no.: SI AI CD 6 ..) or push-button modules (ref.-no.: SI TM CD 5073, SI TM CD 5093)
dimensions: 33 x 68 mm

Ref.-no.

Thermoplastic (breakproof) high-gloss

ivory **SI A6 CD DC W**
white **SI A6 CD DC WW**

Symbol cover video



for CD range

with printed symbols
to clip on video indoor station (ref.-no.: SI VI CD 627 ..)
or push-button modules (ref.-no.: SI TM CD 5073, SI TM CD 5093)
dimensions: 33 x 68 mm

Ref.-no.

Thermoplastic (breakproof) high-gloss

ivory **SI V6 CD DC W**
white **SI V6 CD DC WW**

Symbol cover audio



for LS range

with printed symbols
to clip on audio indoor station (ref.-no.: SI AI LS 6 .., SI AI AL 6 .., SI AI ES 6) or push-button modules (ref.-no.: SI TM LS 5073, SI TM LS 5093)
dimensions: 33 x 70.5 mm

Ref.-no.

Thermoplastic (breakproof) high-gloss

ivory **SI A6 LS DC W**
white **SI A6 LS DC WW**
light grey **SI A6 LS DC LG**
black **SI A6 LS DC SW**

matt lacquered

matt snow white **SI A6 LS DC WWM**
matt graphite black **SI A6 LS DC SWM**

metal colours (thermoplastic lacquered)

aluminium **SI A6 AL DC**
stainless steel **SI A6 ES DC**
anthracite **SI A6 AL DC AN**
dark **SI A6 AL DC D**

Symbol cover video



for LS range

with printed symbols
to clip on video indoor station (ref.-no.: SI VI LS 627 .., SI VI AL 627, SI VI ES 627) or push-button modules (ref.-no.: SI TM LS 5073, SI TM LS 5093)
dimensions: 33 x 70.5 mm

Ref.-no.

Thermoplastic (breakproof) high-gloss

ivory **SI V6 LS DC W**
white **SI V6 LS DC WW**
light grey **SI V6 LS DC LG**
black **SI V6 LS DC SW**

matt lacquered

matt snow white **SI V6 LS DC WWM**
matt graphite black **SI V6 LS DC SWM**

metal colours (thermoplastic lacquered)

aluminium **SI V6 AL DC**
stainless steel **SI V6 ES DC**
anthracite **SI V6 AL DC AN**
dark **SI V6 AL DC D**

Connection block



(spare part)

Ref.-no.

2-gang **SI KB 2**
4-gang **SI KB 4**
6-gang **SI KB 6**

Terminating resistor video



(spare part)
A terminating resistor is connected between the TaM and TbM terminals of the audio module. This terminating resistor is required if the modular indoor station is the last device in a video line. If you loop the bus through the modular indoor station, this terminating resistor must be removed.

Ref.-no.
SI V-RC

Flush-mounted recessed box

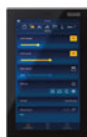


for Smart Panel ref.-no.: SP 0081 U
for Smart Control ref.-no.: SC 0081 U
cut-out dimensions (W x H): 212 x 124 mm
installation depth: 75 mm

can also be used for hollow wall installation

Ref.-no.
EBG 24

Smart Control 5



- For vertical installation
- Installation in flush box with dimensions according to DIN 49073
- Capacitive touchscreen
- Fanless, without rotating parts
- Door communication function only in combination with Siedle Smart Gateway SG 650-.. or SG 150-..

Ref.-no.
SC 5 SW

black

Power supply for rail mounting



for Smart Panel ref.-no.: SP 0081 U
for Smart Control ref.-no.: SC 0081 U
for Smart Control ref.-no.: SC 5 SW
rail mounting device, 4 rail units

Ref.-no.
NT 2415 REG VDC

Flush-mounted power supply



for Smart Control ref.-no.: SC 5 SW

Ref.-no.
NT 2405 VDC

Technical data

Input voltage: AC 230 V ~, 50/60 Hz
Output voltage: DC 24 V

Technical data

Input voltage: AC 100 ... 240 V ~, 50/60 Hz
Output voltage: DC 24 V SELV

Smart Control 8



- Mounting horizontally (recommended) or vertically
- Mounting in flush-mounted recessed box (ref.-no. EBG 24) or on flush box with dimensions according to DIN 49073 (recommendation: approx. 60 mm deep)
- Capacitive touchscreen
- Fanless, without rotating parts
- Door communication function only in combination with Siedle Smart Gateway SG 650-.. or SG 150-..

Ref.-no.
SC 0081 U

black

KNX Smart Panel 8




- Mounting horizontally (recommended) or vertically
- Mounting in flush-mounted recessed box (ref.-no. EBG 24) or on flush box with dimensions according to DIN 49073 (recommendation: approx. 60 mm deep)
- Capacitive touchscreen
- Fanless, without rotating parts
- Door communication function only in combination with Siedle Smart Gateway SG 650-.. or SG 150-..

Ref.-no.
SP 0081 U


black

Radio transmitters




Intuitive control of smart lighting systems: the JUNG radio transmitters combine wireless digital lighting control with the ergonomic handling of a light switch.

**RADIO TRANSMITTER
FOR PHILIPS HUE**

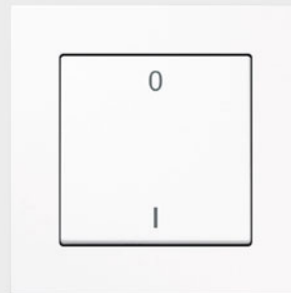


**RADIO TRANSMITTER
WITH BLUETOOTH LOW ENERGY**



**RADIO TRANSMITTER
WITH ENOCEAN**

The EnOcean Tool app is used for the configuration of EnOcean radio transmitters with NFC module: using a smartphone, the product parameters are determined and the devices are configured. In addition, the devices or product ID are read. A PIN code ensures secure access to the data in the NFC interface. The app is above all interesting for original equipment manufacturers and installers and is available at no charge in the app stores to download.



Attached quickly and cleanly

The JUNG radio transmitters ideally complement the JUNG switch ranges. The installation can be implemented flexibly using an adhesive pad or mounting plate. Both components are supplied with the product.

Installation on cavity walls/flush-mounting box

For the installation on a mounting box, the holder plate is screwed in below the switch. The transmitter module is then simply placed with its frame and buttons onto the holder plate – the JUNG radio transmitter is already securely and safely in position.



Friends of Hue radio transmitter

- Smart switch for wireless remote control of Philips Hue lamps
- For switching, dimming and controlling individual light scenes
- For residential use only
- Mounting on flush box with dimensions according to DIN 49073, screw fixing on walls or adhesive fixing on smooth, even surfaces (glass)
- Battery-free device without external power supply
- Transmitting energy is generated from mechanical energy of actuation (energy harvesting)
- Encrypted transmission with device-specific code
- Wireless standard ZigBee Green Power, compatible with Friends of Hue and Apple HomeKit
- Automatic range extension via Philips Hue lamps
- Simple commissioning and configuration via Philips Hue app and Hue Bridge V2 or higher

Technical data

Radio frequency:	2.402 ... 2.480 GHz
Transmission range	
in free field:	up to 175 m
in buildings:	approx. 20 m
Transmitting power:	7 dBm / 5 mW
Ambient temperature:	-5 ... +45 °C
Storage/transport temperature:	-25 ... +65 °C
Atmospheric humidity:	0 ... 95 % (no condensation)



A range

Friends of Hue radio transmitter




4-channel
max. 4 light scenes
including mounting plate, adhesive film and fastening screw

Ref.-no.

Thermoplastic (breakproof) high-gloss	
ivory	■ ■ FOH A 595
white	■ ■ FOH A 595 WW
black	■ ■ FOH A 595 SW
Thermoplastic (breakproof) lacquered	
aluminium	■ ■ FOH A 595 AL
matt lacquered	
matt snow white	■ FOH A 595 WWM
matt graphite black	■ FOH A 595 SWM
matt anthracite	■ FOH A 595 ANM

Friends of Hue radio transmitter set



4-channel
max. 4 light scenes
including mounting plate, adhesive film and fastening screw
including A 550 frame ref.: A 5581 BF WW

Ref.-no.

Thermoplastic (breakproof) high-gloss	
white	■ ■ FOHS A 550 595 WW

LS range

Friends of Hue radio transmitter




4-channel
max. 4 light scenes
including mounting plate, adhesive film and fastening screw

Ref.-no.

Thermoplastic (breakproof) high-gloss	
ivory	■ ■ FOH LS 995
white	■ ■ FOH LS 995 WW
light grey	■ ■ FOH LS 995 LG
black	■ ■ FOH LS 995 SW
matt lacquered	
matt snow white	■ FOH LS 995 WWM
matt graphite black	■ FOH LS 995 SWM
metal colours (thermoplastic lacquered)	
aluminium	■ FOH AL 2995-L
stainless steel	■ FOH ES 2995-L

Friends of Hue radio transmitter set

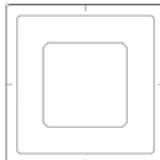


4-channel
max. 4 light scenes
including mounting plate, adhesive film and fastening screw
including LS 990 frame ref.: LS 981 WW

Ref.-no.

Thermoplastic (breakproof) high-gloss	
white	■ ■ FOHS LS 995 WW

Adhesive film for radio transmitter



(spare part)

Ref.-no.

80 KLEFO

Bluetooth® Low Energy radio transmitter

- Smart switch for wireless device control using wireless standard Bluetooth® Low Energy (BLE)
- For switching, dimming and controlling individual light scenes
- Mounting on flush box with dimensions according to DIN 49073, screw fixing on walls or adhesive fixing on smooth, even surfaces (glass)
- Battery-free device without external power supply
- Transmitting energy is generated from mechanical energy of actuation (energy harvesting)
- Encrypted transmission with AES-128 (CBC mode) and sequence counter
- Compatible with these wireless Bluetooth® systems: Casambi, XICATO Controls, Häfele Connect, WiSilica, Wirepas, Blu2Light (Vossloh Schwabe), Aruba, Fulham, Helvar
- Configuration interface: NFC Forum Type 2 Tag (ISO/IEC 14443 Part 2 + 3)
- Automatic range extension (depending on the system) via BT Mesh devices connected to the mains

Technical data

Radio frequency:	2.402 ... 2.480 GHz
Transmission range	
in free field:	up to 75 m
in buildings:	approx. 15 m
Transmitting power:	4 dBm / 2.5 mW
Ambient temperature:	-5 ... +45 °C
Storage/transport temperature:	-25 ... +65 °C
Atmospheric humidity:	0 ... 95 % (no condensation)



A range



2-channel
including mounting plate, adhesive film and fastening screw

Ref.-no.

Thermoplastic (breakproof) high-gloss

ivory	■ ■	BLE A 590
white	■ ■	BLE A 590 WW
black	■ ■	BLE A 590 SW

Thermoplastic (breakproof) lacquered

aluminium	■ ■	BLE A 590 AL
-----------	-----	--------------

matt lacquered

matt snow white	■	BLE A 590 WWM
matt graphite black	■	BLE A 590 SWM
matt anthracite	■	BLE A 590 ANM



4-channel
including mounting plate, adhesive film and fastening screw

Ref.-no.

Thermoplastic (breakproof) high-gloss

ivory	■ ■	BLE A 595
white	■ ■	BLE A 595 WW
black	■ ■	BLE A 595 SW

Thermoplastic (breakproof) lacquered

aluminium	■ ■	BLE A 595 AL
-----------	-----	--------------

matt lacquered

matt snow white	■	BLE A 595 WWM
matt graphite black	■	BLE A 595 SWM
matt anthracite	■	BLE A 595 ANM

LS range



2-channel
including mounting plate, adhesive film and fastening screw

Ref.-no.

Thermoplastic (breakproof) high-gloss

ivory	■ ■	BLE LS 990
white	■ ■	BLE LS 990 WW
light grey	■ ■	BLE LS 990 LG
black	■ ■	BLE LS 990 SW

matt lacquered

matt snow white	■	BLE LS 990 WWM
matt graphite black	■	BLE LS 990 SWM

metal colours (thermoplastic lacquered)

aluminium	■	BLE AL 2990-L
stainless steel	■	BLE ES 2990-L



4-channel
including mounting plate, adhesive film and fastening screw

Ref.-no.

Thermoplastic (breakproof) high-gloss

ivory	■ ■	BLE LS 995
white	■ ■	BLE LS 995 WW
light grey	■ ■	BLE LS 995 LG
black	■ ■	BLE LS 995 SW

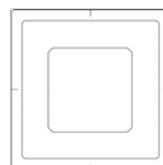
matt lacquered

matt snow white	■	BLE LS 995 WWM
matt graphite black	■	BLE LS 995 SWM

metal colours (thermoplastic lacquered)

aluminium	■	BLE AL 2995-L
stainless steel	■	BLE ES 2995-L

Adhesive film for radio transmitter



(spare part)

Ref.-no.

80 KLEFO

EnOcean radio transmitters

- Radio transmitter for the transmission of switching, dimming or shutter commands to radio receivers of the EnOcean radio system
- Mounting on flush box with dimensions according to DIN 49073, screw fixing on walls or adhesive fixing on smooth, even surfaces (glass)
- Battery-free device without external power supply
- Transmitting energy is generated from mechanical energy of actuation (energy harvesting)
- Configuration interface: NFC Forum Type 2 Tag (ISO/IEC 14443 Part 2 + 3)
- Optional: Encrypted transmission with AES-128 and sequence counter

Technical data

Carrier frequency:	868 MHz (ASK)
Transmission range	
in free field:	up to 300 m
in buildings:	approx. 30 m
Transmitting power:	-1.9 dBm / 0.7 mW
Ambient temperature:	-5 ... +45 °C
Storage/transport temperature:	-25 ... +65 °C
Atmospheric humidity:	0 ... 95 % (no condensation)



AS and A ranges

EnOcean radio transmitter



2-channel
including mounting plate, adhesive film and fastening screw

	Ref.-no.
Thermoplastic (breakproof) high-gloss	
ivory	■ ■ ENO A 590
white	■ ■ ENO A 590 WW
black	■ ■ ENO A 590 SW
Thermoplastic (breakproof) lacquered	
aluminium	■ ■ ENO A 590 AL
matt lacquered	
matt snow white	■ ■ ENO A 590 WWM
matt graphite black	■ ■ ENO A 590 SWM
matt anthracite	■ ■ ENO A 590 ANM

EnOcean radio transmitter with symbols 0 I



2-channel
including mounting plate, adhesive film and fastening screw

	Ref.-no.
Thermoplastic (breakproof) high-gloss	
ivory	ENO A 590-01
white	ENO A 590-01 WW
black	ENO A 590-01 SW
Thermoplastic (breakproof) lacquered	
aluminium	ENO A 590-01 AL
matt lacquered	
matt snow white	ENO A 590-01 WWM
matt graphite black	ENO A 590-01 SWM
matt anthracite	ENO A 590-01 ANM

EnOcean radio transmitter with symbols ▲▼



2-channel
including mounting plate, adhesive film and fastening screw

	Ref.-no.
Thermoplastic (breakproof) high-gloss	
ivory	ENO A 590 P
white	ENO A 590 P WW
black	ENO A 590 P SW
Thermoplastic (breakproof) lacquered	
aluminium	ENO A 590 P AL
matt lacquered	
matt snow white	ENO A 590 P WWM
matt graphite black	ENO A 590 P SWM
matt anthracite	ENO A 590 P ANM

EnOcean radio transmitter



4-channel
including mounting plate, adhesive film and fastening screw

	Ref.-no.
Thermoplastic (breakproof) high-gloss	
ivory	■ ■ ENO A 595
white	■ ■ ENO A 595 WW
black	■ ■ ENO A 595 SW
Thermoplastic (breakproof) lacquered	
aluminium	■ ■ ENO A 595 AL
matt lacquered	
matt snow white	■ ■ ENO A 595 WWM
matt graphite black	■ ■ ENO A 595 SWM
matt anthracite	■ ■ ENO A 595 ANM

EnOcean radio transmitter with symbols 0 I



4-channel
including mounting plate, adhesive film and fastening screw

	Ref.-no.
Thermoplastic (breakproof) high-gloss	
ivory	ENO A 595-01
white	ENO A 595-01 WW
black	ENO A 595-01 SW
Thermoplastic (breakproof) lacquered	
aluminium	ENO A 595-01 AL
matt lacquered	
matt snow white	ENO A 595-01 WWM
matt graphite black	ENO A 595-01 SWM
matt anthracite	ENO A 595-01 ANM

EnOcean radio transmitter with symbols ▲▼



4-channel
including mounting plate, adhesive film and fastening screw

Ref.-no.

Thermoplastic (breakproof) high-gloss

ivory ENO A 595 MP
white ENO A 595 MP WW
black ENO A 595 MP SW

Thermoplastic (breakproof) lacquered

aluminium ENO A 595 MP AL
matt lacquered
matt snow white ENO A 595 MP WWM
matt graphite black ENO A 595 MP SWM
matt anthracite ENO A 595 MP ANM

EnOcean radio transmitter with symbols 0 I and ▲▼



4-channel
including mounting plate, adhesive film and fastening screw

Ref.-no.

Thermoplastic (breakproof) high-gloss

ivory ENO A 595 P01
white ENO A 595 P01 WW
black ENO A 595 P01 SW

Thermoplastic (breakproof) lacquered

aluminium ENO A 595 P01 AL
matt lacquered
matt snow white ENO A 595 P01 WWM
matt graphite black ENO A 595 P01 SWM
matt anthracite ENO A 595 P01 ANM

EnOcean module

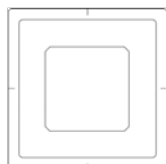


for AS and A ranges
(spare part)

Ref.-no.

for 2- and 4-channel applications ENO A 42 F

Adhesive film for radio transmitter



(spare part)

Ref.-no.

80 KLEFO

LS range

EnOcean radio transmitter



2-channel
including mounting plate, adhesive film and fastening screw

Ref.-no.

Thermoplastic (breakproof) high-gloss

ivory ■■ ENO LS 990
white ■■ ENO LS 990 WW
light grey ■ ENO LS 990 LG
black ■■ ENO LS 990 SW

matt lacquered

matt snow white ■ ENO LS 990 WWM
matt graphite black ■ ENO LS 990 SWM

metal colours (thermoplastic lacquered)

aluminium ■ ENO AL 2990-L
stainless steel ■ ENO ES 2990-L

EnOcean radio transmitter with symbols 0 I



2-channel
including mounting plate, adhesive film and fastening screw

Ref.-no.

Thermoplastic (breakproof) high-gloss

ivory ENO LS 990-01
white ENO LS 990-01 WW
light grey ENO LS 990-01 LG
black ENO LS 990-01 SW

matt lacquered

matt snow white ENO LS 990-01 WWM
matt graphite black ENO LS 990-01 SWM

metal colours (thermoplastic lacquered)

aluminium ENO AL 2990-01-L
stainless steel ENO ES 2990-01-L

EnOcean radio transmitter with symbols ▲▼



2-channel
including mounting plate, adhesive film and fastening screw

Ref.-no.

Thermoplastic (breakproof) high-gloss

ivory ENO LS 990 P
white ENO LS 990 P WW
light grey ENO LS 990 P LG
black ENO LS 990 P SW

matt lacquered

matt snow white ENO LS 990 P WWM
matt graphite black ENO LS 990 P SWM

metal colours (thermoplastic lacquered)

aluminium ENO AL 2990 P-L
stainless steel ENO ES 2990 P-L

EnOcean radio transmitter



4-channel
including mounting plate, adhesive film and fastening screw

Ref.-no.

Thermoplastic (breakproof) high-gloss

ivory	■ ■	ENO LS 995
white	■ ■	ENO LS 995 WW
light grey	■ ■	ENO LS 995 LG
black	■ ■	ENO LS 995 SW
matt lacquered		
matt snow white	■ ■	ENO LS 995 WWM
matt graphite black	■ ■	ENO LS 995 SWM
metal colours (thermoplastic lacquered)		
aluminium	■ ■	ENO AL 2995-L
stainless steel	■ ■	ENO ES 2995-L

EnOcean radio transmitter with symbols 0 I and ▲▼



4-channel
including mounting plate, adhesive film and fastening screw

Ref.-no.

Thermoplastic (breakproof) high-gloss

ivory	ENO LS 995 P01
white	ENO LS 995 P01 WW
light grey	ENO LS 995 P01 LG
black	ENO LS 995 P01 SW
matt lacquered	
matt snow white	ENO LS 995 P01 WWM
matt graphite black	ENO LS 995 P01 SWM
metal colours (thermoplastic lacquered)	
aluminium	ENO AL 2995 P01-L
stainless steel	ENO ES 2995 P01-L

EnOcean radio transmitter with symbols 0 I



4-channel
including mounting plate, adhesive film and fastening screw

Ref.-no.

Thermoplastic (breakproof) high-gloss

ivory	ENO LS 995-01
white	ENO LS 995-01 WW
light grey	ENO LS 995-01 LG
black	ENO LS 995-01 SW
matt lacquered	
matt snow white	ENO LS 995-01 WWM
matt graphite black	ENO LS 995-01 SWM
metal colours (thermoplastic lacquered)	
aluminium	ENO AL 2995-01-L
stainless steel	ENO ES 2995-01-L

EnOcean module



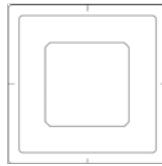
for LS range
(spare part)

Ref.-no.

for 2- and 4-channel applications

ENO LS 42 F

Adhesive film for radio transmitter



(spare part)

Ref.-no.

80 KLEFO

EnOcean radio transmitter with symbols ▲▼



4-channel
including mounting plate, adhesive film and fastening screw

Ref.-no.

Thermoplastic (breakproof) high-gloss


ivory	ENO LS 995 MP
white	ENO LS 995 MP WW
light grey	ENO LS 995 MP LG
black	ENO LS 995 MP SW
matt lacquered	
matt snow white	ENO LS 995 MP WWM
matt graphite black	ENO LS 995 MP SWM
metal colours (thermoplastic lacquered)	
aluminium	ENO AL 2995 MP-L
stainless steel	ENO ES 2995 MP-L

System inserts


MODULAR SYSTEM

230 V

System inserts




JUNG HOME




1-gang push-button 2-gang push-button Motion detector 1.10 m Room thermostat display

eNet SMART HOME




1-gang push-button standard 1-gang push-button standard with arrow symbols 1-gang push-button universal 1-gang push-button universal with arrow symbols

LB Management



Timer display 1-gang push-button Motion detector 1.10 m Room thermostat display

KNX



KNX RF 1-gang push-button KNX RF 1-gang push-button with arrow symbols KNX RF 2-gang push-button KNX RF 2-gang push-button with arrow symbols

The electronic system inserts cover numerous functions for lighting, shading and temperature control. They form the basic infrastructure in the building. The small mounting depth, a stable steel retaining plate and integrated mounting claws make the installation of the system inserts suitable for craftspeople.

Standard blinds insert



without satellite input
 for covers JUNG HOME ref.-no.: BT .. 17101 .., BT .. 17102 ..
 for covers eNet ref.-no.: FM .. 1700 .., FM .. 1701 ..
 for covers LB Management ref.-no.: .. 1700 .., .. 1750 D ..
 for covers KNX RF ref.-no.: .. 1091 1ST RF ..,
 .. 1092 1ST RF ..

- Controlling electrically driven blinds, shutters and awnings
- Automatic control via timer
- Pole changing of outputs for simplified commissioning
- Saving of a ventilation position possible using the cover

Ref.-no.
1730 JE

Technical data

Rated voltage:	AC 230 V ~
Mains frequency:	50/60 Hz
Connected load	
Motors:	700 W

Universal blinds insert



with satellite input
 for covers JUNG HOME ref.-no.: BT .. 17101 .., BT .. 17102 ..
 for covers eNet ref.-no.: FM .. 1700 .., FM .. 1701 ..
 for covers LB Management ref.-no.: .. 1700 .., .. 1750 D ..
 for covers KNX RF ref.-no.: .. 1091 1ST RF ..,
 .. 1092 1ST RF ..

- Controlling electrically driven blinds, shutters and awnings
- Automatic control via timer
- The integration into group controls or master controls is possible by means of extension inputs
- Wind alarm interlock via satellite input
- Pole changing of outputs for simplified commissioning
- Saving of a ventilation position possible using the cover

Ref.-no.
1731 JE

Technical data

Rated voltage:	AC 230 V ~
Mains frequency:	50/60 Hz
Connected load	
Motors:	700 W

Decoupling relays and weather station: starting from page 144

Standard touch dimmer insert LED



without satellite input
 for covers JUNG HOME ref.-no.: BT .. 17101 ..,
 BT .. 17102 .., BT .. 17181 .., BT .. 17182 .., BT 17361 ..
 for covers eNet ref.-no.: FM .. 1700 .., FM .. 1701 ..
 for covers LB Management ref.-no.: .. 1700 .., .. 1750 D ..,
 .. 17180 .., .. 17280 ..
 for covers KNX RF ref.-no.: .. 1091 1ST RF ..,
 .. 1092 1ST RF ..

Ref.-no.
1710 DE

Technical data

Rated voltage:	AC 230 V ~
Mains frequency:	50/60 Hz
Connected load at 25 °C	
Incandescent lamps:	20 ... 210 W
HV halogen lamps:	20 ... 210 W
Electronic transformers:	20 ... 210 W
Electronic transformers with LV LED:	typical 20 ... 60 W
Inductive transformers:	20 ... 210 VA
Inductive transformers with LV LED:	typical 20 ... 60 VA
Dimmable HV LED lamps:	typical 3 ... 60 W

With setting "LED trailing edge phase control" the max. connection power for HV LED lamps and electronic transformers with LV LED doubles.

Universal touch dimmer insert LED



with satellite input
 for covers JUNG HOME ref.-no.: BT .. 17101 ..,
 BT .. 17102 .., BT .. 17181 .., BT .. 17182 .., BT 17361 ..
 for covers eNet ref.-no.: FM .. 1700 .., FM .. 1701 ..
 for covers LB Management ref.-no.: .. 1700 .., .. 1750 D ..,
 .. 17180 .., .. 17280 ..
 for covers KNX RF ref.-no.: .. 1091 1ST RF ..,
 .. 1092 1ST RF ..

Ref.-no.
1711 DE

Technical data

Rated voltage:	AC 230 V ~
Mains frequency:	50/60 Hz
Connected load at 25 °C	
Incandescent lamps:	20 ... 420 W
HV halogen lamps:	20 ... 420 W
Electronic transformers:	20 ... 420 W
Electronic transformers with LV LED:	typical 20 ... 100 W
Inductive transformers:	20 ... 420 VA
Inductive transformers with LV LED:	typical 20 ... 100 VA
Dimmable HV LED lamps:	typical 3 ... 100 W

Operating mode LED trailing edge phase control: Rated power for HV LED lamps, typ. 3 ... 400 W, electronic transformers with LV LED typ. 20 ... 200 W.

Universal 2-gang touch dimmer insert LED



with satellite input
 for covers JUNG HOME ref.-no.: BT .. 17101 ..,
 BT .. 17102 .., BT 17361 ..
 for covers LB Management ref.-no.: .. 1702 ..
 for covers KNX RF ref.-no.: .. 1091 1ST RF ..,
 .. 1092 1ST RF ..

Ref.-no.
1712 DE

Technical data

Rated voltage:	AC 230 V ~
Mains frequency:	50/60 Hz
Connected load per output at 25 °C	
Incandescent lamps:	20 ... 210 W
HV halogen lamps:	20 ... 210 W
Electronic transformers:	20 ... 210 W
Electronic transformers with LV LED:	typical 20 ... 50 W
Inductive transformers:	20 ... 210 VA
Inductive transformers with LV LED:	typical 20 ... 50 VA
Dimmable HV LED lamps:	typical 3 ... 50 W

With setting "LED trailing edge phase control" the max. connection power for HV LED lamps and electronic transformers with LV LED doubles.

Power DALI push-button controller TW



with satellite input
 for covers JUNG HOME ref.-no.: BT .. 17101 ..,
 BT .. 17102 .., BT .. 17181 .., BT .. 17182 .., BT 17361 ..
 for covers eNet ref.-no.: FM .. 1700 .., FM .. 1701 ..
 for covers LB Management ref.-no.: .. 1700 .., .. 1702 ..,
 .. 1750 D .., .. 17180 .., .. 17280 ..
 for covers KNX RF ref.-no.: .. 1091 1ST RF ..,
 .. 1092 1ST RF ..

- Switching and brightness setting for luminaires with DALI interface
- Setting of colour temperature for luminaires with DALI Device Type 8 for tunable white acc. to IEC 62386-209
- With device generation V05 or higher: DALI-2 certified
- DALI supply for a maximum of 18 DALI subscribers

Ref.-no.
1713 DSTE

Technical data

Rated voltage:	AC 230 V ~
Mains frequency:	50/60 Hz
Rated voltage DALI:	DC 16 V (typ.)
Output current:	max. 36 mA
Colour temperature setting:	2,000 ... 10,000 K
Number of DALI devices:	max. 18

Relay switch insert, 1-channel

with satellite input
for covers JUNG HOME ref.-no.: BT .. 17101 ..,
BT .. 17102 .., BT .. 17181 .., BT .. 17182 .., BT .. 1791 ..,
BT 17361 ..
for covers eNet ref.-no.: FM .. 1700 .., FM .. 1701 ..
for covers LB Management ref.-no.: .. 1700 .., .. 1750 D ..,
.. 17180 .., .. 17280 .., .. 1790 D ..
for covers KNX RF ref.-no.: .. 1091 1ST RF ..

.. 1092 1ST RF ..

Ref.-no.**1701 SE****Technical data**

Rated voltage:	AC 230 V ~
Mains frequency:	50/60 Hz
Connected load at 35 °C	
Incandescent lamps:	2300 W
HV halogen lamps:	2300 W
Electronic transformers:	1500 W
Inductive transformers:	1000 VA
HV LED lamps:	typical 400 W
Fluorescent lamps non-compensated:	1200 VA
Capacitive load:	920 VA (115 µF)
Switching current at 35 °C	
Motor switching current:	6 A
Number of valve drives:	1 ... 10

Relay switch insert with floating contact, 1-channel

with satellite input
for covers JUNG HOME ref.-no.: BT .. 17101 ..,
BT .. 17102 .., BT .. 17181 .., BT .. 17182 .., BT .. 1791 ..,
BT 17361 ..
for covers eNet ref.-no.: FM .. 1700 .., FM .. 1701 ..
for covers LB Management ref.-no.: .. 1700 .., .. 1750 D ..,
.. 17180 .., .. 17280 .., .. 1790 D .. (as of version V03)
for covers KNX RF ref.-no.: .. 1091 1ST RF ..

.. 1092 1ST RF ..

Ref.-no.**1701 PSE****Technical data**

Rated voltage:	AC 230 V ~
Mains frequency:	50/60 Hz
Connected load at 35 °C	
Incandescent lamps:	2300 W
HV halogen lamps:	2000 W
Electronic transformers:	1500 W
Inductive transformers:	1000 VA
HV LED lamps:	typical 400 W
Fluorescent lamps non-compensated:	920 VA
Capacitive load:	920 VA (115 µF)
Number of valve drives:	1 ... 10

Relay switch insert, 2-channel

with satellite input
for covers JUNG HOME ref.-no.: BT .. 17101 ..,
BT .. 17102 .., BT .. 17181 .., BT .. 17182 .., BT .. 1791 ..,
BT 17361 ..
for covers eNet ref.-no.: FM .. 1700 .., FM .. 1701 ..
for covers LB Management ref.-no.: .. 1700 .., .. 1702 ..,
.. 1750 D .., .. 17180 .., .. 17280 ..
for covers KNX RF ref.-no.: .. 1091 1ST RF ..

.. 1092 1ST RF ..

Ref.-no.**1702 SE****Technical data**

Rated voltage:	AC 230 V ~
Mains frequency:	50/60 Hz
Connected load per channel for 25 °C	
Incandescent lamps:	1500 W
HV halogen lamps:	1500 W
Electronic transformers:	1000 W
Inductive transformers:	625 VA
HV LED lamps:	typical 400 W
Fluorescent lamps non-compensated:	750 VA
Capacitive load:	580 VA (70 µF)
Switching current per channel for 25 °C	
Motors:	3 A (cos φ = 0.68)

Electronic switch insert, 1-channel

with satellite input
for covers JUNG HOME ref.-no.: BT .. 17101 ..,
BT .. 17102 .., BT .. 17181 .., BT .. 17182 .., BT .. 1791 ..,
BT 17361 ..
for covers eNet ref.-no.: FM .. 1700 .., FM .. 1701 ..
for covers LB Management ref.-no.: .. 1700 .., .. 1750 D ..,
.. 17180 .., .. 17280 .., .. 1790 D ..
for covers KNX RF ref.-no.: .. 1091 1ST RF ..

.. 1092 1ST RF ..

Ref.-no.**1704 ESE****Technical data**

Rated voltage:	AC 230 V ~
Mains frequency:	50/60 Hz
Connected load at 25 °C	
Incandescent lamps:	20 ... 400 W
HV halogen lamps:	20 ... 400 W
Electronic transformers:	20 ... 400 W
Electronic transformers with LV LED:	20 ... 100 W
Inductive transformers:	20 ... 400 VA
Inductive transformers with LV LED:	20 ... 100 VA
HV LED lamps:	typical 3 ... 100 W
When operating with neutral conductor or without neutral conductor in operating mode LED trailing edge phase control: Connection power for HV LED lamps typ. 3 ... 200 W, electronic transformers with LV LED typ. 20 ... 200 W.	
When using LED lamps that are not dimmable the neutral conductor must be connected.	
Number of valve drives:	1 ... 10

Satellite insert 2-wire

for covers LB Management ref.-no.: .. 1700 ..

- Extension unit operation of suitable inserts

Ref.-no.**1720 NE****Satellite insert 3-wire, power supply**

for covers JUNG HOME ref.-no.: BT .. 17101 ..,
BT .. 17102 .., BT .. 17181 .., BT .. 17182 .., BT 17361 ..
for covers eNet ref.-no.: FM .. 1700 .., FM .. 1701 ..
for covers LB Management ref.-no.: .. 1700 .., .. 1702 ..,
.. 1750 D .., .. 17180 .., .. 17280 ..
for covers KNX RF ref.-no.: .. 1091 1ST RF ..,
.. 1092 1ST RF ..

- Extension unit operation of suitable inserts
- Neutral conductor required

Ref.-no.**1723 NE****Pulse insert**

for covers LB Management ref.-no.: .. 1700 .., .. 17180 .., .. 17280 ..

- Manual or automatic control of the power unit ref.-no. 1208 REG

Ref.-no.**1708 IE****Technical data**

Rated voltage:	AC 230 V ~
Mains frequency:	50 Hz
Power consumption:	0.25 ... 0.45 W
Current consumption:	approx. 2.8 mA
Pulse duration:	approx. 60 ms
Pulse interval:	approx. 8 s

Power unit for rail mounting



Product characteristics

- Run-on time adjustable
 - Electronic overload protection for the control input
- Four different operating modes can be set:
- Automatic function without switch-off warning
 - Automatic function with switch-off warning
 - Light switched ON continuously
 - Light switched OFF continuously

Automatic switching of light

The pulse insert is combined with a motion detector cover. As soon as the brightness drops below a value set on the motion detector cover and motions are detected, the pulse insert sends a switch-on signal cyclically to the automatic RMD. The latter switches on the light for the set run-on time. After the run-on time has elapsed, the automatic RMD switches the light off. After switch-off, pulse inserts with motion detector covers will not detect any motions for approx. 3 seconds.

Ref.-no.

1208 REG

Technical data

Rated voltage:	AC 230 V ~
Mains frequency:	50 Hz
Power consumption:	approx. 1 W
Run-on time:	approx. 10 s ... 15 min
Permissible current for control input A1:	max. 40 mA
Switching voltage:	AC 250 V ~
Switching current	
Ohmic:	16 A
Switch-on current 20 ms:	max. 165 A
Connected load	
Incandescent lamps:	2300 W
HV halogen lamps:	2300 W
HV LED lamps:	400 W
Fluorescent lamps parallel compensated:	920 W
Fluorescent lamps non-compensated:	1200 VA
Fluorescent lamps lead-lag circuit:	2300 W / 140 µF
Electronic transformers:	1500 W
Inductive transformers:	1000 VA
Electronic ballast:	depending on type
Mounting width:	18 mm (1 rail unit)

External temperature sensor



for room thermostat ref.-no. 1790 RTR, TR D .. 1790 ..
 The sensor cable can be connected using a bifilar cable of 1.5 mm² in diameter that is suitable for mains voltage. When installed in a cable duct or near high voltage current cables, a shielded cable must be used.

Also suitable as external temperature sensor for the following KNX devices, ref.-no.:

.. 2178 TS .., .. 2178 ORTS .., .. 5292 D 1ST, .. 5294 D 1ST, 2177 SV R, 23066 REGHE, 23001 1S U, 23002 1S U, 39001 1S U, .. 459 D 1S .., 4000.. 1S E

Ref.-no.

■ **FF NTC**

Technical data

Dimensions (Ø x H):	7.8 x 28 mm
Cable length:	4 m (can be extended up to 50 m)
Degree of protection:	IP67

Room thermostat insert



with sensor connection
 for covers JUNG HOME ref.-no.: BT .. 1791 ..
 for covers LB Management ref.-no.: .. 1790 D ..
 for covers KNX RF ref.-no.: .. 1091 1ST RF ..,
 .. 1092 1ST RF ..

- Switching of electric underfloor heating systems and electrothermal valve drives
- Pulse width modulation (PWM) or two-point control (on/off)
- External sensor (ref.-no.: FF NTC) can be connected
- Input for switching to cooling mode
- Interrupts the heating process after 60 minutes (overheating protection of a heater)

Ref.-no.

1790 RTR

Technical data


Rated voltage:	AC 230 V ~
Mains frequency:	50/60 Hz
Stand-by power depending on the cover:	approx. 0.1 ... 0.5 W
Switching current 230 V AC1:	10 mA ... 16 A
Connected load:	max. 3,600 W
Number of valve drives:	1 ... 10

JUNG HOME room thermostat displays see page 108

LB Management room thermostat displays see page 138

Thermal valve drive see page 146

JUNG HOME



With the JUNG HOME SCHUKO® socket Energy, the energy consumption is measured and visualised in the JUNG HOME app. It can be switched via the JUNG HOME app, the smart push-buttons and on the socket itself.

JUNG HOME at a glance

Light, shade, temperature: at its core, JUNG HOME consists of system inserts, covers and sockets. Locally networked using Bluetooth® Mesh.



1-gang push-button



Motion detector
2.20 m



Presence detector



Room thermostat display



2-gang push-button



Motion detector
1.10 m



Switch actuator 1-gang
mini with 2 binary inputs



Room thermostat display



Touch dimmer
standard LED



Touch dimmer
universal LED



Relay switch insert,
2-channel



Relay switch insert,
1-channel



Room thermostat
insert



Relay switch insert,
1-channel



2-gang touch
dimmer
universal LED



Power-DALI-
push-button
controller TW



Electronic switch
insert, 1-channel



Relay switch insert,
with floating contact



Electronic switch
insert, 1-channel



Relay switch insert,
with floating contact



Satellite insert
3-wire,
power supply



Satellite insert
3-wire,
power supply



Satellite insert
3-wire,
power supply



Control and dim lighting



Switch electrical loads



Control temperature

Bluetooth® MESH



1-gang push-button with arrow symbols



SCHUKO® socket
SCHUKO® socket Energy

SAFETY+



2-gang push-button with arrow symbols

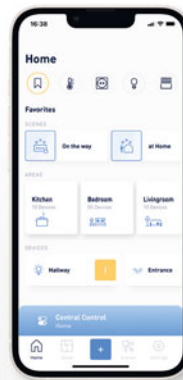


Blinds actuator 1-gang mini with 2 binary inputs



French/Belgian socket
French/Belgian socket Energy

SAFETY+



JUNG HOME app



1-gang rocker



2-gang rocker



1-gang rocker with arrow symbols



2-gang rocker with arrow symbols

230 Volt

Battery powered




Standard blinds insert



Universal blinds insert



Satellite insert 3-wire, power supply


Operate blinds


Switch electrical loads –
measure energy consumption



JUNG HOME gateway








Voice control

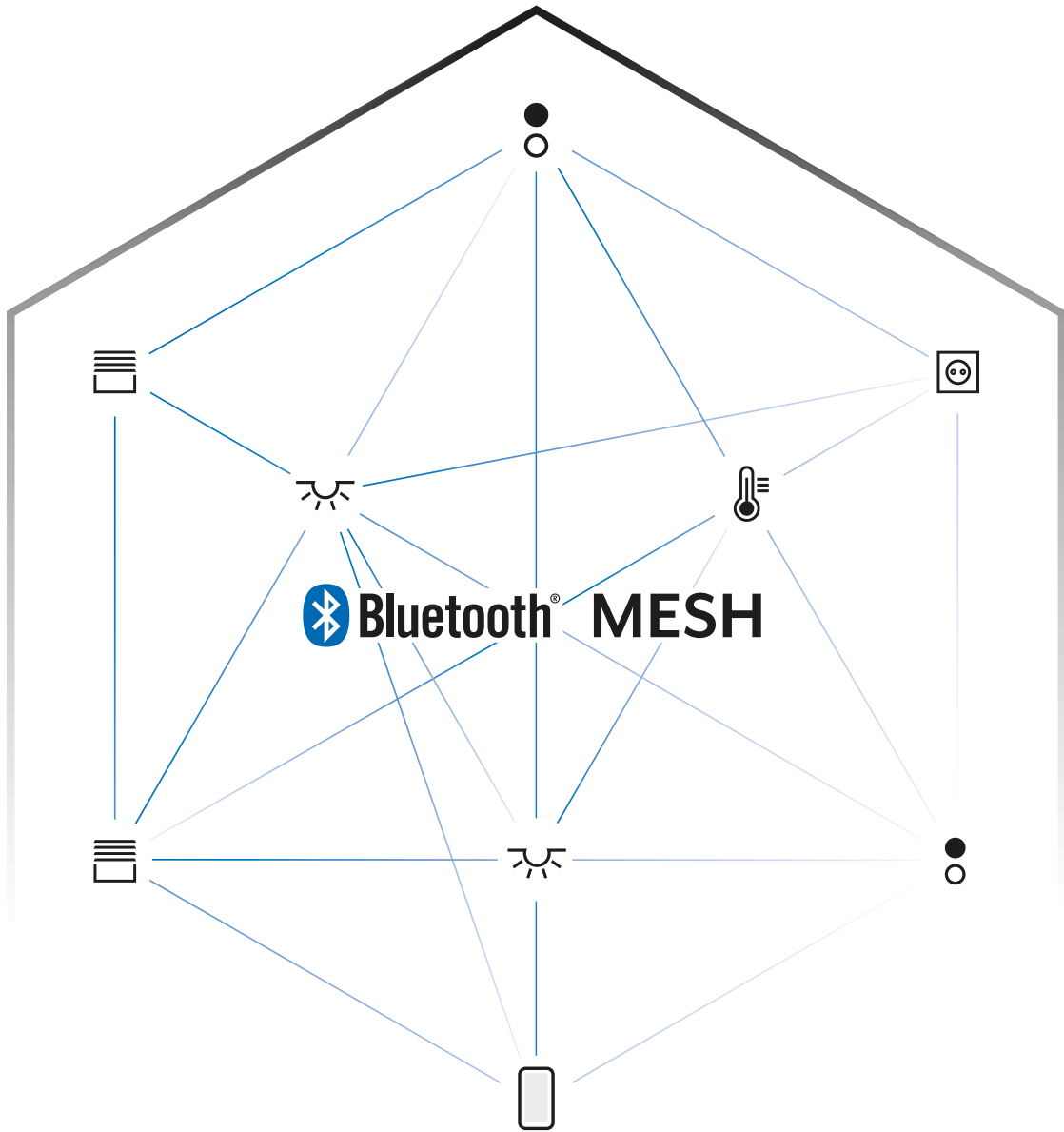


Push-button, 1-gang, battery powered



Push-button, 2-gang, battery powered

   
Operate wirelessly



The system works locally with the JUNG HOME app.



The data stay secure and do not ever reach the Internet.



Automatically secure with 128-bit encryption and authentication.

Bluetooth® with mesh capability: several products are connected to form a meshed wireless network and can therefore pass on information. The technology is particularly useful when the products are not within direct radio range of each other.

JUNG HOME SCHUKO® socket**with enhanced contact protection / shutter (Safety Plus)**with screw terminals for rigid and flexible wires up to 2.5 mm²

Supporting frame, claws and claw screws are integrated into the earth protection.

Intended use

- Manual or automatic switching of lighting and common household devices
- Wireless linking with JUNG HOME system devices
- For use in dry indoor areas
- Installation in flush box with dimensions according to DIN 49073
- Depth of flush box (inner dimension): min. 53 mm

Product characteristics

- Commissioning and operation using JUNG HOME app with mobile device (smartphone or tablet) via Bluetooth®
- Button for switching
- Multi-coloured status indicator with optional night mode
- Disabling of local operation
- Up to 16 time programs
- Switch-on delay / switch-off delay
- Including the load in areas (groups), central functions and scenes
- Activate/deactivate automatic functions using the JUNG HOME app
- Automatic date and time update when connecting with smartphone
- Integrated 16 A switch actuator
- Bluetooth® Mesh for fully encrypted wireless communication and repeater function
- Can be updated using JUNG HOME app

Available in future via update:(Notes on updates and schedules can be found at jung.group/junghome)

- Disable and forced operation: continuous ON/OFF or ON/OFF for fixed time
- Time programs with sunrise or sunset (astro timer)
- Time programs with random timing

Technical data

Rated voltage:	AC 220 ... 250 V ~
Mains frequency:	50/60 Hz
Stand-by power:	max. 0.25 W
Ambient temperature:	-5 ... +45 °C
Transport temperature:	-25 ... +70 °C
Storage temperature:	-5 ... +45 °C
Relative humidity:	20 ... 70 % (no condensation)
Accuracy per month:	± 13 s
Power reserve:	min. 4 h
Switching current at 25 °C	
Ohmic:	16 A
Motors:	4.3 A (@ cos φ 0.6)
Connected load	
Incandescent lamps:	2300 W
HV halogen lamps:	2300 W
Electronic transformers:	1500 W
Inductive transformers:	1000 VA
HV LED lamps:	typical 400 W
Compact fluorescent lamps:	typical 400 W
Fluorescent lamps non-compensated:	920 VA
Installation depth:	45 mm
Radio frequency:	2402.0 ... 2480.0 MHz
Transmitting power:	max. 10 mW (class 1.5)
Transmission range in buildings:	approx. 30 m



for AS and A ranges

Ref.-no.**Thermoplastic (breakproof) high-gloss**

ivory	■ ■	BT A 1521 S
white	■ ■	BT A 1521 S WW
black	■ ■	BT A 1521 S SW

Thermoplastic (breakproof) lacquered

aluminium	■ ■	BT A 1521 S AL
champagne	■ ■	BT A 1521 S CH
mocha	■ ■	BT A 1521 S MO

matt lacquered

matt snow white	■ ■	BT A 1521 S WWM
matt graphite black	■ ■	BT A 1521 S SWM
matt anthracite	■ ■	BT A 1521 S ANM



for CD range

Ref.-no.**Thermoplastic (breakproof) high-gloss**

ivory	■ ■	BT CD 1521 S
white	■ ■	BT CD 1521 S WW
brown	■ ■	BT CD 1521 S BR
grey	■ ■	BT CD 1521 S GR
light grey	■ ■	BT CD 1521 S LG
black	■ ■	BT CD 1521 S SW

metal colours (thermoplastic lacquered)

gold-bronze	■ ■	BT CD 1521 S GB
platinum	■ ■	BT CD 1521 S PT



for LS range

Ref.-no.**Thermoplastic (breakproof) high-gloss**

ivory	■ ■	BT LS 1521 S
white	■ ■	BT LS 1521 S WW
light grey	■ ■	BT LS 1521 S LG
black	■ ■	BT LS 1521 S SW

matt lacquered

matt snow white	■ ■	BT LS 1521 S WWM
matt graphite black	■ ■	BT LS 1521 S SWM

metal colours (thermoplastic lacquered)

aluminium	■ ■	BT AL 1521 S-L
stainless steel	■ ■	BT ES 1521 S-L
anthracite	■ ■	BT AL 1521 S AN-L
dark	■ ■	BT AL 1521 S D-L
classic brass	■ ■	BT ME 1521 S C-L
antique brass	■ ■	BT ME 1521 S AT-L

Frame 28 mm structure height**for horizontal and vertical installation**

This frame allows flush-mounted devices with a large installation depth to be installed in an existing flat wall box. The frame raises the device supporting frame from the wall to provide an additional 17 mm of installation depth.

Frame 28 mm structure height, A range, see page 227

Frame 28 mm structure height, LS range, see page 308

Wall boxes see page 27

JUNG HOME SCHUKO® socket Energy

with enhanced contact protection / shutter (Safety Plus)

with screw terminals for rigid and flexible wires up to 2.5 mm²
Supporting frame, claws and claw screws are integrated into the earth protection.

Intended use

- Manual or automatic switching of lighting and common household devices
- Power (W) and energy measurement (kWh) of the connected devices
- Wireless linking with JUNG HOME system devices
- For use in dry indoor areas
- Installation in flush box with dimensions according to DIN 49073
- Depth of flush box (inner dimension): min. 53 mm

Product characteristics

- Commissioning and operation using JUNG HOME app with mobile device (smartphone or tablet) via Bluetooth®
- Button for switching
- Multi-coloured status indicator with optional night mode
- Disabling of local operation
- Up to 16 time programs
- Switch-on delay / switch-off delay
- Including the load in areas (groups), central functions and scenes
- Activate/deactivate automatic functions using the JUNG HOME app
- Automatic date and time update when connecting with smartphone
- Integrated 16 A switch actuator
- Power measurement from 0.1 to 3680 Watt and energy measurement (kWh)
- Recording of the energy flow over previous 24 hours and previous 31 days (charting)
- Operating hours counter, energy measurement period
- Power Save function (switches off standby electrical loads)
- Master/slave function (switches on a wirelessly linked electrical load depending on the electrical load connected)
- Overcurrent protection shutdown
- Bluetooth® Mesh for fully encrypted wireless communication and repeater function
- Can be updated using JUNG HOME app

Available in future via update:

- (Notes on updates and schedules can be found at jung.group/junghome)
- Disable and forced operation: continuous ON/OFF or ON/OFF for fixed time
- Time programs with sunrise or sunset (astro timer)
- Time programs with random timing
- Supplied power of -0.1 to -3680 Watt and supplied energy (kWh)

Technical data

Rated voltage:	AC 220 ... 250 V ~
Mains frequency:	50/60 Hz
Stand-by power:	max. 0.25 W
Ambient temperature:	-5 ... +45 °C
Transport temperature:	-25 ... +70 °C
Storage temperature:	-5 ... +45 °C
Relative humidity:	20 ... 70 % (no condensation)
Accuracy per month:	± 13 s
Power reserve:	min. 4 h
Active power:	-3680 ... 3680 W
Accuracy (power):	1% ±0.05 W
Active energy:	-999,999 ... 999,999 kWh
Switching current at 25 °C	
Ohmic:	16 A
Motors:	4.3 A (@ cos φ 0.6)
Connected load	
Incandescent lamps:	2300 W
HV halogen lamps:	2300 W
Electronic transformers:	1500 W
Inductive transformers:	1000 VA
HV LED lamps:	typical 400 W
Compact fluorescent lamps:	typical 400 W
Fluorescent lamps non-compensated:	920 VA
Installation depth:	45 mm
Radio frequency:	2402.0 ... 2480.0 MHz
Transmitting power:	max. 10 mW (class 1.5)
Transmission range in buildings:	approx. 30 m



for AS and A ranges

Ref.-no.

Thermoplastic (breakproof) high-gloss		
ivory	■ ■	BT A 1521 SE
white	■ ■	BT A 1521 SE WW
black	■ ■	BT A 1521 SE SW
Thermoplastic (breakproof) lacquered		
aluminium	■ ■	BT A 1521 SE AL
champagne	■ ■	BT A 1521 SE CH
mocha	■ ■	BT A 1521 SE MO
matt lacquered		
matt snow white	■ ■	BT A 1521 SE WWM
matt graphite black	■ ■	BT A 1521 SE SWM
matt anthracite	■ ■	BT A 1521 SE ANM



for CD range

Ref.-no.

Thermoplastic (breakproof) high-gloss		
ivory	■ ■	BT CD 1521 SE
white	■ ■	BT CD 1521 SE WW
brown	■ ■	BT CD 1521 SE BR
grey	■ ■	BT CD 1521 SE GR
light grey	■ ■	BT CD 1521 SE LG
black	■ ■	BT CD 1521 SE SW
metal colours (thermoplastic lacquered)		
gold-bronze	■ ■	BT CD 1521 SE GB
platinum	■ ■	BT CD 1521 SE PT



for LS range

Ref.-no.

Thermoplastic (breakproof) high-gloss		
ivory	■ ■	BT LS 1521 SE
white	■ ■	BT LS 1521 SE WW
light grey	■ ■	BT LS 1521 SE LG
black	■ ■	BT LS 1521 SE SW
matt lacquered		
matt snow white	■ ■	BT LS 1521 SE WWM
matt graphite black	■ ■	BT LS 1521 SE SWM
metal colours (thermoplastic lacquered)		
aluminium	■ ■	BT AL 1521 SE-L
stainless steel	■ ■	BT ES 1521 SE-L
anthracite	■ ■	BT AL 1521 SE AN-L
dark	■ ■	BT AL 1521 SE D-L
classic brass	■ ■	BT ME 1521 SE C-L
antique brass	■ ■	BT ME 1521 SE AT-L

Frame 28 mm structure height

for horizontal and vertical installation

This frame allows flush-mounted devices with a large installation depth to be installed in an existing flat wall box. The frame raises the device supporting frame from the wall to provide an additional 17 mm of installation depth.

Frame 28 mm structure height, A range, see page 227

Frame 28 mm structure height, LS range, see page 308

Wall boxes see page 27

JUNG HOME socket, French/Belgian system

2-pole + male earth pin, 16 A / 250 V ~

CEE 7/5

with enhanced contact protection / shutter (Safety Plus)

with screw terminals for rigid and flexible wires up to 2.5 mm²

Supporting frame, claws and claw screws are integrated into the earth protection.

Intended use

- Manual or automatic switching of lighting and common household devices
- Wireless linking with JUNG HOME system devices
- For use in dry indoor areas
- Installation in flush box with dimensions according to DIN 49073
- Depth of flush box (inner dimension): min. 50 mm

Product characteristics

- Commissioning and operation using JUNG HOME app with mobile device (smartphone or tablet) via Bluetooth®
- Button for switching
- Multi-coloured status indicator with optional night mode
- Disabling of local operation
- Up to 16 time programs
- Switch-on delay / switch-off delay
- Including the load in areas (groups), central functions and scenes
- Activate/deactivate automatic functions using the JUNG HOME app
- Automatic date and time update when connecting with smartphone
- Integrated 16 A switch actuator
- Bluetooth® Mesh for fully encrypted wireless communication and repeater function
- Can be updated using JUNG HOME app

Available in future via update:

(Notes on updates and schedules can be found at jung.group/junghome)

- Disable and forced operation: continuous ON/OFF or ON/OFF for fixed time
- Time programs with sunrise or sunset (astro timer)
- Time programs with random timing

Technical data

Rated voltage:	AC 220 ... 250 V ~
Mains frequency:	50/60 Hz
Stand-by power:	max. 0.25 W
Ambient temperature:	-5 ... +45 °C
Transport temperature:	-25 ... +70 °C
Storage temperature:	-5 ... +45 °C
Relative humidity:	20 ... 70 % (no condensation)
Accuracy per month:	± 13 s
Power reserve:	min. 4 h
Switching current at 25 °C	
Ohmic:	16 A
Motors:	4.3 A (@ cos φ 0.6)
Connected load	
Incandescent lamps:	2300 W
HV halogen lamps:	2300 W
Electronic transformers:	1500 W
Inductive transformers:	1000 VA
HV LED lamps:	typical 400 W
Compact fluorescent lamps:	typical 400 W
Fluorescent lamps non-compensated:	920 VA
Installation depth:	42 mm
Radio frequency:	2402.0 ... 2480.0 MHz
Transmitting power:	max. 10 mW (class 1.5)
Transmission range in buildings:	approx. 30 m



for AS and A ranges

Ref.-no.**Thermoplastic (breakproof) high-gloss**

ivory	■ ■	BT A 1521 F S
white	■ ■	BT A 1521 F S WW
black	■ ■	BT A 1521 F S SW

Thermoplastic (breakproof) lacquered

aluminium	■ ■	BT A 1521 F S AL
champagne	■ ■	BT A 1521 F S CH
mocha	■ ■	BT A 1521 F S MO

matt lacquered

matt snow white	■ ■	BT A 1521 F S WWM
matt graphite black	■ ■	BT A 1521 F S SWM
matt anthracite	■ ■	BT A 1521 F S ANM



for LS range

Ref.-no.**Thermoplastic (breakproof) high-gloss**

ivory	■ ■	BT LS 1521 F S
white	■ ■	BT LS 1521 F S WW
light grey	■ ■	BT LS 1521 F S LG
black	■ ■	BT LS 1521 F S SW

matt lacquered

matt snow white	■ ■	BT LS 1521 F S WWM
matt graphite black	■ ■	BT LS 1521 F S SWM

metal colours (thermoplastic lacquered)

aluminium	■ ■	BT AL 1521 F S-L
stainless steel	■ ■	BT ES 1521 F S-L
anthracite	■ ■	BT AL 1521 F S AN-L
dark	■ ■	BT AL 1521 F S D-L
classic brass	■ ■	BT ME 1521 F S C-L
antique brass	■ ■	BT ME 1521 F S AT-L

Frame 28 mm structure height**for horizontal and vertical installation**

This frame allows flush-mounted devices with a large installation depth to be installed in an existing flat wall box. The frame raises the device supporting frame from the wall to provide an additional 17 mm of installation depth.

Frame 28 mm structure height, A range, see page 227

Frame 28 mm structure height, LS range, see page 308

Wall boxes see page 27

JUNG HOME socket Energy, French/Belgian system

2-pole + male earth pin, 16 A / 250 V ~
 CEE 7/5
 with enhanced contact protection / shutter (Safety Plus)
 with screw terminals for rigid and flexible wires up to 2.5 mm²
 Supporting frame, claws and claw screws are integrated into the earth protection.

Intended use

- Manual or automatic switching of lighting and common household devices
- Power (W) and energy measurement (kWh) of the connected devices
- Wireless linking with JUNG HOME system devices
- For use in dry indoor areas
- Installation in flush box with dimensions according to DIN 49073
- Depth of flush box (inner dimension): min. 50 mm

Product characteristics

- Commissioning and operation using JUNG HOME app with mobile device (smartphone or tablet) via Bluetooth®
- Button for switching
- Multi-coloured status indicator with optional night mode
- Disabling of local operation
- Up to 16 time programs
- Switch-on delay / switch-off delay
- Including the load in areas (groups), central functions and scenes
- Activate/deactivate automatic functions using the JUNG HOME app
- Automatic date and time update when connecting with smartphone
- Integrated 16 A switch actuator
- Power measurement from 0.1 to 3680 Watt and energy measurement (kWh)
- Recording of the energy flow over previous 24 hours and previous 31 days (charting)
- Operating hours counter, energy measurement period
- Power Save function (switches off standby electrical loads)
- Master/slave function (switches on a wirelessly linked electrical load depending on the electrical load connected)
- Overcurrent protection shutdown
- Bluetooth® Mesh for fully encrypted wireless communication and repeater function
- Can be updated using JUNG HOME app

Available in future via update:

- (Notes on updates and schedules can be found at jung.group/junghome)
- Disable and forced operation: continuous ON/OFF or ON/OFF for fixed time
 - Time programs with sunrise or sunset (astro timer)
 - Time programs with random timing
 - Supplied power of -0.1 to -3680 Watt and supplied energy (kWh)

Technical data

Rated voltage:	AC 220 ... 250 V ~
Mains frequency:	50/60 Hz
Stand-by power:	max. 0.25 W
Ambient temperature:	-5 ... +45 °C
Transport temperature:	-25 ... +70 °C
Storage temperature:	-5 ... +45 °C
Relative humidity:	20 ... 70 % (no condensation)
Accuracy per month:	± 13 s
Power reserve:	min. 4 h
Active power:	-3680 ... 3680 W
Accuracy (power):	1% ±0.05 W
Active energy:	-999,999 ... 999,999 kWh
Switching current at 25 °C	
Ohmic:	16 A
Motors:	4.3 A (@ cos φ 0.6)
Connected load	
Incandescent lamps:	2300 W
HV halogen lamps:	2300 W
Electronic transformers:	1500 W
Inductive transformers:	1000 VA
HV LED lamps:	typical 400 W
Compact fluorescent lamps:	typical 400 W
Fluorescent lamps non-compensated:	920 VA
Installation depth:	42 mm
Radio frequency:	2402.0 ... 2480.0 MHz
Transmitting power:	max. 10 mW (class 1.5)
Transmission range	
in buildings:	approx. 30 m



for AS and A ranges

Ref.-no.

Thermoplastic (breakproof) high-gloss

- ivory ■ ■ BT A 1521 F SE
- white ■ ■ BT A 1521 F SE WW
- black ■ ■ BT A 1521 F SE SW

Thermoplastic (breakproof) lacquered

- aluminium ■ ■ BT A 1521 F SE AL
- champagne ■ ■ BT A 1521 F SE CH
- mocha ■ ■ BT A 1521 F SE MO

matt lacquered

- matt snow white ■ ■ BT A 1521 F SE WWM
- matt graphite black ■ ■ BT A 1521 F SE SWM
- matt anthracite ■ ■ BT A 1521 F SE ANM



for LS range

Ref.-no.

Thermoplastic (breakproof) high-gloss

- ivory ■ ■ BT LS 1521 F SE
- white ■ ■ BT LS 1521 F SE WW
- light grey ■ ■ BT LS 1521 F SE LG
- black ■ ■ BT LS 1521 F SE SW

matt lacquered

- matt snow white ■ ■ BT LS 1521 F SE WWM
- matt graphite black ■ ■ BT LS 1521 F SE SWM

metal colours (thermoplastic lacquered)

- aluminium ■ ■ BT AL 1521 F SE-L
- stainless steel ■ ■ BT ES 1521 F SE-L
- anthracite ■ ■ BT AL 1521 F SE AN-L
- dark ■ ■ BT AL 1521 F SE D-L
- classic brass ■ ■ BT ME 1521 F SE C-L
- antique brass ■ ■ BT ME 1521 F SE AT-L

Frame 28 mm structure height

for horizontal and vertical installation

This frame allows flush-mounted devices with a large installation depth to be installed in an existing flat wall box. The frame raises the device supporting frame from the wall to provide an additional 17 mm of installation depth.

Frame 28 mm structure height, A range, see page 227

Frame 28 mm structure height, LS range, see page 308

Wall boxes see page 27

JUNG HOME push-button

for inserts "blinds" ref.-no.: 1730 JE and 1731 JE
 for inserts "light" ref.-no.: 1701 SE, 1701 PSE, 1704 ESE, 1702 SE, 1710 DE, 1711 DE, 1712 DE, 1713 DSTE, 1723 NE

Intended use

- Manual and automatic operation of e.g. blinds, shutters, awnings, lighting or fans
- Wireless linking with JUNG HOME system devices
- Operation with system insert for switching, dimming, blind or satellite insert 3-wire

Product characteristics

- Commissioning and operation using JUNG HOME app with mobile device (smartphone or tablet) via Bluetooth®
- Top, bottom and full-surface operation with up to 2 linked functions per rocker
- Use the buttons to control areas (groups) or to call up scenes
- Use the buttons to operate wirelessly linked JUNG HOME devices
- Multi-coloured status indicator with optional night mode
- Feedback of the load status using status LED
- Disabling of local operation
- Including the load in areas (groups), central functions and scenes
- Up to 16 time programs control the functions of the respective system insert (switch on, switch off, dim, move blind, adjust temperature)
- Staircase lighting function (automatic switch-off) with switch-off warning
- Run-on time, switch-on delay, switch-off delay
- Activate/deactivate automatic functions using the JUNG HOME app
- Automatic date and time update when connecting with smartphone
- Maximum and minimum brightness adjustable, with dimming insert
- Switch-on with last brightness or fixed switch-on brightness, with dimming insert
- Ventilation position, running time, slat change-over time, change-over time for direction change and inverse operation adjustable, with blind insert
- Evaluation of the satellite inputs (if present) for controlling the system insert
- Bluetooth® Mesh for fully encrypted wireless communication and repeater function
- Can be updated using JUNG HOME app

Available in future via update:

(Notes on updates and schedules can be found at jung.group/junghome)

- Use the buttons to trigger the disabling function and forced guidance
- Time programs with sunrise or sunset (astro timer)
- Time programs with random timing
- Disabling function and forced guidance: Lock-out protection, continuous ON/OFF or ON/OFF for a fixed time
- Night light function with period for brightness reduction, with dimming insert
- Hotel function (orientation light instead of OFF), with dimming insert
- Warm dimming (changing of the colour temperature with simultaneous brightness increase), with DALI insert
- Wind alarm via connection of weather sensors to satellite input, with blinds insert

A labelling request in the GRAPHIC TOOL must be submitted together with the order: jung.group/gt
 Subsequent labelling of the buttons is not possible.

Technical data

Ambient temperature:	+5 ... +45 °C
Storage/transport temperature:	-25 ... +70 °C
Accuracy per month:	± 13 s
Power reserve:	approx. 4 h
Radio frequency:	2402.0 ... 2480.0 MHz
Transmitting power:	max. 10 mW (class 1.5)
Transmission range in buildings:	approx. 30 m

JUNG HOME push-button 1-gang

for AS range



	Ref.-no.
Duroplastic (scratch-proof) glossy	
ivory	■ BT AS 17101
white	■ BT AS 17101 WW

for A range



	Ref.-no.
Duroplastic (scratch-proof) glossy	
white	■ BT A 17101 WW
black	■ BT A 17101 SW
Duroplastic lacquered	
aluminium	■ BT A 17101 AL
champagne	■ BT A 17101 CH
mocha	■ BT A 17101 MO
Thermoplastic (breakproof) high-gloss	
white	■ ■ BT A 17101 BF WW
black	■ ■ BT A 17101 BF SW
matt lacquered	
matt snow white	■ BT A 17101 WWM
matt graphite black	■ BT A 17101 SWM
matt anthracite	■ BT A 17101 BF ANM

for CD range



	Ref.-no.
Duroplastic (scratch-proof) glossy	
ivory	■ BT CD 17101
white	■ BT CD 17101 WW
brown	■ BT CD 17101 BR
grey	■ BT CD 17101 GR
light grey	■ BT CD 17101 LG
black	■ BT CD 17101 SW
Metal versions (anodized aluminium)	
gold-bronze	■ BT CD 17101 GB
platinum	■ BT CD 17101 PT

for LS range



	Ref.-no.
Duroplastic (scratch-proof) glossy	
ivory	■ BT LS 17101
white	■ BT LS 17101 WW
light grey	■ BT LS 17101 LG
black	■ BT LS 17101 SW
matt lacquered	
matt snow white	■ BT LS 17101 WWM
matt graphite black	■ BT LS 17101 SWM
Metal versions	
aluminium	■ ■ BT AL 17101
stainless steel	■ ■ BT ES 17101
anthracite (aluminium lacquered)	■ ■ BT AL 17101 AN
dark (aluminium lacquered)	■ ■ BT AL 17101 D
classic brass	■ BT ME 17101 C
antique brass	■ BT ME 17101 AT

JUNG HOME push-button 1-gang with arrow symbols

for AS range



	Ref.-no.
Duroplastic (scratch-proof) glossy	
ivory	BT AS 17101 P
white	BT AS 17101 P WW

for A range



	Ref.-no.
Duroplastic (scratch-proof) glossy	
white	BT A 17101 P WW
black	BT A 17101 P SW
Duroplastic lacquered	
aluminium	BT A 17101 P AL
champagne	BT A 17101 P CH
mocha	BT A 17101 P MO
Thermoplastic (breakproof) high-gloss	
white	BT A 17101 BF P WW
black	BT A 17101 BF P SW
matt lacquered	
matt snow white	BT A 17101 P WWM
matt graphite black	BT A 17101 P SWM
matt anthracite	BT A 17101 BF P ANM

for CD range



	Ref.-no.
Duroplastic (scratch-proof) glossy	
ivory	BT CD 17101 P
white	BT CD 17101 P WW
brown	BT CD 17101 P BR
grey	BT CD 17101 P GR
light grey	BT CD 17101 P LG
black	BT CD 17101 P SW
Metal versions (anodized aluminium)	
gold-bronze	BT CD 17101 P GB
platinum	BT CD 17101 P PT

for LS range



	Ref.-no.
Duroplastic (scratch-proof) glossy	
ivory	BT LS 17101 P
white	BT LS 17101 P WW
light grey	BT LS 17101 P LG
black	BT LS 17101 P SW
matt lacquered	
matt snow white	BT LS 17101 P WWM
matt graphite black	BT LS 17101 P SWM
Metal versions	
aluminium	BT AL 17101 P
stainless steel	BT ES 17101 P
anthracite (aluminium lacquered)	BT AL 17101 P AN
dark (aluminium lacquered)	BT AL 17101 P D
classic brass	BT ME 17101 P C
antique brass	BT ME 17101 P AT

JUNG HOME push-button 2-gang

for AS range



	Ref.-no.
Duroplastic (scratch-proof) glossy	
ivory	BT AS 17102
white	BT AS 17102 WW

for A range



	Ref.-no.
Duroplastic (scratch-proof) glossy	
white	BT A 17102 WW
black	BT A 17102 SW
Duroplastic lacquered	
aluminium	BT A 17102 AL
champagne	BT A 17102 CH
mocha	BT A 17102 MO
Thermoplastic (breakproof) high-gloss	
white	BT A 17102 BF WW
black	BT A 17102 BF SW
matt lacquered	
matt snow white	BT A 17102 WWM
matt graphite black	BT A 17102 SWM
matt anthracite	BT A 17102 BF ANM

for CD range



	Ref.-no.
Duroplastic (scratch-proof) glossy	
ivory	BT CD 17102
white	BT CD 17102 WW
brown	BT CD 17102 BR
grey	BT CD 17102 GR
light grey	BT CD 17102 LG
black	BT CD 17102 SW
metal colours (duroplastic lacquered)	
gold-bronze	BT CD 17102 GB
platinum	BT CD 17102 PT

for LS range



	Ref.-no.
Duroplastic (scratch-proof) glossy	
ivory	BT LS 17102
white	BT LS 17102 WW
light grey	BT LS 17102 LG
black	BT LS 17102 SW
matt lacquered	
matt snow white	BT LS 17102 WWM
matt graphite black	BT LS 17102 SWM
Metal versions	
aluminium	BT AL 17102
stainless steel	BT ES 17102
anthracite (aluminium lacquered)	BT AL 17102 AN
dark (aluminium lacquered)	BT AL 17102 D
classic brass	BT ME 17102 C
antique brass	BT ME 17102 AT

JUNG HOME push-button 2-gang with arrow symbols

for AS range



Ref.-no.

Duroplastic (scratch-proof) glossyivory
whiteBT AS 17102 P
BT AS 17102 P WW

for A range



Ref.-no.

Duroplastic (scratch-proof) glossywhite
blackBT A 17102 P WW
BT A 17102 P SW**Duroplastic lacquered**aluminium
champagne
mochaBT A 17102 P AL
BT A 17102 P CH
BT A 17102 P MO**Thermoplastic (breakproof) high-gloss**white
blackBT A 17102 BF P WW
BT A 17102 BF P SW**matt lacquered**matt snow white
matt graphite black
matt anthraciteBT A 17102 P WWM
BT A 17102 P SWM
BT A 17102 BF P ANM

for CD range



Ref.-no.

Duroplastic (scratch-proof) glossyivory
white
brown
grey
light grey
blackBT CD 17102 P
BT CD 17102 P WW
BT CD 17102 P BR
BT CD 17102 P GR
BT CD 17102 P LG
BT CD 17102 P SW**metal colours (duroplastic lacquered)**gold-bronze
platinumBT CD 17102 P GB
BT CD 17102 P PT

for LS range



Ref.-no.

Duroplastic (scratch-proof) glossyivory
white
light grey
blackBT LS 17102 P
BT LS 17102 P WW
BT LS 17102 P LG
BT LS 17102 P SW**matt lacquered**matt snow white
matt graphite blackBT LS 17102 P WWM
BT LS 17102 P SWM**Metal versions**aluminium
stainless steel
anthracite (aluminium lacquered)
dark (aluminium lacquered)
classic brass
antique brassBT AL 17102 P
BT ES 17102 P
BT AL 17102 P AN
BT AL 17102 P D
BT ME 17102 P C
BT ME 17102 P AT

JUNG HOME push-button, battery-powered

Intended use

- Operation of e.g. Venetian blinds, shutters, awnings, lighting or fans
- Wireless linking with JUNG HOME system devices
- Mounting on wall box with dimensions according to DIN 49073
- Screw fixing on walls or adhesive fixing on smooth surfaces

Product characteristics

- Commissioning and operation using JUNG HOME app with mobile device (smartphone or tablet) via Bluetooth®
- Multi-coloured status indicator
- Central functions: all ON/all OFF, call up scenes
- Disabling of local operation
- Fully encrypted wireless communication
- Compatible with Bluetooth® Mesh Standard
- Can be updated using JUNG HOME app
- Battery operation with one included lithium button cell

Technical data

Rated voltage:	DC 3 V
Ambient temperature:	-5 ... +45 °C
Storage/transport temperature:	-25 ... +70 °C
Battery type:	1 x Lithium GR 2450 Duracell (recommended) or CR 2450N
Radio frequency:	2402.0 ... 2480.0 MHz
Transmitting power:	max. 10 mW, class 1.5
Transmission range in buildings:	approx. 30 m

JUNG HOME push-button 1-gang, battery-powered



including mounting plate, adhesive film and fastening screw for rockers ref.-no. ... 101 KO5 .. of the AS and A ranges

Ref.-no.
BT A 1001

JUNG HOME push-button 2-gang, battery-powered



including mounting plate, adhesive film and fastening screw for rockers ref.-no. ... 102 KO5 .. of the AS and A ranges

Ref.-no.
BT A 1002

1-gang rocker with lens



for JUNG HOME push-button 1-gang, battery-powered, ref.-no.: BT A 1001

Ref.-no.

Duroplastic (scratch-proof) glossy

- ivory ■ **AS 101 KO5**
- white ■ **AS 101 KO5 WW**

2-gang rocker with lens



for JUNG HOME push-button 2-gang, battery-powered, ref.-no.: BT A 1002

Ref.-no.

Duroplastic (scratch-proof) glossy

- ivory ■ **AS 102 KO5**
- white ■ **AS 102 KO5 WW**

1-gang rocker with lens and arrow symbols



for JUNG HOME push-button 1-gang, battery-powered, ref.-no.: BT A 1001

Ref.-no.

Duroplastic (scratch-proof) glossy

- ivory ■ **AS 101 KO5P**
- white ■ **AS 101 KO5P WW**

2-gang rocker with lens and arrow symbols



for JUNG HOME push-button 2-gang, battery-powered, ref.-no.: BT A 1002

Ref.-no.

Duroplastic (scratch-proof) glossy

- ivory ■ **AS 102 KO5P**
- white ■ **AS 102 KO5P WW**

JUNG HOME push-button 1-gang, battery-powered



including mounting plate, adhesive film and fastening screw for rockers ref.-no. ... 101 KO5 .. of the AS and A ranges

Ref.-no.
BT A 1001

JUNG HOME push-button 2-gang, battery-powered



including mounting plate, adhesive film and fastening screw for rockers ref.-no. ... 102 KO5 .. of the AS and A ranges

Ref.-no.
BT A 1002

1-gang rocker with lens



for JUNG HOME push-button 1-gang, battery-powered, ref.-no.: BT A 1001

Ref.-no.

Duroplastic (scratch-proof) glossy	
white	■ A 101 KO5 WW
black	■ A 101 KO5 SW
Duroplastic lacquered	
aluminium	■ ■ A 101 KO5 AL
champagne	■ ■ A 101 KO5 CH
mocha	■ ■ A 101 KO5 MO
Thermoplastic (breakproof) high-gloss	
white	■ ■ A 101 KO5 BF WW
black	■ ■ A 101 KO5 BF SW
matt lacquered	
matt snow white	■ A 101 KO5 BF WWM
matt graphite black	■ A 101 KO5 BF SWM
matt anthracite	■ A 101 KO5 BF ANM

2-gang rocker with lens



for JUNG HOME push-button 2-gang, battery-powered, ref.-no.: BT A 1002

Ref.-no.

Duroplastic (scratch-proof) glossy	
white	■ A 102 KO5 WW
black	■ A 102 KO5 SW
Duroplastic lacquered	
aluminium	■ ■ A 102 KO5 AL
champagne	■ ■ A 102 KO5 CH
mocha	■ ■ A 102 KO5 MO
Thermoplastic (breakproof) high-gloss	
white	■ ■ A 102 KO5 BF WW
black	■ ■ A 102 KO5 BF SW
matt lacquered	
matt snow white	■ A 102 KO5 BF WWM
matt graphite black	■ A 102 KO5 BF SWM
matt anthracite	■ A 102 KO5 BF ANM

1-gang rocker with lens and arrow symbols



for JUNG HOME push-button 1-gang, battery-powered, ref.-no.: BT A 1001

Ref.-no.

Duroplastic (scratch-proof) glossy	
white	A 101 KO5P WW
black	A 101 KO5P SW
Duroplastic lacquered	
aluminium	A 101 KO5P AL
champagne	A 101 KO5P CH
mocha	A 101 KO5P MO
Thermoplastic (breakproof) high-gloss	
white	A 101 KO5P BF WW
black	A 101 KO5P BF SW
matt lacquered	
matt snow white	A 101 KO5P BF WWM
matt graphite black	A 101 KO5P BF SWM
matt anthracite	A 101 KO5P BF ANM

2-gang rocker with lens and arrow symbols



for JUNG HOME push-button 2-gang, battery-powered, ref.-no.: BT A 1002

Ref.-no.

Duroplastic (scratch-proof) glossy	
white	A 102 KO5P WW
black	A 102 KO5P SW
Duroplastic lacquered	
aluminium	A 102 KO5P AL
champagne	A 102 KO5P CH
mocha	A 102 KO5P MO
Thermoplastic (breakproof) high-gloss	
white	A 102 KO5P BF WW
black	A 102 KO5P BF SW
matt lacquered	
matt snow white	A 102 KO5P BF WWM
matt graphite black	A 102 KO5P BF SWM
matt anthracite	A 102 KO5P BF ANM

JUNG HOME push-button 1-gang, battery-powered



including mounting plate, adhesive film and fastening screw for rockers ref.-no. ... 101 KO5 .. of the CD and LS ranges

Ref.-no.
BT LS CD 1001

JUNG HOME push-button 2-gang, battery-powered



including mounting plate, adhesive film and fastening screw for rockers ref.-no. ... 102 KO5 .. of the CD and LS ranges

Ref.-no.
BT LS CD 1002

1-gang rocker with lens



for JUNG HOME push-button 1-gang, battery-powered, ref.-no.: BT LS CD 1001

Ref.-no.

Duroplastic (scratch-proof) glossy

- ivory ■ CD 101 KO5
- white ■ CD 101 KO5 WW
- brown ■ CD 101 KO5 BR
- grey ■ CD 101 KO5 GR
- light grey ■ CD 101 KO5 LG
- black ■ CD 101 KO5 SW

Metal versions (anodized aluminium)

- gold-bronze ■■ CD 101 KO5 GB
- platinum ■■ CD 101 KO5 PT

2-gang rocker with lens



for JUNG HOME push-button 2-gang, battery-powered, ref.-no.: BT LS CD 1002

Ref.-no.

Duroplastic (scratch-proof) glossy

- ivory ■ CD 102 KO5
- white ■ CD 102 KO5 WW
- brown ■ CD 102 KO5 BR
- grey ■ CD 102 KO5 GR
- light grey ■ CD 102 KO5 LG
- black ■ CD 102 KO5 SW

metal colours (duroplastic lacquered)

- gold-bronze ■ CD 102 KO5 GB
- platinum ■ CD 102 KO5 PT

1-gang rocker with lens and arrow symbols



for JUNG HOME push-button 1-gang, battery-powered, ref.-no.: BT LS CD 1001

Ref.-no.

Duroplastic (scratch-proof) glossy

- ivory CD 101 KO5P
- white CD 101 KO5P WW
- brown CD 101 KO5P BR
- grey CD 101 KO5P GR
- light grey CD 101 KO5P LG
- black CD 101 KO5P SW

Metal versions (anodized aluminium)

- gold-bronze CD 101 KO5P GB
- platinum CD 101 KO5P PT

2-gang rocker with lens and arrow symbols



for JUNG HOME push-button 2-gang, battery-powered, ref.-no.: BT LS CD 1002

Ref.-no.

Duroplastic (scratch-proof) glossy

- ivory CD 102 KO5P
- white CD 102 KO5P WW
- brown CD 102 KO5P BR
- grey CD 102 KO5P GR
- light grey CD 102 KO5P LG
- black CD 102 KO5P SW

metal colours (duroplastic lacquered)

- gold-bronze CD 102 KO5P GB
- platinum CD 102 KO5P PT

JUNG HOME push-button 1-gang, battery-powered



including mounting plate, adhesive film and fastening screw for rockers ref.-no. ... 101 KO5 .. of the CD and LS ranges

Ref.-no.
BT LS CD 1001

JUNG HOME push-button 2-gang, battery-powered



including mounting plate, adhesive film and fastening screw for rockers ref.-no. ... 102 KO5 .. of the CD and LS ranges

Ref.-no.
BT LS CD 1002

1-gang rocker with lens



for JUNG HOME push-button 1-gang, battery-powered, ref.-no.: BT LS CD 1001

Ref.-no.

Duroplastic (scratch-proof) glossy

- ivory ■ LS 101 KO5
- white ■ LS 101 KO5 WW
- light grey ■ LS 101 KO5 LG
- black ■ LS 101 KO5 SW

matt lacquered

- matt snow white ■ LS 101 KO5 WWM
- matt graphite black ■ LS 101 KO5 SWM

Metal versions

- aluminium ■■ AL 101 KO5
- stainless steel ■■ ES 101 KO5
- anthracite (aluminium lacquered) ■■ AL 101 KO5 AN
- dark (aluminium lacquered) ■■ AL 101 KO5 D
- chrome ■■ GCR 101 KO5
- gold-coloured ■■ GO 101 KO5
- classic brass ■■ ME 101 KO5 C
- antique brass ■■ ME 101 KO5 AT

2-gang rocker with lens



for JUNG HOME push-button 2-gang, battery-powered, ref.-no.: BT LS CD 1002

Ref.-no.

Duroplastic (scratch-proof) glossy

- ivory ■ LS 102 KO5
- white ■ LS 102 KO5 WW
- light grey ■ LS 102 KO5 LG
- black ■ LS 102 KO5 SW

matt lacquered

- matt snow white ■ LS 102 KO5 WWM
- matt graphite black ■ LS 102 KO5 SWM

Metal versions

- aluminium ■■ AL 102 KO5
- stainless steel ■■ ES 102 KO5
- anthracite (aluminium lacquered) ■■ AL 102 KO5 AN
- dark (aluminium lacquered) ■■ AL 102 KO5 D
- chrome ■■ GCR 102 KO5
- gold-coloured ■■ GO 102 KO5
- classic brass ■■ ME 102 KO5 C
- antique brass ■■ ME 102 KO5 AT

1-gang rocker with lens and arrow symbols



for JUNG HOME push-button 1-gang, battery-powered, ref.-no.: BT LS CD 1001

Ref.-no.

Duroplastic (scratch-proof) glossy

- ivory ■ LS 101 KO5P
- white ■ LS 101 KO5P WW
- light grey ■ LS 101 KO5P LG
- black ■ LS 101 KO5P SW

matt lacquered

- matt snow white ■ LS 101 KO5P WWM
- matt graphite black ■ LS 101 KO5P SWM

Metal versions

- aluminium ■■ AL 101 KO5P
- stainless steel ■■ ES 101 KO5P
- anthracite (aluminium lacquered) ■■ AL 101 KO5P AN
- dark (aluminium lacquered) ■■ AL 101 KO5P D
- chrome ■■ GCR 101 KO5P
- gold-coloured ■■ GO 101 KO5P
- classic brass ■■ ME 101 KO5P C
- antique brass ■■ ME 101 KO5P AT

2-gang rocker with lens and arrow symbols



for JUNG HOME push-button 2-gang, battery-powered, ref.-no.: BT LS CD 1002

Ref.-no.

Duroplastic (scratch-proof) glossy

- ivory ■ LS 102 KO5P
- white ■ LS 102 KO5P WW
- light grey ■ LS 102 KO5P LG
- black ■ LS 102 KO5P SW

matt lacquered

- matt snow white ■ LS 102 KO5P WWM
- matt graphite black ■ LS 102 KO5P SWM

Metal versions

- aluminium ■■ AL 102 KO5P
- stainless steel ■■ ES 102 KO5P
- anthracite (aluminium lacquered) ■■ AL 102 KO5P AN
- dark (aluminium lacquered) ■■ AL 102 KO5P D
- chrome ■■ GCR 102 KO5P
- gold-coloured ■■ GO 102 KO5P
- classic brass ■■ ME 102 KO5P C
- antique brass ■■ ME 102 KO5P AT

JUNG HOME room thermostat display

for room thermostat insert ref.-no.: 1790 RTR
 for switch inserts ref.-no.: 1701 SE, 1701 PSE, 1704 ESE

Intended use

- Manual and time-controlled regulation of the room temperature
- Wireless linking with JUNG HOME system devices
- Operation with system insert for room temperature control
- Operation with system insert for switching

Product characteristics

- Commissioning and operation using JUNG HOME app with mobile device (smartphone or tablet) via Bluetooth®
- Up to 16 time programs for automatic heating
- Switch between manual/automatic operation using JUNG HOME app or local operation
- Automatic date and time update when connecting with smartphone
- Setting a comfort, ECO, cooling and frost protection temperature
- Setting range for min. and max. temperature value can be changed
- Boost function: Quick heat-up for max. 5 minutes
- Illuminated segment display for easy reading
- Display switch-off after 2 minutes or continuous display possible
- Disabling of local operation
- Including the load in areas (groups), central functions and scenes
- Optimised heating up (temperature is reached at the set time), can be switched off
- Adaptation to valves (normally open or normally closed)
- Cooling mode possible (optimised for heat pumps)
- Supports internal and external temperature sensor
- Temperature sensor offset (correction value for the measured temperature)
- Controller output working method: pulse width modulation (PWM) or two-point

Available in future via update:

- (Notes on updates and schedules can be found at jung.group/junghome)
- Holiday program reduces heating costs during absence and heats up the room again before return
 - Time programs with sunrise or sunset (astro timer)

Technical data

Ambient temperature:	-5 ... +45 °C
Storage/transport temperature:	-20 ... +70 °C
Accuracy per month:	± 10 s
Power reserve:	min. 4 h
Radio frequency:	2402.0 ... 2480.0 MHz
Transmitting power:	max. 10 mW (class 1.5)
Transmission range	
in buildings:	approx. 30 m
Regulator class (EU 811/2013):	IV
Contribution to energy efficiency:	2 %

for AS and A ranges



white
black

Ref.-no.

BT A 1791 WW
BT A 1791 SW

for CD range



white
black

Ref.-no.

BT CD 1791 WW
BT CD 1791 SW

for LS range



white
black

Ref.-no.

BT LS 1791 WW
BT LS 1791 SW

Room thermostat insert, ref.-no.: 1790 RTR see page 147

JUNG HOME motion detector 1.1 m

for inserts "light" ref.-no.: 1701 SE, 1701 PSE, 1704 ESE, 1702 SE, 1710 DE, 1711 DE, 1712 DE, 1713 DSTE, 1723 NE

Intended use

- Automatic switching of lighting depending on the thermal movement and ambient brightness
- Wireless linking with JUNG HOME system devices
- Operation with system insert for switching or dimming or satellite insert 3-wire
- Wall installation on system insert

Product characteristics

- Commissioning and operation using JUNG HOME app with mobile device (smartphone or tablet) via Bluetooth®
- Switch for continuous ON/OFF or automatic operation
- Detection range extended by combining several JUNG HOME motion detectors or via satellite input
- Screen for limiting the detection area
- Multi-coloured status indicator
- Disabling of local operation
- Free linking of the motion sensor with actuator in the insert or wirelessly with other JUNG HOME devices
- Up to 16 time programs control the functions of the respective insert (ON/OFF switching or dimming)
- Staircase lighting function (automatic switch-off) with switch-off warning
- Run-on time, switch-on delay, switch-off delay
- Activate/deactivate automatic functions using the JUNG HOME app
- Automatic date and time update when connecting with smartphone
- Maximum and minimum brightness adjustable, with dimming insert
- Switch-on with last brightness or fixed switch-on brightness, with dimming insert
- Including the load in areas (groups), central functions and scenes
- Evaluation of the satellite inputs (if present) for controlling the system insert
- Bluetooth® Mesh for fully encrypted wireless communication and repeater function
- Can be updated using JUNG HOME app

Available in future via update:

(Notes on updates and schedules can be found at jung.group/junghome)

- Time programs with sunrise or sunset (astro timer)
- Time programs with random timing
- Dynamic run-on time
- Disabling function and forced guidance: Continuous ON/OFF or ON/OFF for fixed time
- Night light function with period for brightness reduction, with dimming insert
- Hotel function (orientation light instead of OFF), with dimming insert
- Warm dimming (changing of the colour temperature with simultaneous brightness increase), with DALI insert
- Calling a scene with movement

Technical data

Ambient temperature:	-5 ... +45 °C
Transport temperature:	-25 ... +70 °C
Storage temperature:	-5 ... +45 °C
Relative humidity:	20 ... 70 % (no condensation)
Accuracy per month:	± 13 s
Degree of protection:	IP20
Power reserve:	min. 4 h
Detection angle:	180°
Mounting height:	1.10 m
Sensitivity:	0, 25, 50, 75, 100 %
Brightness setting:	approx. 5 ... 1,000 lx (and daytime operation)
Run-on time:	approx. 1 s ... 240 min
Radio frequency:	2402.0 ... 2480.0 MHz
Transmitting power:	max. 10 mW (class 1.5)
Transmission range in buildings:	approx. 30 m

for AS and A ranges

**Ref.-no.****Thermoplastic (breakproof) high-gloss**

ivory	BT A 17181
white	BT A 17181 WW
black	BT A 17181 SW

Thermoplastic (breakproof) lacquered

aluminium	BT A 17181 AL
champagne	BT A 17181 CH
mocha	BT A 17181 MO

matt lacquered

matt snow white	BT A 17181 WWM
matt graphite black	BT A 17181 SWM
matt anthracite	BT A 17181 ANM

for CD range

**Ref.-no.****Thermoplastic (breakproof) high-gloss**

ivory	BT CD 17181
white	BT CD 17181 WW
brown	BT CD 17181 BR
grey	BT CD 17181 GR
light grey	BT CD 17181 LG
black	BT CD 17181 SW

metal colours (thermoplastic lacquered)

gold-bronze	BT CD 17181 GB
platinum	BT CD 17181 PT

for LS range

**Ref.-no.****Thermoplastic (breakproof) high-gloss**

ivory	BT LS 17181
white	BT LS 17181 WW
light grey	BT LS 17181 LG
black	BT LS 17181 SW

matt lacquered

matt snow white	BT LS 17181 WWM
matt graphite black	BT LS 17181 SWM

metal colours (thermoplastic lacquered)

aluminium	BT AL 17181
stainless steel	BT ES 17181
anthracite	BT AL 17181 AN
dark	BT AL 17181 D
classic brass	BT ME 17181 C
antique brass	BT ME 17181 AT

JUNG HOME motion detector 1.1 m

for inserts "light" ref.-no.: 1701 SE, 1701 PSE, 1704 ESE, 1702 SE, 1710 DE, 1711 DE, 1712 DE, 1713 DSTE, 1723 NE
IP44 suitable only for interiors

Intended use

- Automatic switching of lighting depending on the thermal movement and ambient brightness
- Wireless linking with JUNG HOME system devices
- Operation with system insert for switching or dimming or satellite insert 3-wire
- Wall installation on system insert

Product characteristics

- Commissioning and operation using JUNG HOME app with mobile device (smartphone or tablet) via Bluetooth®
- Switch for continuous ON/OFF or automatic operation
- Detection range extended by combining several JUNG HOME motion detectors or via satellite input
- Screen for limiting the detection area
- Multi-coloured status indicator
- Disabling of local operation
- Free linking of the motion sensor with actuator in the insert or wirelessly with other JUNG HOME devices
- Up to 16 time programs control the functions of the respective insert (ON/OFF switching or dimming)
- Staircase lighting function (automatic switch-off) with switch-off warning
- Run-on time, switch-on delay, switch-off delay
- Activate/deactivate automatic functions using the JUNG HOME app
- Automatic date and time update when connecting with smartphone
- Maximum and minimum brightness adjustable, with dimming insert
- Switch-on with last brightness or fixed switch-on brightness, with dimming insert
- Including the load in areas (groups), central functions and scenes
- Evaluation of the satellite inputs (if present) for controlling the system insert
- Bluetooth® Mesh for fully encrypted wireless communication and repeater function
- Can be updated using JUNG HOME app

Available in future via update:

(Notes on updates and schedules can be found at jung.group/junghome)

- Time programs with sunrise or sunset (astro timer)
- Time programs with random timing
- Dynamic run-on time
- Disabling function and forced guidance: Continuous ON/OFF or ON/OFF for fixed time
- Night light function with period for brightness reduction, with dimming insert
- Hotel function (orientation light instead of OFF), with dimming insert
- Warm dimming (changing of the colour temperature with simultaneous brightness increase), with DALI insert
- Calling a scene with movement

Technical data

Ambient temperature:	-5 ... +45 °C
Transport temperature:	-25 ... +70 °C
Storage temperature:	-5 ... +45 °C
Relative humidity:	20 ... 70 % (no condensation)
Accuracy per month:	± 13 s
Degree of protection:	IP44
Power reserve:	min. 4 h
Detection angle:	180°
Mounting height:	1.10 m
Sensitivity:	0, 25, 50, 75, 100 %
Brightness setting:	approx. 5 ... 1,000 lx (and daytime operation)
Run-on time:	approx. 1 s ... 240 min
Radio frequency:	2402.0 ... 2480.0 MHz
Transmitting power:	max. 10 mW (class 1.5)
Transmission range in buildings:	approx. 30 m

for AS and A ranges



Ref.-no.

Thermoplastic (breakproof) high-gloss	
ivory	■ BT A 17181 WU
white	■ BT A 17181 WU WW
black	■ BT A 17181 WU SW
Thermoplastic (breakproof) lacquered	
aluminium	■ BT A 17181 WU AL
champagne	■ BT A 17181 WU CH
mocha	■ BT A 17181 WU MO
matt lacquered	
matt snow white	■ BT A 17181 WU WWM
matt graphite black	■ BT A 17181 WU SWM
matt anthracite	■ BT A 17181 WU ANM

for CD range



Ref.-no.

Thermoplastic (breakproof) high-gloss	
ivory	■ BT CD 17181 WU
white	■ BT CD 17181 WU WW
brown	■ BT CD 17181 WU BR
grey	■ BT CD 17181 WU GR
light grey	■ BT CD 17181 WU LG
black	■ BT CD 17181 WU SW
metal colours (thermoplastic lacquered)	
gold-bronze	■ BT CD 17181 WU GB
platinum	■ BT CD 17181 WU PT

for LS range



Ref.-no.

Thermoplastic (breakproof) high-gloss	
ivory	■ BT LS 17181 WU
white	■ BT LS 17181 WU WW
light grey	■ BT LS 17181 WU LG
black	■ BT LS 17181 WU SW
matt lacquered	
matt snow white	■ BT LS 17181 WU WWM
matt graphite black	■ BT LS 17181 WU SWM
metal colours (thermoplastic lacquered)	
aluminium	■ BT AL 17181 WU
stainless steel	■ BT ES 17181 WU
anthracite	■ BT AL 17181 WU AN
dark	■ BT AL 17181 WU D
classic brass	■ BT ME 17181 WU C
antique brass	■ BT ME 17181 WU AT

JUNG HOME motion detector 2.2 m

for inserts "light" ref.-no.: 1701 SE, 1701 PSE, 1704 ESE, 1702 SE, 1710 DE, 1711 DE, 1712 DE, 1713 DSTE, 1723 NE

IP44 suitable for installation in interiors and exteriors

Intended use

- Automatic switching of lighting depending on the thermal movement and ambient brightness
- Wireless linking with JUNG HOME system devices
- Operation with system insert for switching or dimming or satellite insert 3-wire
- Wall installation on system insert

Product characteristics

- Commissioning and operation using JUNG HOME app with mobile device (smartphone or tablet) via Bluetooth®
- 2 buttons for continuous ON/OFF or automatic operation
- Detection range extended by combining several JUNG HOME motion detectors or via satellite input
- Multi-coloured status indicator
- Disabling of local operation
- Free linking of the motion sensor with load output in the system insert or wirelessly with other JUNG HOME devices or for calling up a scene
- Up to 16 time programs control the functions of the respective insert (ON/OFF switching or dimming)
- Staircase lighting function (automatic switch-off) with switch-off warning
- Run-on time, switch-on delay, switch-off delay
- Activate/deactivate automatic functions using the JUNG HOME app
- Automatic date and time update when connecting with smartphone
- Maximum and minimum brightness adjustable, with dimming insert
- Switch-on with last brightness or fixed switch-on brightness, with dimming insert
- Including the load in areas (groups), central functions and scenes
- Evaluation of the satellite inputs (if present) for controlling the system insert
- Bluetooth® Mesh for fully encrypted wireless communication and repeater function
- Can be updated using JUNG HOME app

Available in future via update:

(Notes on updates and schedules can be found at jung.group/junghome)

- Time programs with sunrise or sunset (astro timer)
- Time programs with random timing
- Dynamic run-on time
- Disabling function and forced guidance: Continuous ON/OFF or ON/OFF for fixed time
- Night light function with period for brightness reduction, with dimming insert
- Hotel function (orientation light instead of OFF), with dimming insert
- Warm dimming (changing of the colour temperature with simultaneous brightness increase), with DALI insert
- Calling a scene with movement

Technical data

Ambient temperature:	-5 ... +45 °C
Transport temperature:	-25 ... +70 °C
Storage temperature:	-5 ... +45 °C
Relative humidity:	20 ... 70 % (no condensation)
Degree of protection:	IP20
Accuracy per month:	± 13 s
Power reserve:	min. 4 h
Detection angle:	180°
Mounting height:	1.1 / 2.2 m
Sensitivity:	0, 25, 50, 75, 100 %
Brightness setting:	approx. 5 ... 1,000 lx (and daytime operation)
Run-on time:	approx. 1 s ... 240 min
Radio frequency:	2402.0 ... 2480.0 MHz
Transmitting power:	max. 10 mW (class 1.5)
Transmission range in buildings:	approx. 30 m

**for AS and A ranges**

Degree of protection IP44 is ensured with sealing kit ref.-no. AS A 50 DS and "IP44 frame" of the respective design range.

Ref.-no.**Thermoplastic (breakproof) high-gloss**

ivory	■ BT A 17182
white	■ BT A 17182 WW
black	■ BT A 17182 SW

Thermoplastic (breakproof) lacquered

aluminium	■ BT A 17182 AL
champagne	■ BT A 17182 CH
mocha	■ BT A 17182 MO

matt lacquered

matt snow white	■ BT A 17182 WWM
matt graphite black	■ BT A 17182 SWM
matt anthracite	■ BT A 17182 ANM

**for CD range**

Degree of protection IP44 is ensured with sealing kit ref.-no. AS CD 50 DS and "IP44 frame" of the respective design range.

Ref.-no.**Thermoplastic (breakproof) high-gloss**

ivory	■ BT CD 17182
white	■ BT CD 17182 WW
brown	■ BT CD 17182 BR
grey	■ BT CD 17182 GR
light grey	■ BT CD 17182 LG
black	■ BT CD 17182 SW

metal colours (thermoplastic lacquered)

gold-bronze	■ BT CD 17182 GB
platinum	■ BT CD 17182 PT

**for LS range**

Degree of protection IP44 is ensured with sealing kit ref.-no. AS CD 50 DS and "IP44 frame" of the respective design range.

Ref.-no.**Thermoplastic (breakproof) high-gloss**

ivory	■ BT LS 17182
white	■ BT LS 17182 WW
light grey	■ BT LS 17182 LG
black	■ BT LS 17182 SW

matt lacquered

matt snow white	■ BT LS 17182 WWM
matt graphite black	■ BT LS 17182 SWM

metal colours (thermoplastic lacquered)

aluminium	■ BT AL 17182
stainless steel	■ BT ES 17182
anthracite	■ BT AL 17182 AN
dark	■ BT AL 17182 D
classic brass	■ BT ME 17182 C
antique brass	■ BT ME 17182 AT

JUNG HOME presence detector



for inserts "light" ref.-no.: 1701 SE, 1701 PSE, 1704 ESE, 1702 SE, 1710 DE, 1711 DE, 1712 DE, 1713 DSTE, 1723 NE

Intended use

- Automatic switching of lighting depending on the thermal movement and ambient brightness
- Wireless linking with JUNG HOME system devices
- Operation with system insert for switching or dimming or satellite insert 3-wire
- Ceiling installation on system insert

Product characteristics

- Commissioning and operation using JUNG HOME app with mobile device (smartphone or tablet) via Bluetooth®
- Detection range extended by combining several JUNG HOME presence detectors or via satellite input
- Screen for limiting the detection area
- Multi-coloured status indicator
- Disabling the **Prog** button
- Free linking of the motion sensor with actuator in the insert or wirelessly with other JUNG HOME devices
- Up to 16 time programs control the functions of the respective insert (ON/OFF switching)
- Staircase lighting function (automatic switch-off) with switch-off warning
- Run-on time, switch-on delay, switch-off delay
- Activate/deactivate automatic functions using the JUNG HOME app
- Automatic date and time update when connecting with smartphone
- Maximum and minimum brightness adjustable, with dimming insert
- Switch-on with last brightness or fixed switch-on brightness, with dimming insert
- Including the load in areas (groups), central functions and scenes
- Evaluation of the satellite inputs (if present) for controlling the system insert
- Bluetooth® Mesh for fully encrypted wireless communication and repeater function
- Can be updated using JUNG HOME app

Available in future via update:

(Notes on updates and schedules can be found at jung.group/junghome)

- Time programs with sunrise or sunset (astro timer)
- Time programs with random timing
- Dynamic run-on time
- Disabling function and forced guidance: Continuous ON/OFF or ON/OFF for fixed time
- Night light function with period for brightness reduction, with dimming insert
- Hotel function (orientation light instead of OFF), with dimming insert
- Warm dimming (changing of the colour temperature with simultaneous brightness increase), with DALI insert
- Constant light regulation
- Calling a scene with movement

	Ref.-no.
white	BT 17361 WW
aluminium	BT 17361 AL

Technical data

Ambient temperature:	-5 ... +45 °C
Transport temperature:	-25 ... +70 °C
Storage temperature:	-5 ... +45 °C
Relative humidity:	20 ... 70 % (no condensation)
Accuracy per month:	± 13 s
Power reserve:	min. 4 h
Dimensions (Ø x H):	103 x 66 mm
Detection angle:	360°
Detection range:	Ø approx. 20 m (mounting height 3 m)
Sensitivity:	0, 25, 50, 75, 100 %
Brightness setting:	approx. 5 ... 1,000 lx (and daytime operation)
Run-on time:	approx. 1 s ... 240 min
Radio frequency:	2402.0 ... 2480.0 MHz
Transmitting power:	max. 10 mW (class 1.5)
Transmission range in buildings:	approx. 30 m

Surface-mounted housing



to fix power units for ceiling installation (surface-mounted) of motion and presence detectors ref.-no. BT 17361 WW, BT 17361 AL

	Ref.-no.
white	PM-KAPPE
aluminium (lacquered)	PM-KAPPE AL
Technical data	
Dimensions (Ø x H):	103 x 45 mm

JUNG HOME switch actuator 1-gang mini with 2 binary inputs



Intended use

- Manual and automatic switching of lighting and common household devices
- Operation via binary inputs of the JUNG HOME actuator, JUNG HOME push-button, JUNG HOME sensors and JUNG HOME app
- Polling of conventional switching and push-button contacts for reporting states, triggering light scenes, operating

electrical loads, etc.

- Wireless linking with JUNG HOME system devices
- Installation in flush box with dimensions according to DIN 49073
- Ceiling installation in the mini housing built-in adapter, ref.-no.: FM-EBG

Product characteristics

- Commissioning and operation using JUNG HOME app with mobile device (smartphone or tablet) via Bluetooth®
- Free linking of the 2 binary inputs with JUNG HOME actuators (local or wireless)
- Independent use of actuator functions and binary inputs
- Multi-coloured status indicator and **Prog** button for commissioning
- Disabling the **Prog** button
- Including the load in areas (groups), central functions and scenes
- Up to 16 time programs
- Staircase lighting function (automatic switch-off) with switch-off warning
- Run-on time, switch-on delay, switch-off delay
- Activate/deactivate automatic functions using the JUNG HOME app
- Automatic date and time update when connecting with smartphone
- Bluetooth® Mesh for fully encrypted wireless communication and repeater function
- Can be updated using JUNG HOME app

Available in future via update:

(Notes on updates and schedules can be found at jung.group/junghome)

- Time programs with sunrise or sunset (astro timer)
- Time programs with random timing
- Disabling function and forced guidance: Continuous ON/OFF or ON/OFF for fixed time
- Wind alarm via connection of weather sensors to binary inputs
- Trigger the disabling function using binary inputs, e.g. lock-out protection with awnings, shutters and blinds, forced guidance, etc.

Ref.-no.
BT S1 B2 U

Technical data

Rated voltage:	AC 230 V ~
Mains frequency:	50/60 Hz
Input voltage:	AC 230 V ~
Stand-by power:	max. 0.2 W
Power loss:	max. 4 W
Ambient temperature:	-5 ... +45 °C
Storage temperature:	-5 ... +45 °C
Transport temperature:	-25 ... +70 °C
Relative humidity:	20 ... 70 % (no condensation)
Switching current at 35 °C	
Ohmic:	16 A (AC1)
Motors:	6 A
Installation depth:	20 mm
Accuracy per month:	± 13 s
Power reserve:	min. 4 h
Connected load at 35 °C	
Incandescent lamps:	2300 W
HV halogen lamps:	2300 W
Electronic transformers:	1500 W
Inductive transformers:	1000 VA
HV LED lamps:	typical 400 W
Compact fluorescent lamps:	typical 400 W
Fluorescent lamps non-compensated:	920 VA
Reduction of load	
for every 5 °C exceeding 25 °C:	-5 %
for installation into wooden or hollow walls:	-15 %
for installation into multiple combinations:	-20 %
Cable length	
Output cable:	max. 100 m
Binary input:	max. 50 m
Dimensions (L x W x H):	48 x 51 x 20 mm
Radio frequency:	2402.0 ... 2480.0 MHz
Transmitting power:	max. 10 mW (class 1.5)
Transmission range in buildings:	approx. 30 m

JUNG HOME blinds actuator 1-gang mini with 2 binary inputs



Intended use

- Manual and automatic control of blinds., shutters or awnings
- Operation via binary inputs of the JUNG HOME actuator, JUNG HOME push-button, JUNG HOME sensors and JUNG HOME app
- Polling of conventional switching and push-button contacts for reporting states, triggering light scenes, operating

electrical loads, etc.

- Wireless linking with JUNG HOME system devices
- Installation in flush box with dimensions according to DIN 49073
- Ceiling installation in the mini housing built-in adapter, ref.-no.: FM-EBG

Product characteristics

- Commissioning and operation using JUNG HOME app with mobile device (smartphone or tablet) via Bluetooth®
- Free linking of the 2 binary inputs with JUNG HOME actuators (local or wireless)
- Independent use of actuator functions and binary inputs
- Multi-coloured status indicator and **Prog** button for commissioning
- Disabling the **Prog** button
- Including the load in areas (groups), central functions and scenes
- Up to 16 time programs
- Ventilation position, running time, slat change-over time, change-over time for direction change and inverse operation adjustable
- Activate/deactivate automatic functions using the JUNG HOME app
- Automatic date and time update when connecting with smartphone
- Bluetooth® Mesh for fully encrypted wireless communication and repeater function
- Can be updated using JUNG HOME app

Available in future via update:

(Notes on updates and schedules can be found at jung.group/junghome)

- Time programs with sunrise or sunset (astro timer)
- Time programs with random timing
- Wind alarm via connection of weather sensors to binary inputs
- Trigger the disabling function using binary inputs, e.g. lock-out protection with awnings, shutters and blinds, forced guidance, etc.

Ref.-no.
BT J1 B2 U

Technical data

Rated voltage:	AC 230 V ~
Mains frequency:	50/60 Hz
Stand-by power:	max. 0.2 W
Power loss:	max. 4 W
Ambient temperature:	-5 ... +45 °C
Storage temperature:	-5 ... +45 °C
Transport temperature:	-25 ... +70 °C
Relative humidity:	20 ... 70 % (no condensation)
Connected load	
Motors:	700 W
Installation depth:	20 mm
Accuracy per month:	± 13 s
Power reserve:	min. 4 h
Cable length	
Output cable:	max. 100 m
Binary input:	max. 50 m
Dimensions (L x W x H):	48 x 51 x 20 mm
Connection, outputs	
single wire:	1 x 0.5 ... 2.5 mm ² 2 x 0.5 ... 2.5 mm ²
stranded without ferrule:	1 x 0.5 ... 4.0 mm ² 2 x 0.5 ... 2.5 mm ²
stranded with ferrule:	1 x 0.5 ... 2.5 mm ² 2 x 0.5 ... 1.5 mm ²
Radio frequency:	2402.0 ... 2480.0 MHz
Transmitting power:	max. 10 mW (class 1.5)
Transmission range in buildings:	approx. 30 m

Mounting adapter for mini housing



The mounting adapter is equipped with a strain relief and a cover for the contact terminals. It enables the installation of mini actuators into false ceilings or on DIN rails. Dimensions: 97 x 53 x 36 mm

Ref.-no.
FM-EBG

JUNG HOME gateway



including power supply
including LAN cable

Intended use

- Connecting JUNG HOME devices to myJUNG services, e.g. for voice control
- Connecting JUNG HOME devices to other smart home systems via the local network
- Only suitable for use in indoor areas that are free of dripping and splashing water
- For wall installation or as desktop device (top-hat rail mounting with separately available adapter for rail mounting, ref.-no.: MA-REG)

Product characteristics

- Commissioning and operation using JUNG HOME app with mobile device (smartphone or tablet) via Bluetooth®
- Bluetooth® Mesh for fully encrypted wireless communication and repeater function
- Encrypted communication via myJUNG services e.g. with services from Alexa, Google Home
- 3 status LEDs for commissioning and operation support
- Button for commissioning and for factory reset
- RJ45 socket and included LAN cable for connecting to WLAN router
- Can be updated using JUNG HOME app
- Encrypted communication with local network e.g. with wibutler pro and Mediola gateway

The gateway has been awarded the "Smart Home - Information Security Tested" certificate by the VDE Institute.

Ref.-no.

with Europlug
including adapter for UK and China

BT S GATEWAY
BT S GATEWAY-INT

Technical data

Gateway	
Power consumption stand-by:	< 2 W
Dimensions (L x W x H):	102 x 102 x 28 mm
Operating temperature:	-5 ... +45 °C
Storage/transport temperature:	-20 ... +70 °C
Degree of protection:	IP20
Radio frequency:	2402.0 ... 2480.0 MHz
Transmission range in buildings:	approx. 30 m
Transmitting power:	10 dBm / 10 mW, class 1.5
LAN:	1 x 10/100/1000 Mbit/s
Power supply	
Supply voltage:	AC 230 V
Mains frequency:	50/60 Hz
Output voltage:	5 V SELV
Connection USB:	Micro USB-B

Mounting adapter for DIN rail

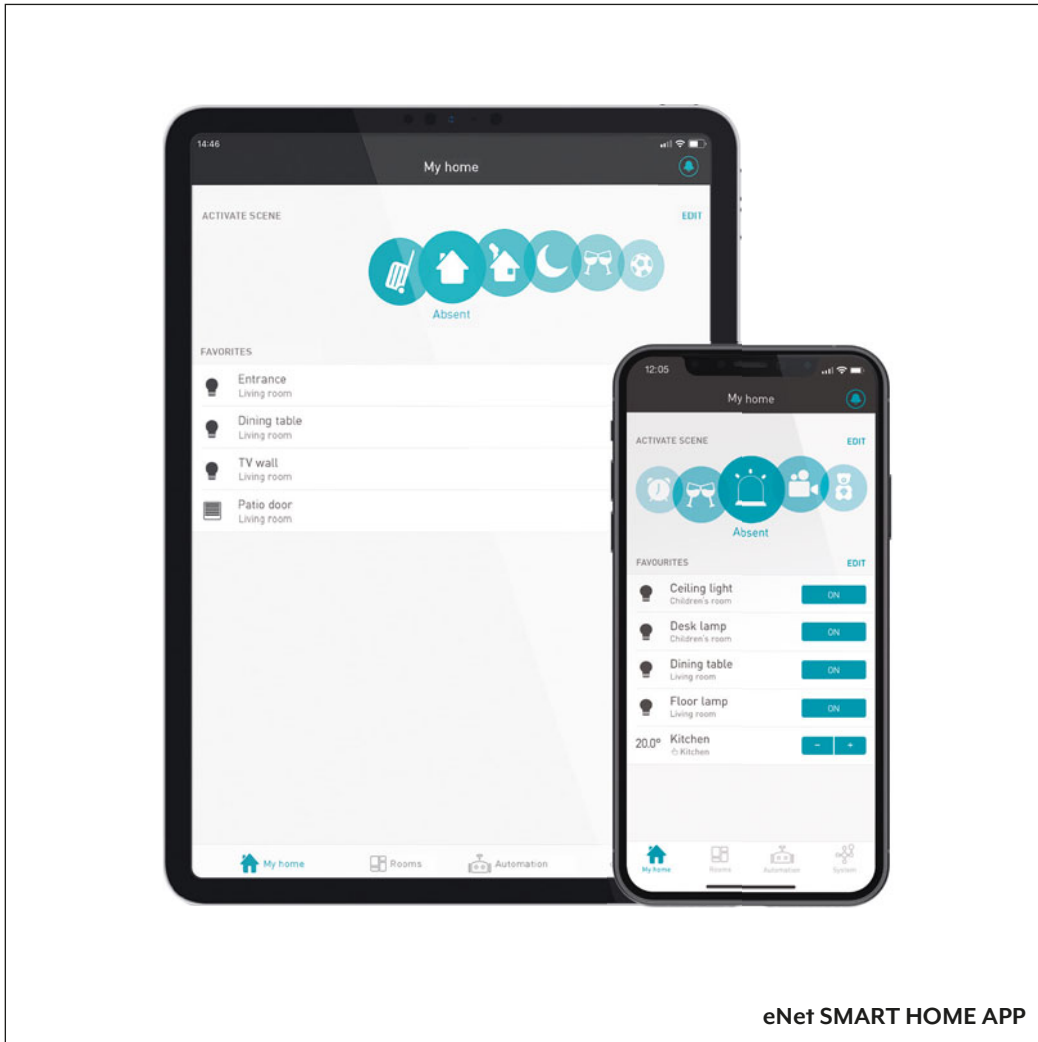


For mounting the JUNG HOME gateway
(ref.-no.: BTS GATEWAY..) on DIN rail for use in distribution
boxes

Ref.-no.

MA-REG

eNet SMART HOME



Switching or dimming lights. Control blinds or heating – from home or on the move. JUNG eNet SMART HOME is the ideal solution for more convenience and security in your home and in the office.

eNet SMART HOME

eNet SMART HOME is the wireless solution for a networked system. It is operated via touch displays, tablet and smartphone or via voice command – fully encrypted and secure, even for remote access.

eNet SMART HOME connect

This is the browser-based set-up interface for installers. It links the eNet transmitters to the actuators and makes or defines settings and performs diagnostics.



eNet SMART HOME app

The app is available in Android and iOS versions and enables operation of the eNet SMART HOME facility through a smartphone. Simple operation takes place through the home network or through remote access over the internet.



eNet SMART HOME remote

The home under control at all times: users can always access their eNet installation via the eNet SMART HOME app even when on the move. Up to eight end devices can be used with one registration.



eNet SMART HOME secure

The eNet SMART HOME is protected by targeted security measures. These include data security, the server location in Germany and protection against manipulation as well as pre-encrypted radio transmission.



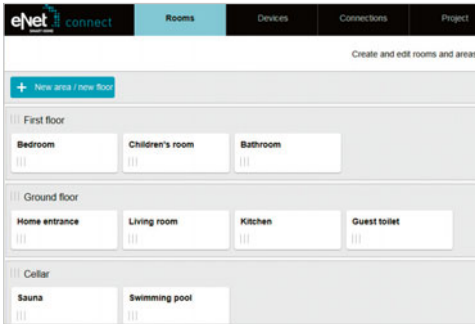
Secure communication

The information security of the remote access eNet SMART HOME remote (backend API) is verified by VDE.



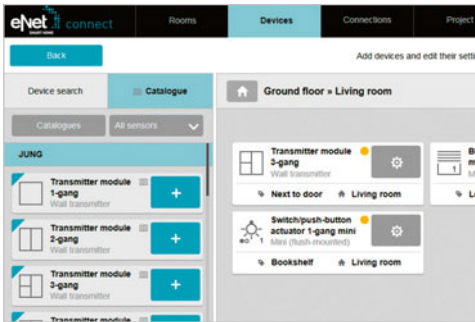
Easy to set up

The browser-based eNet SMART HOME connect set-up interface is already integrated in the eNet Server. This makes it convenient to assign devices, functions and installations on the display. The documentation and processing of created projects are easily done. As soon as the computer and the eNet Server are connected with each other, the application can be started.



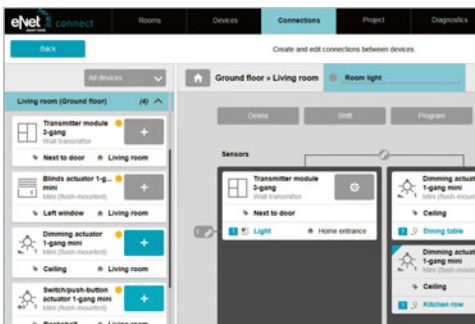
CREATING ROOMS

The rooms for a project are created first. These can be freely named. Careful structure planning is important, as this is reflected 1:1 in the visualisation.



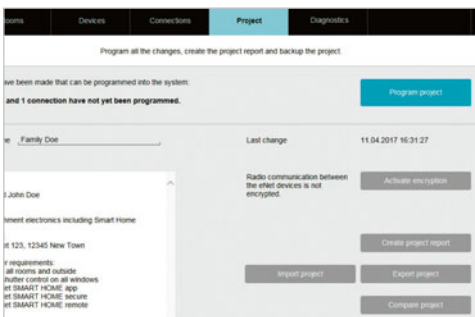
FINDING DEVICES AND ALLOCATING TO ROOMS

The device search is used to add devices from the eNet system to the project. In this way, all devices in learning mode or that have been connected to the electrical supply in the last few minutes are found and displayed. Afterwards, the devices can be allocated to rooms and the device channels named individually as appropriate for their use.



MAKING CONNECTIONS

Now, actuator and sensor channels are assigned to each other and functionally connected with each other. The devices networked in this way communicate with each other directly when operated, which results in a very robust, fail-safe function.

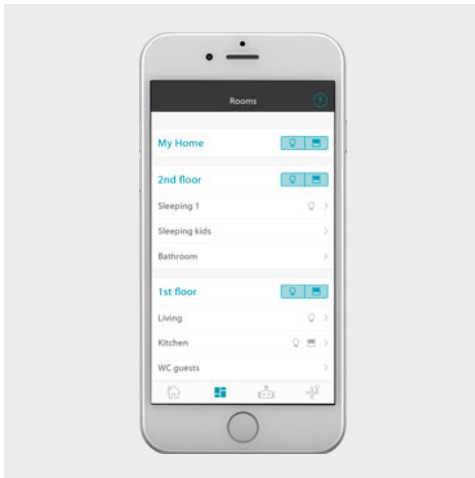


WRITING AND EXPORTING PROJECTS

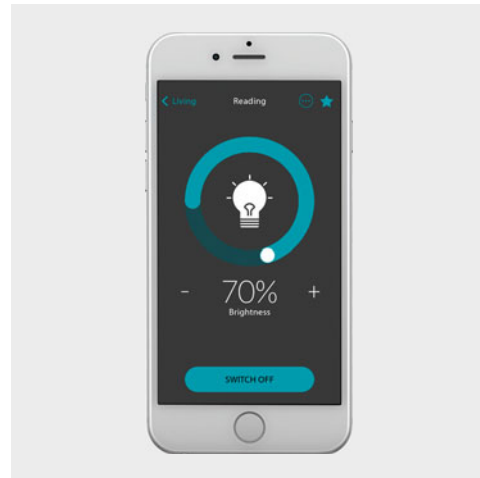
In the final step, the project design data are written to the devices. The app visualisation is generated automatically. In addition, the electrical installer can export the project, use it as a backup or as a template for future projects.

Everything under mobile control

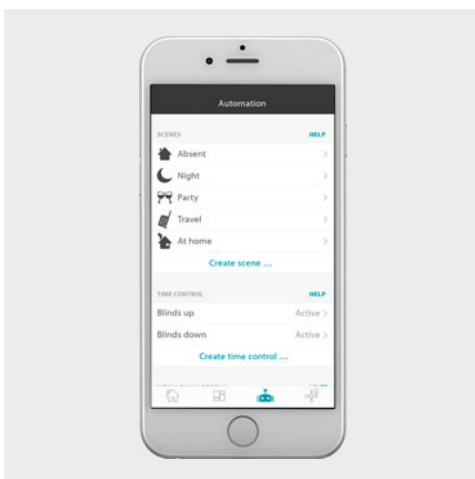
Control eNet SMART HOME from anywhere: simply via mobile app – whether in your own WLAN or via remote access. Including all settings affecting the Smart Home. Base: the eNet Server.



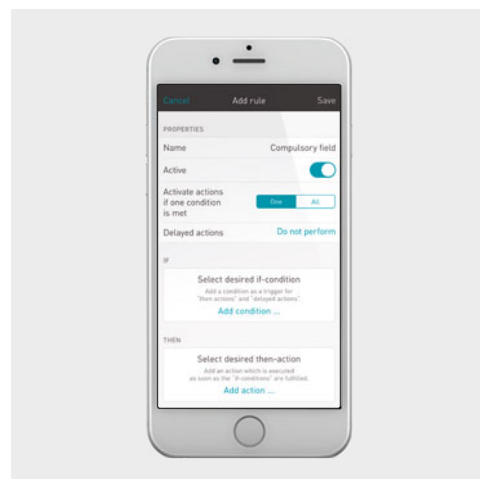
Display all rooms with their functions



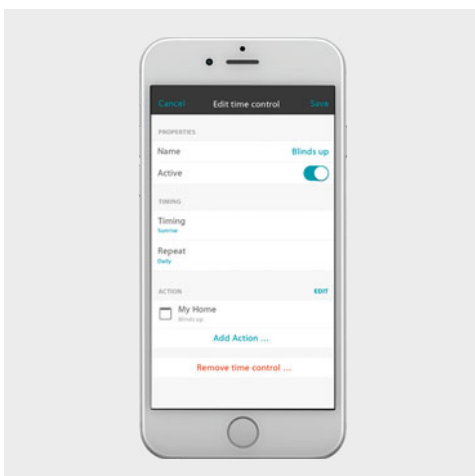
Simply record and control all functions



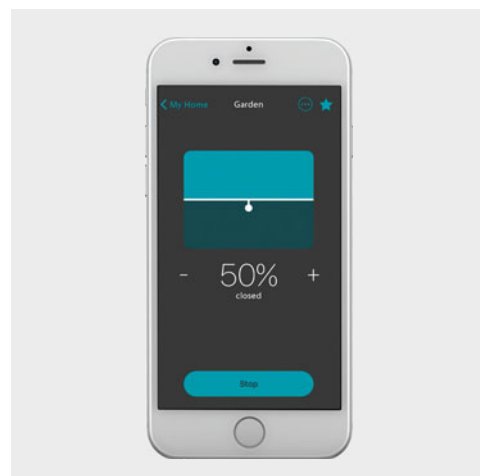
Combine functions into comfort scenes



Programming event-dependent functions



Create time-controlled function sequences



Fingertip operation of all individual functions

eNet radio hand-held transmitter**1-gang Toggle**

- Hand-held transmitter for radio transmission of switching, dimming, and blind movement commands
- Battery operation with one included lithium button cell (CR 2450N)

Ref.-no.

anthracite

FM HS 1 T**eNet radio hand-held transmitter****2-gang**

- Hand-held transmitter for radio transmission of switching, dimming, blind movement and scene commands
- Switch-on brightness of dimmer actuators can be saved
- Scenes, radio hand-held transmitter, 2x: All Off, three individual scenes
- Battery operation with one included lithium button cell

(CR 2450N)

Ref.-no.

anthracite

FM HS 2**eNet radio hand-held transmitter****4-gang**

- Hand-held transmitter for radio transmission of switching, dimming, blind movement and scene commands
- Switch-on brightness of dimmer actuators can be saved
- Scenes, radio hand-held transmitter, 4x: All Off, seven individual scenes
- Battery operation with one included lithium button cell

(CR 2450N)

Ref.-no.

anthracite

FM HS 4**eNet universal radio transmitter mini****2-gang**

- Transmitter for radio communication of switching, dimming, blind movement and scene commands
- Activation by push-button, switch, shutter push-button, shutter switch or other devices with push-button contact or switching contact

Ref.-no.**FM US 2 UP****eNet radio transmitter modules F 50**

including mounting plate, adhesive film and fastening screw

- Radio sensor for transmission of switching, dimming, blind movement and scene commands
- Operation with radio actuators from the eNet system
- Mounting on flush box with dimensions according to DIN 49073, screw fixing on walls or adhesive fixing on smooth, even surfaces (glass)
- Display of the actuator status for status poll by a green LED per channel
- Display of the transmission status by a red LED
- Switch-on brightness of dimmer actuators can be saved
- Battery operation with one included lithium button cell (CR 2450N)

for AS and A ranges**eNet radio transmitter module 1-gang**including transparent cover ref.-no.: A 50 NA
for cover kit 1-gang, ref.-no.: A 501 TSA ..**Ref.-no.****FM A 5001 M****eNet radio transmitter module 2-gang**including transparent cover ref.-no.: A 50 NA
for cover kit 2-gang, ref.-no.: A 502 TSA ..**Ref.-no.****FM A 5002 M****eNet radio transmitter module 3-gang**including transparent cover ref.-no.: A 50 NA
for cover kit 3-gang, ref.-no.: A 503 TSA ..**Ref.-no.****FM A 5003 M****eNet radio transmitter module 4-gang**including transparent cover ref.-no.: A 50 NA
for cover kit 4-gang, ref.-no.: A 504 TSA ..**Ref.-no.****FM A 5004 M****Cover kits for AS and A ranges** see page 395**for CD range****eNet radio transmitter module 1-gang**including transparent cover ref.-no.: CD 50 NA
for cover kit 1-gang, ref.-no.: CD 501 TSA ..**Ref.-no.****FM CD 5001 M**

eNet radio transmitter module 2-gang



including transparent cover ref.-no.: CD 50 NA
for cover kit 2-gang, ref.-no.: CD 502 TSA ..

Ref.-no.
FM CD 5002 M

eNet radio transmitter module 3-gang



including transparent cover ref.-no.: CD 50 NA
for cover kit 3-gang, ref.-no.: CD 503 TSA ..

Ref.-no.
FM CD 5003 M

eNet radio transmitter module 4-gang



including transparent cover ref.-no.: CD 50 NA
for cover kit 4-gang, ref.-no.: CD 504 TSA ..

Ref.-no.
FM CD 5004 M

Cover kits for CD range see page 398

for LS range

eNet radio transmitter module 1-gang



including transparent cover ref.-no.: LS 50 NA
for cover kit 1-gang, ref.-no.: ..501 TSA .. in the LS range
Cannot be combined with frames in FLAT DESIGN.

Ref.-no.
FM LS 5001 M

eNet radio transmitter module 2-gang



including transparent cover ref.-no.: LS 50 NA
for cover kit 2-gang, ref.-no.: ..502 TSA .. in the LS range
Cannot be combined with frames in FLAT DESIGN.

Ref.-no.
FM LS 5002 M

eNet radio transmitter module 3-gang



including transparent cover ref.-no.: LS 50 NA
for cover kit 3-gang, ref.-no.: ..503 TSA .. in the LS range
Cannot be combined with frames in FLAT DESIGN.

Ref.-no.
FM LS 5003 M

eNet radio transmitter module 4-gang



including transparent cover ref.-no.: LS 50 NA
for cover kit 4-gang, ref.-no.: ..504 TSA .. in the LS range
Cannot be combined with frames in FLAT DESIGN.

Ref.-no.
FM LS 5004 M

Cover kits for LS range see page 401


eNet radio transmitter modules F 40

Adapter frames are included in delivery:
ref.-no. LS 4 AR for LS range (pre-mounted) and ref.-no. CD 4 AR for CD range.
AS / A ranges without adapter frame.

including mounting plate, adhesive film and fastening screw
Cannot be combined with frames in FLAT DESIGN.

- Radio sensor for transmission of switching, dimming, blind movement and scene commands
- Operation with radio actuators from the eNet system
- Mounting on flush box with dimensions according to DIN 49073, screw fixing on walls or adhesive fixing on smooth, even surfaces (glass)
- Each button is "divided" into an upper and lower half belonging to a channel
- Display of the actuator status for status poll by a green LED per channel
- Display of the transmission status by a red LED
- Switch-on brightness of dimmer actuators can be saved
- Battery operation with one included lithium button cell (CR 2450N)


eNet radio transmitter module 1-gang



for cover kit 1-gang, ref.-no.: .. 401 TSA ..
for cover 1-gang with symbols, ref.-no.: .. 401 TSAP ..

Ref.-no.
FM 4001 M


eNet radio transmitter module 2-gang



for cover kit 2-gang, ref.-no.: .. 402 TSA ..
for cover 2-gang with symbols, ref.-no.: .. 402 TSAP ..

Ref.-no.
FM 4002 M


eNet radio transmitter module 3-gang



for cover kit 3-gang, ref.-no.: .. 403 TSA ..
for cover 2-gang with symbols, ref.-no.: .. 402 TSAP ..
for cover 4-gang with symbols, ref.-no.: .. 404 TSAP ..

Ref.-no.
FM 403 M

eNet radio transmitter module 4-gang



for cover kit 4-gang, ref.-no.: .. 404 TSA ..
for cover 4-gang with symbols, ref.-no.: .. 404 TSAP ..

Ref.-no.
FM 404 M

Cover kits for AS and A ranges see page 382

Cover kits for CD range see page 386

Cover kits for LS range see page 389

eNet push-button standard 1-gang

for inserts "blinds" ref.-no.: 1730 JE and 1731 JE
for inserts "light" ref.-no.: 1701 SE, 1701 PSE, 1704 ESE, 1702 SE, 1710 DE,
1711 DE, 1713 DSTE, 1723 NE

- Manual, radio-controlled and time-controlled operation of e.g. blinds, shutters, awnings, lighting or fans
- Status feedback to radio transmitter
- Status indication with LED
- Night mode
- Evaluation of the satellite inputs (if present) for controlling the system insert
- Functions in combination with blinds insert
- Positioning of blinds, shutters and awnings via scene request
- Position for sun protection and twilight
- Running time and ventilation position of the blind/shutter can be saved
- Functions in combination with light insert
- Scene operation possible
- Switch-on brightness can be saved permanently when combined with flush-mounted inserts for dimming

A labelling request in the GRAPHIC TOOL must be submitted together with the order: jung.group/gt

Subsequent labelling of the buttons is not possible.

for AS range



Ref.-no.

Duroplastic (scratch-proof) glossy

- | | | |
|-------|---|----------------------|
| ivory | ■ | FM AS 1700 |
| white | ■ | FM AS 1700 WW |

for A range



Ref.-no.

Duroplastic (scratch-proof) glossy

- | | | |
|-------|---|---------------------|
| white | ■ | FM A 1700 WW |
| black | ■ | FM A 1700 SW |

Duroplastic lacquered

- | | | |
|-----------|---|---------------------|
| aluminium | ■ | FM A 1700 AL |
| champagne | ■ | FM A 1700 CH |
| mocha | ■ | FM A 1700 MO |

Thermoplastic (breakproof) high-gloss

- | | | |
|-------|---|------------------------|
| white | ■ | FM A 1700 BF WW |
| black | ■ | FM A 1700 BF SW |

matt lacquered

- | | | |
|---------------------|---|-------------------------|
| matt snow white | ■ | FM A 1700 BF WWM |
| matt graphite black | ■ | FM A 1700 BF SWM |
| matt anthracite | ■ | FM A 1700 BF ANM |

for CD range



Ref.-no.

Duroplastic (scratch-proof) glossy

- | | | |
|------------|---|----------------------|
| ivory | ■ | FM CD 1700 |
| white | ■ | FM CD 1700 WW |
| brown | ■ | FM CD 1700 BR |
| grey | ■ | FM CD 1700 GR |
| light grey | ■ | FM CD 1700 LG |
| black | ■ | FM CD 1700 SW |

Metal versions (anodized aluminium)

- | | | |
|-------------|---|----------------------|
| gold-bronze | ■ | FM CD 1700 GB |
| platinum | ■ | FM CD 1700 PT |

for LS range



Ref.-no.

Duroplastic (scratch-proof) glossy

- | | | |
|------------|---|----------------------|
| ivory | ■ | FM LS 1700 |
| white | ■ | FM LS 1700 WW |
| light grey | ■ | FM LS 1700 LG |
| black | ■ | FM LS 1700 SW |

matt lacquered

- | | | |
|---------------------|---|-----------------------|
| matt snow white | ■ | FM LS 1700 WWM |
| matt graphite black | ■ | FM LS 1700 SWM |

Metal versions

- | | | |
|----------------------------------|---|----------------------|
| aluminium | ■ | FM AL 1700 |
| stainless steel | ■ | FM ES 1700 |
| anthracite (aluminium lacquered) | ■ | FM AL 1700 AN |
| dark (aluminium lacquered) | ■ | FM AL 1700 D |
| chrome | ■ | FM GCR 1700 |
| gold-coloured | ■ | FM GO 1700 |
| classic brass | ■ | FM ME 1700 C |
| antique brass | ■ | FM ME 1700 AT |

eNet push-button standard 1-gang with arrow symbols

for inserts "blinds" ref.-no.: 1730 JE and 1731 JE
 for inserts "light" ref.-no.: 1701 SE, 1701 PSE, 1704 ESE, 1702 SE, 1710 DE, 1711 DE, 1713 DSTE, 1723 NE



for AS range

	Ref.-no.
Duroplastic (scratch-proof) glossy	
ivory	FM AS 1700 P
white	FM AS 1700 P WW



for A range

	Ref.-no.
Duroplastic (scratch-proof) glossy	
white	FM A 1700 P WW
black	FM A 1700 P SW
Duroplastic lacquered	
aluminium	FM A 1700 P AL
champagne	FM A 1700 P CH
mocha	FM A 1700 P MO
Thermoplastic (breakproof) high-gloss	
white	FM A 1700 BFP WW
black	FM A 1700 BFP SW
matt lacquered	
matt snow white	FM A 1700 BFP WWM
matt graphite black	FM A 1700 BFP SWM
matt anthracite	FM A 1700 BFP ANM



for CD range

	Ref.-no.
Duroplastic (scratch-proof) glossy	
ivory	FM CD 1700 P
white	FM CD 1700 P WW
brown	FM CD 1700 P BR
grey	FM CD 1700 P GR
light grey	FM CD 1700 P LG
black	FM CD 1700 P SW
Metal versions (anodized aluminium)	
gold-bronze	FM CD 1700 P GB
platinum	FM CD 1700 P PT



for LS range

	Ref.-no.
Duroplastic (scratch-proof) glossy	
ivory	FM LS 1700 P
white	FM LS 1700 P WW
light grey	FM LS 1700 P LG
black	FM LS 1700 P SW
matt lacquered	
matt snow white	FM LS 1700 P WWM
matt graphite black	FM LS 1700 P SWM
Metal versions	
aluminium	FM AL 1700 P
stainless steel	FM ES 1700 P
anthracite (aluminium lacquered)	FM AL 1700 P AN
dark (aluminium lacquered)	FM AL 1700 P D
chrome	FM GCR 1700 P
gold-coloured	FM GO 1700 P
classic brass	FM ME 1700 P C
antique brass	FM ME 1700 P AT

eNet push-button universal 1-gang

for inserts "blinds" ref.-no.: 1730 JE and 1731 JE
 for inserts "light" ref.-no.: 1701 SE, 1701 PSE, 1704 ESE, 1702 SE, 1710 DE, 1711 DE, 1713 DSTE, 1723 NE

- Manual, radio-controlled and time-controlled operation of e.g. blinds, shutters, awnings, lighting or fans
 - 2 switching times can be saved, which are repeated in a 24-hour cycle
 - Disabling function
 - Status feedback to radio transmitter
 - Status indication with LED
 - Night mode
 - Evaluation of the satellite inputs (if present) for controlling the system insert
- Functions in combination with blinds insert
- Positioning of blinds, shutters and awnings via scene request
 - Position for sun protection and twilight
 - Running time and ventilation position of the blind/shutter can be saved
- Functions in combination with light insert
- Scene operation possible
 - Switch-on brightness can be saved permanently when combined with flush-mounted inserts for dimming

A labelling request in the GRAPHIC TOOL must be submitted together with the order: jung.group/gt
 Subsequent labelling of the buttons is not possible.



for AS range

	Ref.-no.
Duroplastic (scratch-proof) glossy	
ivory	■ FM AS 1701
white	■ FM AS 1701 WW

for A range



Ref.-no.

Duroplastic (scratch-proof) glossy	
white	■ FM A 1701 WW
black	■ FM A 1701 SW
Duroplastic lacquered	
aluminium	■ FM A 1701 AL
champagne	■ FM A 1701 CH
mocha	■ FM A 1701 MO
Thermoplastic (breakproof) high-gloss	
white	■ ■ FM A 1701 BF WW
black	■ ■ FM A 1701 BF SW
matt lacquered	
matt snow white	■ FM A 1701 BF WWM
matt graphite black	■ FM A 1701 BF SWM
matt anthracite	■ FM A 1701 BF ANM

for CD range



Ref.-no.

Duroplastic (scratch-proof) glossy	
ivory	■ FM CD 1701
white	■ FM CD 1701 WW
brown	■ FM CD 1701 BR
grey	■ FM CD 1701 GR
light grey	■ FM CD 1701 LG
black	■ FM CD 1701 SW
metal colours (duroplastic lacquered)	
gold-bronze	■ FM CD 1701 GB
platinum	■ FM CD 1701 PT

for LS range



Ref.-no.

Duroplastic (scratch-proof) glossy	
ivory	■ FM LS 1701
white	■ FM LS 1701 WW
light grey	■ FM LS 1701 LG
black	■ FM LS 1701 SW
matt lacquered	
matt snow white	■ FM LS 1701 WWM
matt graphite black	■ FM LS 1701 SWM
Metal versions	
aluminium	■ ■ FM AL 1701
stainless steel	■ ■ FM ES 1701
anthracite (aluminium lacquered)	■ ■ FM AL 1701 AN
dark (aluminium lacquered)	■ ■ FM AL 1701 D
chrome	■ FM GCR 1701
gold-coloured	■ FM GO 1701
classic brass	■ FM ME 1701 C
antique brass	■ FM ME 1701 AT

eNet push-button universal 1-gang with arrow symbols

for inserts "blinds" ref.-no.: 1730 JE and 1731 JE
 for inserts "light" ref.-no.: 1701 SE, 1701 PSE, 1704 ESE, 1702 SE, 1710 DE,
 1711 DE, 1713 DSTE, 1723 NE

for AS range



Ref.-no.

Duroplastic (scratch-proof) glossy	
ivory	FM AS 1701 P
white	FM AS 1701 P WW

for A range



Ref.-no.

Duroplastic (scratch-proof) glossy	
white	FM A 1701 P WW
black	FM A 1701 P SW
Duroplastic lacquered	
aluminium	FM A 1701 P AL
champagne	FM A 1701 P CH
mocha	FM A 1701 P MO
Thermoplastic (breakproof) high-gloss	
white	FM A 1701 BFP WW
black	FM A 1701 BFP SW
matt lacquered	
matt snow white	FM A 1701 BFP WWM
matt graphite black	FM A 1701 BFP SWM
matt anthracite	FM A 1701 BFP ANM

for CD range



Ref.-no.

Duroplastic (scratch-proof) glossy	
ivory	FM CD 1701 P
white	FM CD 1701 P WW
brown	FM CD 1701 P BR
grey	FM CD 1701 P GR
light grey	FM CD 1701 P LG
black	FM CD 1701 P SW
metal colours (duroplastic lacquered)	
gold-bronze	FM CD 1701 P GB
platinum	FM CD 1701 P PT

for LS range



Ref.-no.

Duroplastic (scratch-proof) glossy	
ivory	FM LS 1701 P
white	FM LS 1701 P WW
light grey	FM LS 1701 P LG
black	FM LS 1701 P SW
matt lacquered	
matt snow white	FM LS 1701 P WWM
matt graphite black	FM LS 1701 P SWM
Metal versions	
aluminium	FM AL 1701 P
stainless steel	FM ES 1701 P
anthracite (aluminium lacquered)	FM AL 1701 P AN
dark (aluminium lacquered)	FM AL 1701 P D
chrome	FM GCR 1701 P
gold-coloured	FM GO 1701 P
classic brass	FM ME 1701 P C
antique brass	FM ME 1701 P AT

eNet radio brightness detector, solar-powered



- Sensor for brightness-dependent control of eNet actuators
- Mounting on window panes in interiors
- Triggers scenes when the set sun protection and twilight value is exceeded or undershot
- Temperature-dependent sun protection possible
- Scene buttons for sun protection and twilight
- Solar-powered device

Ref.-no.

FM FS 1 S

Technical data

Ambient temperature:	-5 ... +45 °C
Brightness setting:	4,000 ... 80,000 lx
Twilight setting:	5 ... 250 lx
Temperature setting:	+15 ... +40 °C (and OFF)
Dimensions (Ø x H):	75 x 27 mm

eNet motion detector

battery-powered device for controlling eNet radio actuators



- Automatic switching of lighting depending on the thermal movement and ambient brightness
- LED for signalling
- Brightness threshold adjustable
- Run-on time adjustable
- Sensitivity selectable

Ref.-no.

FM DW 360 WW

Technical data

Rated voltage:	DC 6 V
Ambient temperature:	-5 ... +45 °C
Brightness setting:	approx. 5 ... 2,000 lx (and daytime operation)
Sensitivity:	25 ... 100 %
Run-on time:	approx. 10 s ... 30 min (with eNet server 60 min)
Mounting height:	2.50 m
Detection angle:	360°
Detection range	
Radial movement:	Ø approx. 5 m
Tangential movement:	Ø approx. 8 m
Dimensions (Ø x H):	103 x 42 mm

eNet radio energy detector 1-gang mini



- Energy sensor for radio transmission of energy values
- Sensor for load-dependent control of eNet actuators with eNet server
- Calculation of the active power and the active energy
- Event or time-controlled transmission of measured value telegrams to the eNet server

Ref.-no.

FM ES 3680 UP

Technical data

Rated voltage:	AC 230 V ~, 50/60 Hz
Rated load current:	16 A
Dimensions (Ø x H):	53 x 23 mm
Transmitted power and energy values	
Active power:	-4,000 ... 4,000 W
Apparent power:	0 ... 4000 VA
Reactive power:	-4,000 ... 4,000 var
Active energy:	-99,999 ... 99,999 kWh

eNet radio energy detector 4-gang, for rail mounting



- Energy sensor to determine energy values
- Sensor for load-dependent control of eNet actuators with eNet server
- Transfer of the measured values to the eNet server
- Separate calculation of the active power and the active power for each measuring channel
- Event or time-controlled transmission of measured value telegrams to the eNet server

Ref.-no.

FM ES 36804 REG

Technical data

Rated voltage:	AC 230 V ~, 50/60 Hz
Rated load current:	16 A
Mounting width:	72 mm (4 rail units)
Transmitted power and energy values	
Active power:	-4,000 ... 4,000 W
Apparent power:	0 ... 4000 VA
Reactive power:	-4,000 ... 4,000 var
Active energy:	-99,999 ... 99,999 kWh

eNet radio switch/push-button actuator 1-gang mini



- Switching of lighting
- Operation with suitable eNet radio transmitters
- Installation in flush box with dimensions according to DIN 49073 in combination with a suitable cover
- Mounting in surface-mounted housing or mounting adapter (ref.-no. FM-EBG) for false ceilings

Ref.-no.

FM AS 10 UP

Technical data

Connected load at 35 °C	
Incandescent lamps:	2300 W
HV halogen lamps:	2000 W
Electronic transformers:	1500 W
Inductive transformers:	1000 VA
HV LED lamps:	typical 500 W
Compact fluorescent lamps:	typical 500 W
Fluorescent lamps non-compensated:	920 VA
Capacitive load:	690 VA (560 µF)

eNet radio switch/push-button actuator with floating contact, 1-gang mini

- Switching of lighting
- Operation with suitable eNet radio transmitters
- Installation in flush box with dimensions according to DIN 49073 in combination with a suitable cover
- Mounting in surface-mounted housing or mounting adapter (ref.-no. FM-EBG) for false ceilings

Ref.-no.**FM AS PF 10 UP****Technical data**

Connected load at 35 °C	
Incandescent lamps:	2300 W
HV halogen lamps:	2000 W
Electronic transformers:	1500 W
Inductive transformers:	1000 VA
HV LED lamps:	typical 500 W
Compact fluorescent lamps:	typical 500 W
Fluorescent lamps non-compensated:	920 VA
Capacitive load:	690 VA (560 µF)

eNet radio switch/push-button actuator 2-gang mini

- Switching of lighting and single-phase motors
- Operation with suitable eNet radio transmitters
- Installation in flush box with dimensions according to DIN 49073 in combination with a suitable cover
- Mounting in surface-mounted housing or mounting adapter (ref.-no. FM-EBG) for false ceilings

Ref.-no.**FM AS 26 UP****Technical data**

Connected load per output at 35 °C	
Incandescent lamps:	2300 W
HV halogen lamps:	2000 W
Electronic transformers:	1500 W
Inductive transformers:	1000 VA
HV LED lamps:	typical 500 W
Compact fluorescent lamps:	typical 500 W
Fluorescent lamps non-compensated:	920 VA
Motors:	450 VA
Capacitive load:	690 VA (560 µF)

eNet radio blinds actuator 1-gang mini

- Operating mode switch for switch-over to blind actuator, shutter actuator or parameterisation via eNet server
- Positioning of the blind and slats via light scene recall
- Position for sun protection and twilight can be saved
- Status feedback to radio transmitter
- Switchable output with **Prog** button
- Blind/shutter running time can be saved
- Slat change-over time can be saved
- Fabric-stretching for awnings
- Status indication with LED

Ref.-no.**FM J 50700 UP****Technical data**

Rated voltage:	AC 230 V ~, 50/60 Hz
Connected load	
Motors:	1000 W

eNet radio dimming actuator 1-gang mini

- Switching and dimming of incandescent lamps, HV halogen lamps, electronic transformers for halogen or LED lamps, dimmable inductive transformers for halogen or LED lamps, HV LED or compact fluorescent lamps
- Switch-on via bulb-preserving soft start
- Switch-on brightness can be saved permanently
- Minimum brightness can be saved permanently
- Scene operation possible
- Status indication with LED
- Status feedback to radio transmitter
- Switchable with **Prog** button
- Electronic short-circuit protection with permanent switch-off after 7 seconds at the latest
- Electronic over-temperature protection
- Automatic or manual setting of the dimming principle suitable for the load
- Power extension possible by means of power boosters (ref.-no. ULZ 1755 REG)

Ref.-no.**FM UD 20250 UP****Technical data**

Rated voltage:	AC 230 V ~, 50/60 Hz
Connected load at 45 °C	
Incandescent lamps:	20 ... 250 W
HV halogen lamps:	20 ... 250 W
Dimmable HV LED lamps:	typical 3 ... 70 W
Dimmable compact fluorescent lamps:	typical 3 ... 70 W

eNet radio push-button controller 1-10 V 1-gang mini

- Switching and brightness setting of luminaires with 1-10 V interface
- Switch-on brightness can be saved permanently
- Minimum brightness can be saved permanently
- Scene operation possible
- Status indication of the 1-10 V subscribers via LED
- Status feedback to radio transmitter
- 1-10 V subscribers switchable with **Prog** button
- 1-10 V interface is protected against reverse polarity

Ref.-no.**FM ST 50 UP****Technical data**

Rated voltage:	AC 230 V ~, 50/60 Hz
Connected load	
Ohmic load:	1380 W
Capacitive load:	690 VA (560 µF)

eNet radio DALI gateway 1-gang mini

- Switching and brightness setting for luminaires with DALI interface
- Joint operation of all the connected DALI ballasts, broadcast
- Electronic short-circuit protection of the DALI supply with permanent switch-off after 8 seconds
- Electronic over-temperature protection of the DALI supply with self-retain
- DALI supply for a maximum of 12 DALI subscribers
- Parallel switching of up to 6 DALI control units with the option of supplying up to 72 DALI subscribers
- Switch-on brightness can be saved permanently
- Minimum brightness can be saved permanently
- Scene operation possible
- Status indication with LED
- Status feedback to radio transmitter
- DALI ballast is switchable with **Prog** button

Ref.-no.**FM STD 8 UP**

Mounting adapter for mini housing



The mounting adapter is equipped with a strain relief and a cover for the contact terminals. It enables the installation of mini actuators into false ceilings or on DIN rails.
Dimensions: 97 x 53 x 36 mm

Ref.-no.
FM-EBG

eNet radio receiver for rail mounting



rail mounting device, 2 rail units

- Radio receiver for flush-mounted series modules
- Integrated antenna
- Operation with power supply, ref.-no.: NT 1220 REG VDC
- Mounting on DIN rail according to EN 60715 in distribution box

Ref.-no.
FM FK 32 REG

eNet antenna



The antenna with magnetic pedestal supplements the integrated antenna of the radio receiver for rail mounting and eNet server in case of unfavourable installation conditions, e.g. a metallic distribution box.

Ref.-no.
FM ANT

Technical data

Antenna length: 17 cm
Cable length: 1.4 m

Power supply for rail mounting



for eNet master receiver ref.-no.: FM FK 32 REG
for eNet server ref.-no.: ENET-SERVER
rail mounting device, 2 rail units

Ref.-no.
NT 1220 REG VDC

Technical data

Input voltage: AC 100 ... 240 V ~, 50/60 Hz
Input current: 505 mA
Output voltage: DC 12 V
Output current: 2 A

eNet radio switch/push-button actuator 1-gang, for rail mounting



rail mounting device, 2 rail units

- Switching of lighting
- Operation with suitable eNet radio transmitters
- Operation with power supply (ref.-no. NT 1220 REG VDC) and eNet radio receiver (ref.-no. FM FK 32 REG) or eNet server

Ref.-no.
FM AS 16 REG

Technical data

Rated voltage: AC 230 V ~, 50/60 Hz
Connected load
Incandescent lamps: 2300 W
HV halogen lamps: 2000 W
Electronic transformers: 1500 W
HV LED lamps: typical 500 W
Compact fluorescent lamps: typical 500 W
Inductive transformers: 1000 VA
Fluorescent lamps non-compensated: 920 VA
Capacitive load: 690 VA (560 µF)

eNet radio switch/push-button actuator 8-gang / blinds actuator 4-gang, for rail mounting



rail mounting device, 4 rail units

- Switching of lighting
- Switching of single-phase fan motors
- Controlling electrically driven blinds, shutters and awnings
- Operation with suitable eNet radio transmitters
- Operation with power supply (ref.-no. NT 1220 REG VDC) and eNet radio receiver (ref.-no. FM FK 32 REG) or eNet server

Ref.-no.
FM AS 816 REG

Technical data

Rated voltage: AC 230 V ~, 50/60 Hz
Connected load per output
Motors: 1000 W
Incandescent lamps: 2300 W
HV halogen lamps: 2000 W
Electronic transformers: 1500 W
Inductive transformers: 1000 VA
HV LED lamps: typical 500 W
Compact fluorescent lamps: typical 500 W
Fluorescent lamps non-compensated: 920 VA
Capacitive load: 690 VA (560 µF)

eNet radio blinds actuator 1-gang, for rail mounting



rail mounting device, 2 rail units

- Controlling electrically driven blinds, shutters and awnings
- Operation with suitable eNet radio transmitters
- Operation with power supply (ref.-no. NT 1220 REG VDC) and eNet radio receiver (ref.-no. FM FK 32 REG) or eNet server

Ref.-no.
FM J 50700 REG

Technical data

Rated voltage: AC 230 V ~, 50/60 Hz
Connected load
Motors: 1000 W

eNet radio dimming actuator 1-gang, for rail mounting

rail mounting device, 2 rail units

- Switching and dimming of incandescent lamps, HV halogen lamps, electronic transformers for halogen or LED lamps, dimmable inductive transformers for halogen or LED lamps, HV LED or compact fluorescent lamps
- Operation with power supply (ref.-no. NT 1220 REG VDC) and eNet radio receiver (ref.-no. FM FK 32 REG) or eNet server
- Operation with suitable eNet radio transmitters

Ref.-no.**FM UD 5500 REG****Technical data**

Rated voltage:	AC 230 V ~, 50/60 Hz
Connected load at 35 °C	
Incandescent lamps:	20 ... 500 W
HV halogen lamps:	20 ... 500 W
Dimmable HV LED lamps:	typical 3 ... 100 W
Dimmable compact fluorescent lamps:	typical 3 ... 100 W

eNet radio dimming actuator 4-gang, for rail mounting

rail mounting device, 8 rail units

- Switching and dimming of incandescent lamps, HV halogen lamps, electronic transformers for halogen or LED lamps, dimmable inductive transformers for halogen or LED lamps, HV LED or compact fluorescent lamps
- Operation with power supply (ref.-no. NT 1220 REG VDC) and eNet radio receiver (ref.-no. FM FK 32 REG) or eNet server
- Operation with suitable eNet radio transmitters

Ref.-no.**FM UD 420250 REG****Technical data**

Rated voltage:	AC 230 V ~, 50/60 Hz
Connected load per output at 45 °C	
Incandescent lamps:	20 ... 250 W
HV halogen lamps:	20 ... 250 W
Dimmable HV LED lamps:	typical 3 ... 50 W
Dimmable compact fluorescent lamps:	typical 3 ... 50 W

eNet server for rail mounting

rail mounting device, 6 rail units including plug-in power supply (ref.-no. ST NT 12 VDC) for provisional operation at construction site

- Commissioning, diagnosis and maintenance of an eNet installation via PC, tablet and laptop
- Operation of an eNet installation via smartphone
- Radio receiver for eNet RMD modules
- Internal eNet radio and WLAN antenna
- Operation only with approved power supply
- Mounting on DIN rail according to EN 60715 in distribution box with power supply RMD (ref.-no. NT 1220 REG VDC)
- Mobile use of the eNet server with plug-in power supply (ref.-no. ST NT 12 VDC)

Ref.-no.**ENET-SERVER****Plug-in power supply 12 V**

(spare part)

Ref.-no.**ST NT 12 VDC****Technical data**

Rated voltage:	AC 230/240 V ~, 50/60 Hz
Output voltage:	DC 12 V
Output current:	max. 1 A
Primary current:	max. 130 mA
Connected load:	12 W

Power supply for rail mountingfor eNet master receiver ref.-no.: FM FK 32 REG
for eNet server ref.-no.: ENET-SERVER
rail mounting device, 2 rail units**Ref.-no.****NT 1220 REG VDC****Technical data**

Input voltage:	AC 100 ... 240 V ~, 50/60 Hz
Input current:	505 mA
Output voltage:	DC 12 V
Output current:	2 A

eNet antenna

The antenna with magnetic pedestal supplements the integrated antenna of the radio receiver for rail mounting and eNet server in case of unfavourable installation conditions, e.g. a metallic distribution box.

Ref.-no.**FM ANT****Technical data**

Antenna length:	17 cm
Cable length:	1.4 m

WLAN antenna

antenna with magnetic pedestal

The antenna with magnetic pedestal supplements the integrated antenna of the eNet server in case of unfavourable installation conditions, e.g. a metallic distribution box.

Ref.-no.**FM WLAN ANT****Technical data**

Antenna length:	17 cm
Cable length:	1.4 m

eNet radio signal quality meter



Not suitable for encrypted radio transmission.
Only with eNet server software up to version 1.4.

- Display of the signal quality of a selected eNet device using LEDs
- Display of the signal quality of status messages using LEDs
- Display of radio signals of non-eNet radio transmitters in the 868.0 ... 868.6 MHz frequency band using LEDs
- Switch-on, switch-off of the repeater functions of network-operated actuators, transmitters and energy sensors
- Battery operation with one included lithium button cell (CR 2450N)
- Devices switches off after 5 minutes without actuation

Ref.-no.
FM DT

Smart Control 5



- For vertical installation
- Installation in flush box with dimensions according to DIN 49073
- Capacitive touchscreen
- Fanless, without rotating parts
- eNet visualisation in combination with eNet server for rail mounting (ref.-no.: ENET-SERVER) with software version 2.2 or higher

Ref.-no.
SC 5 SW

black

eNet server set Smart Control 5



consists of eNet server (ref.-no.: ENET-SERVER) and Smart Control 5 (ref.-no.: SC 5 SW)

Ref.-no.
ENET-S-SC 5 SW

black

Flush-mounted power supply



for Smart Control ref.-no.: SC 5 SW

Ref.-no.
NT 2405 VDC

Technical data

Input voltage: AC 230 V ~, 50/60 Hz
Output voltage: DC 24 V

Power supply for rail mounting



for Smart Control ref.-no.: SC 5 SW
rail mounting device, 4 rail units

Ref.-no.
NT 2415 REG VDC

Technical data

Input voltage: AC 100 ... 240 V ~, 50/60 Hz
Output voltage: DC 24 V SELV

Smart Control 8



- Mounting horizontally (recommended) or vertically
- Mounting in flush-mounted recessed box (ref.-no. EBG 24) or on flush box with dimensions according to DIN 49073 (recommendation: approx. 60 mm deep)
- Capacitive touchscreen
- Fanless, without rotating parts
- eNet visualisation in combination with eNet server for rail mounting (ref.-no.: ENET-SERVER) with software version 2.2

or higher

Ref.-no.
SC 0081 U

black

Flush-mounted recessed box



for Smart Control ref.-no.: SC 0081 U
cut-out dimensions (W x H): 212 x 124 mm
installation depth: 75 mm

Ref.-no.
EBG 24

Power supply for rail mounting



for Smart Control ref.-no.: SC 0081 U
rail mounting device, 4 rail units

Ref.-no.
NT 2415 REG VDC

Technical data

Input voltage: AC 100 ... 240 V ~, 50/60 Hz
Output voltage: DC 24 V SELV

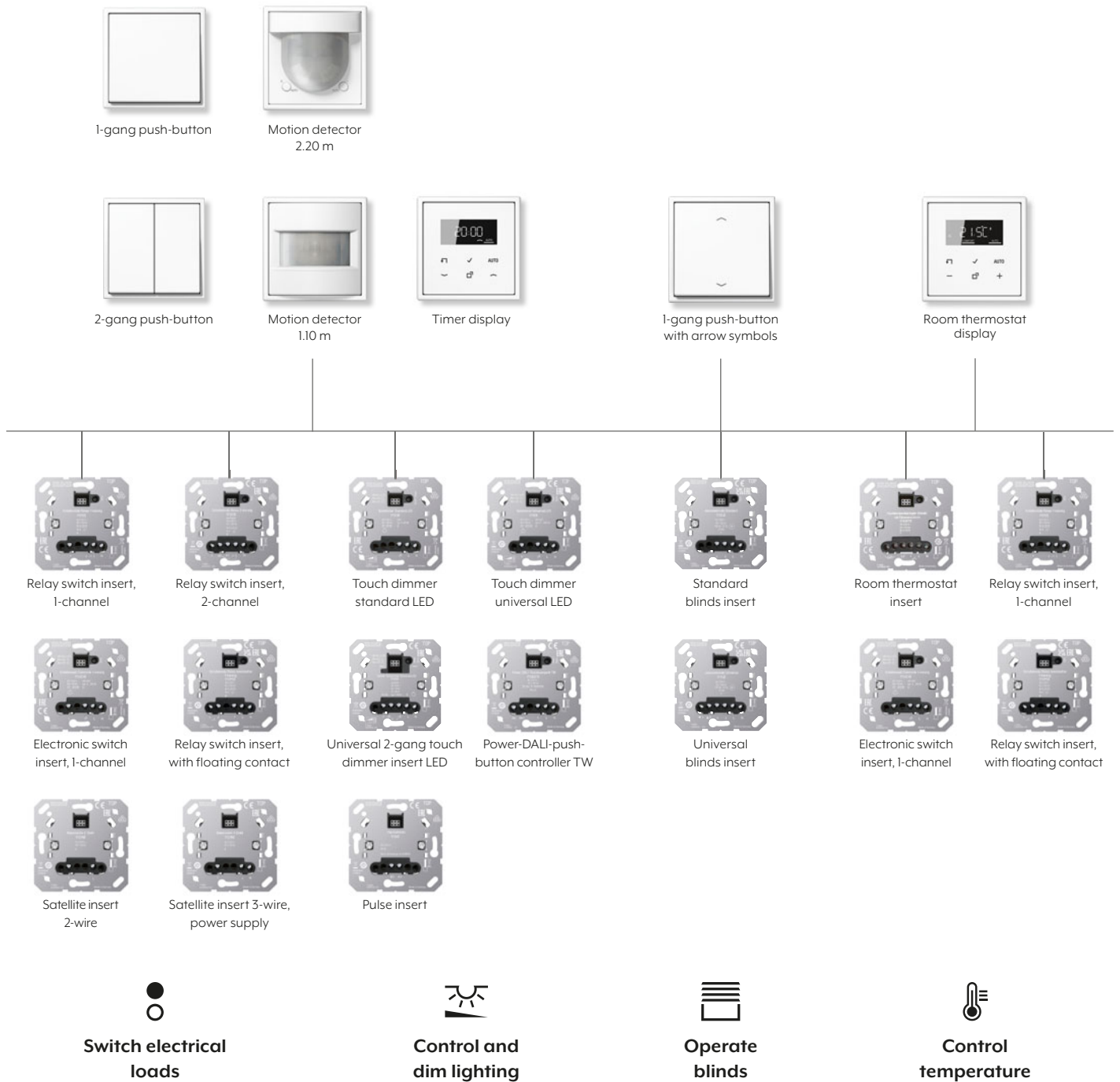
LB Management



JUNG LB Management is the system for lighting and automatic shading control. Using the combination of various inserts and covers, the modular system provides a needs-based and easy to use solution for almost every desired function.

When retrofitting existing installations, individual components (always insert plus cover) can also be replaced by new devices from LB Management and the others can continue to be used.

OVERVIEW OF LB MANAGEMENT



Simply start and extend conveniently. With the LB Management system, users remain flexible. You can easily start with an LB Management 1-gang push-button and decide to add covers later that offer more convenience, such as the timer display. The covers from the LB Management system can be freely combined with the covers of the A, LS and CD ranges.

LB Management push-button 1-gang

for inserts "blinds" ref.-no.: 1730 JE and 1731 JE
 for inserts "light" ref.-no.: 1701 SE, 1701 PSE, 1704 ESE, 1702 SE, 1710 DE, 1711 DE, 1713 DSTE, 1720 NE, 1723 NE, 1708 IE

Intended use


- Manual operation of Venetian blinds, shutters, awnings or lighting
- Operation with system insert for switching, dimming, blind, with pulse insert or satellite insert 3-wire

Product characteristics

- Activation of Venetian blinds, shutters, awnings, with blinds insert
- Switching and dimming of lighting, with switch / dimmer or pulse insert
- Ventilation position of the blind/shutter can be saved, with blinds insert
- Switch-on brightness of lighting can be saved, with dimmer insert and DALI push-button controller


A labelling request in the GRAPHIC TOOL must be submitted together with the order: jung.group/gt
 Subsequent labelling of the buttons is not possible.

for AS range



	Ref.-no.
Duroplastic (scratch-proof) glossy	
ivory	■ AS 1700
white	■ AS 1700 WW

for A range




	Ref.-no.
Duroplastic (scratch-proof) glossy	
white	■ A 1700 WW
black	■ A 1700 SW
Duroplastic lacquered	
aluminium	■ A 1700 AL
champagne	■ A 1700 CH
mocha	■ A 1700 MO
Thermoplastic (breakproof) high-gloss	
white	■ ■ A 1700 BF WW
black	■ ■ A 1700 BF SW
matt lacquered	
matt snow white	■ A 1700 BF WWM
matt graphite black	■ A 1700 BF SWM
matt anthracite	■ A 1700 BF ANM

for CD range



	Ref.-no.
Duroplastic (scratch-proof) glossy	
ivory	■ CD 1700
white	■ CD 1700 WW
brown	■ CD 1700 BR
grey	■ CD 1700 GR
light grey	■ CD 1700 LG
black	■ CD 1700 SW
Metal versions (anodized aluminium)	
gold-bronze	■ ■ CD 1700 GB
platinum	■ ■ CD 1700 PT

for LS range



	Ref.-no.
Duroplastic (scratch-proof) glossy	
ivory	■ LS 1700
white	■ LS 1700 WW
light grey	■ LS 1700 LG
black	■ LS 1700 SW
matt lacquered	
matt snow white	■ LS 1700 WWM
matt graphite black	■ LS 1700 SWM
Metal versions	
aluminium	■ ■ AL 1700
stainless steel	■ ■ ES 1700
anthracite (aluminium lacquered)	■ ■ AL 1700 AN
dark (aluminium lacquered)	■ ■ AL 1700 D
chrome	■ GCR 1700
gold-coloured	■ GO 1700
classic brass	■ ME 1700 C
antique brass	■ ME 1700 AT

LB Management push-button 1-gang with arrow symbols

for inserts "blinds" ref.-no.: 1730 JE and 1731 JE
 for inserts "light" ref.-no.: 1701 SE, 1701 PSE, 1704 ESE, 1702 SE, 1710 DE, 1711 DE, 1713 DSTE, 1720 NE, 1723 NE, 1708 IE

Intended use

- Manual operation of Venetian blinds, shutters, awnings or lighting
- Operation with system insert for switching, dimming, blind, with pulse insert or satellite insert 3-wire

Product characteristics

- Activation of Venetian blinds, shutters, awnings, with blinds insert
- Switching and dimming of lighting, with switch / dimmer or pulse insert
- Ventilation position of the blind/shutter can be saved, with blinds insert
- Switch-on brightness of lighting can be saved, with dimmer insert and DALI push-button controller



for AS range

	Ref.-no.
Duroplastic (scratch-proof) glossy	
ivory	AS 1700 P
white	AS 1700 P WW



for A range

	Ref.-no.
Duroplastic (scratch-proof) glossy	
white	A 1700 P WW
black	A 1700 P SW
Duroplastic lacquered	
aluminium	A 1700 P AL
champagne	A 1700 P CH
mocha	A 1700 P MO
Thermoplastic (breakproof) high-gloss	
white	A 1700 BFP WW
black	A 1700 BFP SW
matt lacquered	
matt snow white	A 1700 BFP WWM
matt graphite black	A 1700 BFP SWM
matt anthracite	A 1700 BFP ANM



for CD range

	Ref.-no.
Duroplastic (scratch-proof) glossy	
ivory	CD 1700 P
white	CD 1700 P WW
brown	CD 1700 P BR
grey	CD 1700 P GR
light grey	CD 1700 P LG
black	CD 1700 P SW
Metal versions (anodized aluminium)	
gold-bronze	CD 1700 P GB
platinum	CD 1700 P PT



for LS range

	Ref.-no.
Duroplastic (scratch-proof) glossy	
ivory	LS 1700 P
white	LS 1700 P WW
light grey	LS 1700 P LG
black	LS 1700 P SW
matt lacquered	
matt snow white	LS 1700 P WWM
matt graphite black	LS 1700 P SWM
Metal versions	
aluminium	AL 1700 P
stainless steel	ES 1700 P
anthracite (aluminium lacquered)	AL 1700 P AN
dark (aluminium lacquered)	AL 1700 P D
chrome	GCR 1700 P
gold-coloured	GO 1700 P
classic brass	ME 1700 P C
antique brass	ME 1700 P AT

LB Management push-button 2-gang

for inserts "light" ref.-no.: 1702 SE, 1712 DE, 1713 DSTE, 1723 NE

Intended use

- Manual operation of lighting
- Operation with 2-channel system insert for switching and dimming, with DALI push-button controller or with satellite insert 3-wire

Product characteristics

- Switching, dimming and colour temperature setting of lighting, with switch or dimmer insert
- Full control of switch and dimming inserts, with satellite insert 3-wire
- Switch-on brightness of lighting can be saved, with dimmer insert and DALI push-button controller
- Colour temperature can be saved, with DALI push-button controller

A labelling request in the GRAPHIC TOOL must be submitted together with the order: jung.group/gt
Subsequent labelling of the buttons is not possible.

for AS range



	Ref.-no.
Duroplastic (scratch-proof) glossy	
ivory	■ AS 1702
white	■ AS 1702 WW

for A range



	Ref.-no.
Duroplastic (scratch-proof) glossy	
white	■ A 1702 WW
black	■ A 1702 SW
Duroplastic lacquered	
aluminium	■ A 1702 AL
champagne	■ A 1702 CH
mocha	■ A 1702 MO
Thermoplastic (breakproof) high-gloss	
white	■ ■ A 1702 BF WW
black	■ ■ A 1702 BF SW
matt lacquered	
matt snow white	■ A 1702 BF WWM
matt graphite black	■ A 1702 BF SWM
matt anthracite	■ A 1702 BF ANM

for CD range



	Ref.-no.
Duroplastic (scratch-proof) glossy	
ivory	■ CD 1702
white	■ CD 1702 WW
brown	■ CD 1702 BR
grey	■ CD 1702 GR
light grey	■ CD 1702 LG
black	■ CD 1702 SW
metal colours (duroplastic lacquered)	
gold-bronze	■ CD 1702 GB
platinum	■ CD 1702 PT

for LS range



	Ref.-no.
Duroplastic (scratch-proof) glossy	
ivory	■ LS 1702
white	■ LS 1702 WW
light grey	■ LS 1702 LG
black	■ LS 1702 SW
matt lacquered	
matt snow white	■ LS 1702 WWM
matt graphite black	■ LS 1702 SWM
Metal versions	
aluminium	■ ■ AL 1702
stainless steel	■ ■ ES 1702
anthracite (aluminium lacquered)	■ ■ AL 1702 AN
dark (aluminium lacquered)	■ ■ AL 1702 D
classic brass	■ ME 1702 C
antique brass	■ ME 1702 AT

LB Management timer display

for inserts "blinds" ref.-no.: 1730 JE and 1731 JE
 for inserts "light" ref.-no.: 1701 SE, 1701 PSE, 1704 ESE, 1702 SE, 1710 DE, 1711 DE, 1713 DSTE, 1723 NE

Intended use

- Manual and time-controlled operation of Venetian blinds, shutters, awnings or lighting
- Operation with system insert for switching, dimming, blind or satellite insert 3-wire

Product characteristics

- Real glass front
- 6 sensor buttons
- Current time can be saved as switching time, quick programming
- Automatic summer/winter time changeover, can be switched off
- Switching at sunrise and/or before sunset (astro function) adjustable for 18 countries
- Astro time shift for sunrise and sunset
- Disabling function
- Display switches off after 2 minutes, permanent indication of the current time possible
- Activation of Venetian blinds, shutters, awnings, with blinds insert
- Programming of one up time and one down time each for the parts of the week Mo-Fr and Sa+Su
- Ventilation position of the blind/shutter can be saved, with blinds insert
- Switching and dimming of lighting, with switch or dimmer insert
- Programming of two memory areas with one switch-on and one switch-off time each for the parts of the week Mo-Fr and Sa+Su
- Switch-on brightness of lighting can be saved, with dimmer insert and DALI push-button controller



for AS and A ranges

Ref.-no.

- white **A 1750 D WW**
- black **A 1750 D SW**



for CD range

Ref.-no.

- white **CD 1750 D WW**
- black **CD 1750 D SW**



for LS range

Ref.-no.

- white **LS 1750 D WW**
- black **LS 1750 D SW**

LB Management motion detector 1.1 m

Sensitivity and brightness threshold adjustable

for inserts "light" ref.-no.: 1701 SE, 1701 PSE, 1704 ESE, 1702 SE, 1710 DE, 1711 DE, 1713 DSTE, 1723 NE, 1708 IE

Product characteristics

- Extension of the detection area in combination with 3-wire satellite insert
- Operation with 2-wire or 3-wire satellite insert, rotary satellite insert or push-button
- Switch-on with last brightness or fixed switch-on brightness, with dimming insert
- Switch-on brightness can be saved permanently via satellite unit, with dimmer insert
- Dimming light via satellite unit, with dimmer insert
- Screen for limiting the detection area
- Fixed run-on time
- Sensitivity selectable
- Brightness threshold adjustable

for AS and A ranges



Ref.-no.

Thermoplastic (breakproof) high-gloss

- ivory **A 17180**
- white **A 17180 WW**
- black **A 17180 SW**

Thermoplastic (breakproof) lacquered

- aluminium **A 17180 AL**
- champagne **A 17180 CH**
- mocha **A 17180 MO**

matt lacquered

- matt snow white **A 17180 WWM**
- matt graphite black **A 17180 SWM**
- matt anthracite **A 17180 ANM**

for CD range



Ref.-no.

Thermoplastic (breakproof) high-gloss

- ivory **CD 17180**
- white **CD 17180 WW**
- brown **CD 17180 BR**
- grey **CD 17180 GR**
- light grey **CD 17180 LG**
- black **CD 17180 SW**

metal colours (thermoplastic lacquered)

- gold-bronze **CD 17180 GB**
- platinum **CD 17180 PT**

for LS range



Ref.-no.

Thermoplastic (breakproof) high-gloss

- ivory **LS 17180**
- white **LS 17180 WW**
- light grey **LS 17180 LG**
- black **LS 17180 SW**

matt lacquered

- matt snow white **LS 17180 WWM**
- matt graphite black **LS 17180 SWM**

metal colours (thermoplastic lacquered)

- aluminium **AL 17180**
- stainless steel **ES 17180**
- anthracite (aluminium lacquered) **AL 17180 AN**
- dark **AL 17180 D**
- classic brass **ME 17180 C**
- antique brass **ME 17180 AT**

LB Management motion detector 1.1 m

Run-on time and brightness threshold adjustable

for inserts "light" ref.-no.: 1701 SE, 1701 PSE, 1704 ESE, 1702 SE, 1710 DE, 1711 DE, 1713 DSTE, 1723 NE, 1708 IE

Product characteristics

- Extension of the detection area in combination with 3-wire satellite insert
- Operation with 2-wire or 3-wire satellite insert, rotary satellite insert or push-button
- Switch-on with last brightness or fixed switch-on brightness, with dimming insert
- Switch-on brightness can be saved permanently via satellite unit, with dimmer insert
- Dimming light via satellite unit, with dimmer insert
- Screen for limiting the detection area
- Fixed sensitivity
- Run-on time adjustable
- Brightness threshold adjustable

for AS and A ranges



	Ref.-no.
Thermoplastic (breakproof) high-gloss	
ivory	A 17182
white	A 17182 WW
black	A 17182 SW
Thermoplastic (breakproof) lacquered	
aluminium	A 17182 AL
champagne	A 17182 CH
mocha	A 17182 MO
matt lacquered	
matt snow white	A 17182 WWM
matt graphite black	A 17182 SWM
matt anthracite	A 17182 ANM

for CD range



	Ref.-no.
Thermoplastic (breakproof) high-gloss	
ivory	CD 17182
white	CD 17182 WW
light grey	CD 17182 LG
black	CD 17182 SW
brown	CD 17182 BR
grey	CD 17182 GR
metal colours (thermoplastic lacquered)	
gold-bronze	CD 17182 GB
platinum	CD 17182 PT

for LS range



	Ref.-no.
Thermoplastic (breakproof) high-gloss	
ivory	LS 17182
white	LS 17182 WW
light grey	LS 17182 LG
black	LS 17182 SW
matt lacquered	
matt snow white	LS 17182 WWM
matt graphite black	LS 17182 SWM
metal colours (thermoplastic lacquered)	
aluminium	AL 17182
stainless steel	ES 17182
anthracite	AL 17182 AN
dark	AL 17182 D
classic brass	ME 17182 C
antique brass	ME 17182 AT

LB Management motion detector 1.1 m

Sensitivity and brightness threshold adjustable

for inserts "light" ref.-no.: 1701 SE, 1701 PSE, 1704 ESE, 1702 SE, 1710 DE, 1711 DE, 1713 DSTE, 1723 NE, 1708 IE

IP44 suitable only for interiors

Product characteristics

- Extension of the detection area in combination with 3-wire satellite insert
- Operation with 2-wire or 3-wire satellite insert, rotary satellite insert or push-button
- Switch-on with last brightness or fixed switch-on brightness, with dimming insert
- Switch-on brightness can be saved permanently via satellite unit, with dimmer insert
- Dimming light via satellite unit, with dimmer insert
- Screen for limiting the detection area
- Fixed run-on time
- Sensitivity selectable
- Brightness threshold adjustable

for AS and A ranges



	Ref.-no.
Thermoplastic (breakproof) high-gloss	
ivory	■ A 17180 WU
white	■ A 17180 WU WW
black	■ A 17180 WU SW
Thermoplastic (breakproof) lacquered	
aluminium	■ A 17180 WU AL
champagne	■ A 17180 WU CH
mocha	■ A 17180 WU MO
matt lacquered	
matt snow white	■ A 17180 WU WWM
matt graphite black	■ A 17180 WU SWM
matt anthracite	■ A 17180 WU ANM

for CD range



	Ref.-no.
Thermoplastic (breakproof) high-gloss	
ivory	■ CD 17180 WU
white	■ CD 17180 WU WW
brown	■ CD 17180 WU BR
grey	■ CD 17180 WU GR
light grey	■ CD 17180 WU LG
black	■ CD 17180 WU SW
metal colours (thermoplastic lacquered)	
gold-bronze	■ CD 17180 WU GB
platinum	■ CD 17180 WU PT

for LS range



	Ref.-no.
Thermoplastic (breakproof) high-gloss	
ivory	■ LS 17180 WU
white	■ LS 17180 WU WW
light grey	■ LS 17180 WU LG
black	■ LS 17180 WU SW
matt lacquered	
matt snow white	■ LS 17180 WU WWM
matt graphite black	■ LS 17180 WU SWM
metal colours (thermoplastic lacquered)	
aluminium	■ AL 17180 WU
stainless steel	■ ES 17180 WU
anthracite	■ AL 17180 WU AN
dark	■ AL 17180 WU D
classic brass	■ ME 17180 WU C
antique brass	■ ME 17180 WU AT

LB Management motion detector 2.2 m

Sensitivity and brightness threshold adjustable

for inserts "light" ref.-no.: 1701 SE, 1701 PSE, 1704 ESE, 1702 SE, 1710 DE, 1711 DE, 1713 DSTE, 1723 NE, 1708 IE

IP44 suitable only for interiors

Product characteristics

- Extension of the detection area in combination with 3-wire satellite insert
- Operation with 2-wire or 3-wire satellite insert, rotary satellite insert or push-button
- Brightness threshold adjustable
- Sensitivity selectable
- Fixed run-on time
- Switch-on with last brightness or fixed switch-on brightness, with dimming insert
- Switch-on brightness can be saved permanently via satellite unit, with dimmer insert
- Dimming light via satellite unit, with dimmer insert



for AS and A ranges

Degree of protection IP44 is ensured with sealing kit ref.-no. AS A 50 DS and "IP44 frame" of the respective design range.

Ref.-no.

Thermoplastic (breakproof) high-gloss

- ivory ■ A 17280
- white ■ A 17280 WW
- black ■ A 17280 SW

Thermoplastic (breakproof) lacquered

- aluminium ■ A 17280 AL
- champagne ■ A 17280 CH
- mocha ■ A 17280 MO

matt lacquered

- matt snow white ■ A 17280 WWM
- matt graphite black ■ A 17280 SWM
- matt anthracite ■ A 17280 ANM



for CD range

Degree of protection IP44 is ensured with sealing kit ref.-no. AS CD 50 DS and "IP44 frame" of the respective design range.

Ref.-no.

Thermoplastic (breakproof) high-gloss

- ivory ■ CD 17280
- white ■ CD 17280 WW
- grey ■ CD 17280 GR
- light grey ■ CD 17280 LG
- black ■ CD 17280 SW

metal colours (thermoplastic lacquered)

- gold-bronze ■ CD 17280 GB
- platinum ■ CD 17280 PT



for LS range

Degree of protection IP44 is ensured with sealing kit ref.-no. AS CD 50 DS and "IP44 frame" of the respective design range.

Ref.-no.

Thermoplastic (breakproof) high-gloss

- ivory ■ LS 17280
- white ■ LS 17280 WW
- light grey ■ LS 17280 LG
- black ■ LS 17280 SW

matt lacquered

- matt snow white ■ LS 17280 WWM
- matt graphite black ■ LS 17280 SWM

metal colours (thermoplastic lacquered)

- aluminium ■ AL 17280
- stainless steel ■ ES 17280
- anthracite ■ AL 17280 AN
- dark ■ AL 17280 D
- classic brass ■ ME 17280 C
- antique brass ■ ME 17280 AT

Sealing kit for motion detector 2.2 m



for motion detector 2.2 m of the AS / A ranges

To obtain degree of protection IP44

Ref.-no.

- AS A 50 DS

Sealing kit for motion detector 2.2 m



for motion detector 2.2 m of the CD and LS ranges

To obtain degree of protection IP44

Ref.-no.

- AS CD 50 DS

JUNG HOME presence detector for system inserts see page 112

Motion and presence detector



with integrated relay switch

including IR remote control ref.-no.: DWPM FB IR K

Product characteristics

- 2-point light control
- Functions adjustable with IR remote control
- Restriction of the detection field by switching off individual sensors or push-on cover
- Operation with IR remote control, 2-wire extension or installation button
- Teach function for adjustment of the brightness threshold in combination with IR remote control
- Switch-off warning
- Short-time operation, e.g. to activate acoustic signal transmitters
- Display LEDs
- Presence simulation
- Function as twilight switch
- Dynamic run-on time
- Extension of the detection area through parallel switching of multiple devices

Ref.-no.

- white **DWPM K 360 WW**
- aluminium (lacquered) **DWPM K 360 AL**

Technical data

Rated voltage:	AC 110 ... 230 V ~
Mains frequency:	50/60 Hz
Detection angle:	360°
Dimensions (Ø x H):	103 x 66 mm
Mounting height:	3.00 m
Detection range:	Ø approx. 20 m
Sensitivity:	25 ... 100 %
Brightness setting:	approx. 5 ... 2,000 lx (and daytime operation)
Run-on time:	approx. 10 s ... 30 min
Short-time operation	
Pulse duration:	approx. 0.5 s
Pulse interval:	approx. 3 s
Connected load at AC 230 V ~ and 35 °C	
Incandescent lamps:	2300 W
HV halogen lamps:	2000 W
Electronic transformers:	1500 W
Inductive transformers:	1000 VA
HV LED lamps:	typical 400 W
Fluorescent lamps non-compensated:	920 VA
Capacitive load:	690 VA (560 µF)

IR remote control



for motion and presence detector ref.-no.: DWPM K 360 .. (spare part)

Battery operation with one included lithium button cell (CR 2025)

Ref.-no.

DWPM FB IR K

IR remote control (electrician)



for motion and presence detector ref.-no.: DWPM K 360 ..

Battery operation with one included lithium button cell (CR 2025)

Ref.-no.

DWPM FB IR I

Protection cage



for motion and presence detector ref.-no.: DWPM K 360 ..

varnished steel with plastic coating
dimensions (Ø x H): approx. 180 x 90 mm

Ref.-no.

SK 180-90 WW

white

Motion detector 240°, surface-mounted



Intended use

- Automatic switching of lighting depending on the thermal movement and ambient brightness
- Wall installation; adapter for corners and adapter for surface-mounted cable installation included
- Surface mounting in interiors and exteriors

Product characteristics

- Passive infra-red sensor
- Protected against water splashes and dust
- Undercrawling protection
- Brightness threshold adjustable
- Run-on time adjustable
- Parallel connection of multiple motion detectors possible
- Screen for limiting the detection area

Ref.-no.

- **BM 240 S1A WW**
- **BM 240 S1A SW**

white (similar RAL 9010)
black (similar RAL 9005)

Technical data

Recommended mounting height:	2 m
Mounting height:	1.8 ... 4 m
Detection angle horizontal:	240°
Detection angle vertical:	180°
Adjusting possibilities	
Rotating:	160° horizontal
Range, direct approach:	approx. 5 m
Range, tangential approach:	approx. 12 m
Switching zones:	276
Brightness setting:	approx. 2 ... 2,000 lx
Run-on time:	approx. 10 s ... 15 min
Rated voltage:	AC 220 ... 240 V ~, 50/60 Hz
Degree of protection:	IP54
Protection class:	II
Switching capacity	
Incandescent lamps:	1000 W
LV halogen lamps with	
inductive transformers:	1000 VA
electronic transformers:	1000 W
Fluorescent lamps	
non-compensated:	500 W
parallel compensated:	500 W
HV LED lamps:	max. 350 W
Capacitive load:	132 µF
Dimensions (W x H x D):	84 x 89 x 90 mm
Ambient temperature:	-20 ... +50 °C

LB Management room thermostat display

for room thermostat insert ref.-no.: 1790 RTR
 for switch inserts ref.-no.: 1701 SE, 1701 PSE, 1704 ESE

Intended use

- Manual and time-controlled regulation of the room temperature
- Operation with system insert for switching or room temperature control

Product characteristics

- Real glass front
- 6 sensor buttons
- Timer with three memory areas
 - Comfort and ECO time for Mo-Fr and Sa-Su in each memory area
- Setting a comfort, ECO, cooling and frost protection temperature
- Current time can be saved as switching time, quick programming
- Automatic summer/winter time changeover, can be switched off
- Illuminated segment display for easy reading
- Operating lock
- Optimised heating up (temperature is reached at the set time), can be switched off
- Adaptation to valves (normally open or normally closed)
- Cooling mode possible (optimised for heat pumps)
- Supports internal and external temperature sensor
- Temperature drop detection (call-up of frost protection temperature when window is open)
- Offset adjustment (correction value for measured temperature)
- Controller output working method: pulse width modulation (PWM) or two-point
- Valve protection function (once a week opening and closing of valve, on Saturdays at 11 a.m.)
- Interrupts the heating process after 60 minutes for 5 minutes
- Heating / cooling, switch-over via insert input
- Display switches off after 2 minutes, permanent indication of set/actual temperature or current time possible

for AS and A ranges



Ref.-no.

white **A 1790 D WW**
 black **A 1790 D SW**

for CD range



Ref.-no.

white **CD 1790 D WW**
 black **CD 1790 D SW**

for LS range



Ref.-no.

white **LS 1790 D WW**
 black **LS 1790 D SW**

LB Management room thermostat set

consists of room thermostat insert (ref.-no.: 1790 RTR) and display (ref.-no.: .. 1790 D ..)

for AS and A ranges



Ref.-no.

white **TR D A 1790 WW**
 black **TR D A 1790 SW**

for CD range



Ref.-no.

white **TR D CD 1790 WW**
 black **TR D CD 1790 SW**

for LS range



Ref.-no.

white **TR D LS 1790 WW**
 black **TR D LS 1790 SW**

External temperature sensor, ref.-no.: FF NTC, see page 151

Standard rotary dimmer LED



incremental control without end position
without satellite input

- Device works according to the leading edge phase control or trailing edge phase control principle
- Automatic setting of the dimming principle suitable for the load
- Device can be operated without neutral conductor
- Switch-on via bulb-preserving soft start
- Switch-on with last brightness or saved switch-on brightness
- Switch-on brightness can be saved permanently
- Minimum brightness can be saved permanently
- Electronic short-circuit protection with permanent switch-off after 7 seconds at the latest
- Electronic over-temperature protection

Ref.-no.

1730 DD

Technical data

Rated voltage:	AC 230 V ~
Mains frequency:	50/60 Hz
Connected load at 25 °C	
Incandescent lamps:	20 ... 210 W
HV halogen lamps:	20 ... 210 W
Electronic transformers:	20 ... 210 W
Electronic transformers with LV LED:	typical 20 ... 60 W
Inductive transformers:	20 ... 210 VA
Inductive transformers with LV LED:	typical 20 ... 60 VA
Dimmable HV LED lamps:	typical 3 ... 60 W

Rotary dimmer universal LED



incremental control without end position
with satellite input

- Device works according to the leading edge phase control or trailing edge phase control principle
- Automatic or manual setting of the dimming principle suitable for the load
- Device can be operated without neutral conductor
- Switch-on via bulb-preserving soft start
- Switch-on with last brightness or saved switch-on brightness
- Switch-on brightness can be saved permanently
- Minimum brightness can be saved permanently
- Connection of satellite units possible
- Electronic short-circuit protection with permanent switch-off after 7 seconds at the latest
- Electronic over-temperature protection
- Key card function

Ref.-no.

1731 DD

Technical data

Rated voltage:	AC 230 V ~
Mains frequency:	50/60 Hz
Connected load at 25 °C	
Incandescent lamps:	20 ... 420 W
HV halogen lamps:	20 ... 420 W
Electronic transformers:	20 ... 420 W
Electronic transformers with LV LED:	typical 20 ... 100 W
Inductive transformers:	20 ... 420 VA
Inductive transformers with LV LED:	typical 20 ... 100 VA
Dimmable HV LED lamps:	typical 3 ... 100 W

Operating mode LED trailing edge phase control: Rated power for HV LED lamps, typ. 3 ... 400 W, electronic transformers with LV LED typ. 20 ... 200 W.

Rotary satellite insert 3-wire



- Extension operation for dimmers ref.-no.: 1731 DD, 1711 DE, 1724 DM, UD 1755 REG

Ref.-no.

1733 DNE

Technical data

Rated voltage:	AC 230 V ~
Mains frequency:	50/60 Hz

Rotary dimmer insert 100 – 1000 W



with 2-way push switch

- Dimming method: trailing edge phase control
- Electronic short-circuit protection with permanent switch-off after 7 seconds at the latest
- Electronic over-temperature protection
- Satellite switching possible in combination with 2-way switch

Ref.-no.

211 GDE

Technical data

Rated voltage:	AC 230/240 V ~
Mains frequency:	50 Hz
Connected load at 25 °C	
Incandescent lamps:	100 ... 1000 W
HV halogen lamps:	100 ... 1000 W

Speed regulator



incremental control without end position
with satellite input

- Speed controller for regulating the speed of single-phase motors e.g. induction motors or shaded pole motors
- Device works according to the leading edge phase control principle
- Device can be operated without neutral conductor
- Switch-on via soft start to maximum speed
- Basic speed can be saved permanently
- Connection of satellite units possible
- Electronic short-circuit protection with permanent switch-off after 100 ms
- Electronic over-temperature protection

Ref.-no.

1735 DS

Technical data

Rated voltage:	AC 230 V ~
Mains frequency:	50/60 Hz
Power loss:	max. 4 W
Switching current:	60 mA ... 1.8 A

Rotary controller 1-10 V



- Switching and brightness setting for lamps with operating devices with 1-10 V interface
- Basic brightness can be set
- Short-circuit protection of switching contact with integrated fuse

Ref.-no.
240-10

Technical data

Rated voltage:	AC 230/240 V ~
Mains frequency:	50/60 Hz
Switching current at AC 230 / 240 V ~	
Ohmic:	6 A
Control voltage:	0.7 ... 12 V
Control current:	max. 50 mA

DALI rotary controller TW



DALI-2 single-master

- Brightness setting for luminaires with DALI interface
- Setting of colour temperature for luminaires with DALI Device Type 8 for tunable white acc. to IEC 62386-209

Ref.-no.
1740 DSTE

Technical data

(external DALI power supply acc. to IEC 62386-101 required)	
Colour temperature setting:	2,000 ... 10,000 K

Power DALI rotary controller TW



DALI-2 single-master

- Brightness setting for luminaires with DALI interface
- Setting of colour temperature for luminaires with DALI Device Type 8 for tunable white acc. to IEC 62386-209
- The Power DALI rotary controller TW supplies the control current for up to 28 DALI devices.

Ref.-no.
1741 DSTE

Technical data

Rated voltage:	AC 230 V ~
Mains frequency:	50/60 Hz
Permitted bus current:	max. 250 mA
Guaranteed bus current:	56 mA
Colour temperature setting:	2,000 ... 10,000 K
Number of DALI devices:	max. 28

DALI-2 rotary controller TW



multi-master capable

- Brightness setting for luminaires with DALI interface
- Setting of colour temperature for luminaires with DALI Device Type 8 for tunable white acc. to IEC 62386-209
- Rotary controller (input device) for higher-level DALI-2 controllers

Ref.-no.
1745 DSTE

Technical data

(external DALI power supply acc. to IEC 62386-101 required)	
Colour temperature setting:	2,000 ... 10,000 K

Power DALI-2 rotary controller TW



multi-master capable

- Brightness setting for luminaires with DALI interface
- Setting of colour temperature for luminaires with DALI Device Type 8 for tunable white acc. to IEC 62386-209
- Rotary controller (input device) for higher-level DALI-2 controllers
- DALI-2 application controller with integrated bus power supply for up to 26 DALI devices
- Parallel switching of up to 4 power DALI rotary controllers with the option of supplying up to 104 DALI devices

Ref.-no.
1746 DSTE

Technical data

Rated voltage:	AC 230 V ~
Mains frequency:	50/60 Hz
Permitted bus current:	max. 250 mA
Guaranteed bus current:	52 mA
Colour temperature setting:	2,000 ... 10,000 K
Number of DALI devices:	max. 26
Number of active rotary controllers:	max. 4

DALI transformer for LV halogen lamps



- No-load protection
- Electronic short-circuit protection
- Electronic overload protection
- Electronic over-temperature protection

Ref.-no.
D SNT 105

Technical data

Rated capacity:	35 ... 105 W
Rated voltage:	AC 230/240 V ~
Mains frequency:	50/60 Hz
Output voltage:	11.5 V eff. ~ 40 kHz
Dimensions:	170 x 44 x 34 mm

Dimmer mini universal LED



with satellite input

- Operation takes place with a 2- or 3-wire satellite insert, rotary satellite insert or push-button with 1-way NO contact
- Device works according to the leading edge phase control or trailing edge phase control principle
- Automatic or manual setting of the dimming principle suitable for the load
- Device can be operated without neutral conductor
- Switch-on via bulb-preserving soft start
- Switch-on brightness can be saved permanently
- Minimum brightness can be saved permanently
- Electronic short-circuit protection with permanent switch-off after 7 seconds at the latest
- Electronic over-temperature protection

Ref.-no.
1724 DM

Technical data

Rated voltage:	AC 230 V ~
Mains frequency:	50/60 Hz
Connected load at 25 °C	
Incandescent lamps:	20 ... 210 W
HV halogen lamps:	20 ... 210 W
Electronic transformers:	20 ... 210 W
Electronic transformers with LV LED:	typical 20 ... 50 W
Inductive transformers:	20 ... 210 VA
Inductive transformers with LV LED:	typical 20 ... 50 VA
Dimmable HV LED lamps:	typical 3 ... 50 W
With setting "LED trailing edge phase control" the max. connection power for HV LED lamps and electronic transformers with LV LED doubles.	
Dimensions (Ø x H):	48 x 19.5 mm

Universal dimmer LED, built-in



with satellite input

- Mounting in false ceilings
- Operation takes place with a 2- or 3-wire satellite insert, rotary satellite insert or push-button with 1-way NO contact
- Device works according to the leading edge phase control or trailing edge phase control principle
- Automatic or manual setting of the dimming principle

suitable for the load

- Device can be operated without neutral conductor
- Switch-on via bulb-preserving soft start
- Switch-on brightness can be saved permanently
- Minimum brightness can be saved permanently
- Electronic short-circuit protection with permanent switch-off after 7 seconds at the latest
- Electronic over-temperature protection

Ref.-no.

1724 DEB

Technical data

Rated voltage:	AC 230 V ~
Mains frequency:	50/60 Hz
Connected load at 25 °C	
Incandescent lamps:	20 ... 210 W
HV halogen lamps:	20 ... 210 W
Electronic transformers:	20 ... 210 W
Electronic transformers with LV LED:	typical 20 ... 50 W
Inductive transformers:	20 ... 210 VA
Inductive transformers with LV LED:	typical 20 ... 50 VA
Dimmable HV LED lamps:	typical 3 ... 50 W

With setting "LED trailing edge phase control" the max. connection power for HV LED lamps and electronic transformers with LV LED doubles.

Universal dimmer LED



rail mounting device, 2 rail units

- Operation takes place using the buttons, 2- or 3-wire satellite insert, rotary satellite insert or push-button with 1-way NO contact
- Device works according to the leading edge phase control or trailing edge phase control principle
- Automatic or manual setting of the dimming principle

suitable for the load

- Switch-on via bulb-preserving soft start
- Switch-on brightness can be saved permanently
- Minimum brightness can be saved permanently
- Electronic short-circuit protection with permanent switch-off after 7 seconds at the latest
- Electronic over-temperature protection

Ref.-no.

UD 1755 REG

1-channel

Technical data

Rated voltage:	AC 230 V ~
Mains frequency:	50/60 Hz
Connected load at 25 °C	
Incandescent lamps:	20 ... 420 W
HV halogen lamps:	20 ... 420 W
Electronic transformers:	20 ... 420 W
Electronic transformers with LV LED:	20 ... 100 W
Inductive transformers:	20 ... 420 VA
Inductive transformers with LV LED:	20 ... 100 VA
Dimmable HV LED lamps:	typical 3 ... 100 W

Operating mode LED trailing edge phase control: Rated power for HV LED lamps, typ. 3 ... 400 W, electronic transformers with LV LED typ. 20 ... 200 W.

Amplifier LED



rail mounting device, 2 rail units

- Power extension of the listed dimmers (ref.-no.: UD 1755 REG, 1730 DD, 1731 DD, 1710 DE, 1711 DE, 1712 DE, FM UD 20250 UP, FM UD 5500 REG, FM UD 420250 REG, 3901 REGHE, 3902 REGHE, 39004 1S R)

- Connection of several amplifiers to a single dimmer

- The total power of the connected loads is divided between the dimmer and amplifiers
- Operation using upstream dimmer
- Electronic over-temperature protection

Ref.-no.

ULZ 1755 REG

Technical data

Rated voltage:	AC 230 V ~
Mains frequency:	50/60 Hz
Permissible load depends on dimmer, operating mode and type of load. See operating instructions.	

Compensation module LED



- Use in combination with JUNG Tronic dimmers or universal dimmers in trailing edge phase control mode which are operated with dimmable HV LED lamps (ref.-no.: 1224 LED UDE, 1252 UDE, 1710 DE, 1711 DE, 1712 DE, 1724 DM, 1724 DEB, 1730 DD, 1731 DD, 211 GDE, 225 TDE, 254 UDIE1, 3901 REGHE, 3902 REGHE, 39004 1S R, 824 TDW, FM UD 20250 UP, FM UD 420250 REG, FM UD 5500 REG, UD 1255 REG, UD 1755 REG, ULZ 1755 REG, UDS 4 REGHE)

- Use in combination with illuminated switches which are operated with dimmable HV LED lamps

The module is used to:

- improve the dimming behaviour of dimmers which are not optimised for HV-LED lamps
- to avoid that HV LED lamps which are connected to a dimmer glow when switched off
- to avoid that HV LED lamps which are connected to a switch with illumination (up to 3 mA) glow when they are switched off

Ref.-no.

KM LED 230 U

Technical data

Rated voltage:	AC 230 V ~
Mains frequency:	50/60 Hz
Power loss:	max. 2 W
Dimensions (W x H x D):	43 x 11.5 x 28.5 mm

Relay station

Relay station universal, 8-gang



rail mounting device, 8 rail units
with manual electronic operation and LED status indication
8 1-way NO contacts

- Operation by means of sensor modules, push-button modules, or unlit installation buttons
- Switching operation
- Push-button operation
- Blind operation with slat adjustment
- Mixed operation of switching, push-button and blind control is possible.
- Central switching function All On, All Off
- Parallel switching of two relay stations possible

Ref.-no.

RS 8 REGHE

Technical data

Rated voltage:	AC 230/240 V ~, 50/60 Hz
Number of control units	
Sensor module (ref.-no. SM 1608):	max. 4 (also when relay/dimming stations are connected in parallel)
Push-button module 24 V AC/DC (1-way NO contact):	depending on push-button module, consider current consumption
Push-button module (ref.-no. 4008 TSM):	max. 4 (also when relay/dimming stations are connected in parallel)
Load outputs A1 ... A8	
Contact type:	floating 1-way NO contact (μ contact)
Breaking capacity per load output:	AC 250 V ~ / 16 AX
Switching current, load outputs:	Σ 80 A
Switching current neighbouring load outputs:	Σ 20 A
Loads per output	
Ohmic load:	3000 W
Capacitive load:	16 A / max. 140 μ F
Blind / Fan motors:	1380 VA
Switch-on current:	max. 800 A (200 μ s) max. 165 A (20 ms)
Lamp loads	
Incandescent lamps:	3000 W
HV halogen lamps:	2500 W
LV halogen lamps with electronic transformers:	1500 W
inductive transformers:	1200 VA
Fluorescent lamps non-compensated:	1000 W
parallel compensated:	1160 W / 140 μ F
lead-lag circuit:	2300 W / 140 μ F
Switch-on time, blinds operation:	2 min

Dimming station JUNG bus

LED universal dimming station 4-gang



rail mounting device, 8 rail units

- Electronic short-circuit protection with permanent switch-off after 7 seconds at the latest
- Electronic over-temperature protection
- Integrated memory function for each channel (storing of switch-on brightness value)
- Switching off by dim-down function
- Increase in output power possible through parallel switching of multiple outputs
- Special connection for hotel card switch
- Central switching function All On, All Off
- Parallel connection of two dimming stations or one dimming and one relay station possible
- Automatic setting of the dimming principle suitable for the load

Ref.-no.


UDS 4 REGHE

Technical data

Rated voltage:	AC 230/240 V ~, 50/60 Hz
Number of control units	
Sensor module (ref.-no. SM 1608):	max. 4 (also when relay/dimming stations are connected in parallel)
Push-button module (ref.-no. 4008 TSM):	max. 4 (also when relay/dimming stations are connected in parallel)
Push-button module 24 V AC/DC (1-way NO contact):	depending on push-button module, consider current consumption
Connected load per channel	
Incandescent lamps:	20 ... 150 W
HV halogen lamps:	20 ... 150 W
Electronic transformers:	20 ... 150 W
Inductive transformers:	20 ... 150 VA
Dimmable HV LED lamps:	typical 3 ... 30 W

Max. load for outputs connected in parallel is limited to 80 %.

Sensor module (JUNG bus)



for the connection of relay station (ref.-no. RS 8 REGHE) and dimming station (ref.-no. UDS 4 REGHE)
Only in combination with frames of the LS range and FLAT DESIGN.

Product characteristics

- Up to 16 load outputs of the relay or dimming station can be controlled
- Switching, push-button, dimming, blind
- Light scenes: up to 4 light scenes per control point can be freely configured
- Central function: all assigned load outputs are switched on/off centrally
- Free assignment of the sensor surfaces to the load outputs, central functions and light scenes
- Settings can be changed
- LEDs can be used as feedback and as floor pilot light
- Feedback of switching states on all connected sensor modules
- LED brightness adjustable in 3 stages (100 %, 50 %, OFF)
- Up to 4 sensor modules can be connected to a single relay/dimming station, even with stations connected in parallel
- Cloning: transfer of a set assignment to another sensor module
- If mains power fails, assignments are retained
- Simple installation via 2-wire cable
- Labelling possible with JUNG GRAPHIC TOOL > (www.jung-group.com > Service)


Ref.-no.

SM 1608

Technical data

Power supply:	DC 24 V SELV (via relay or dimming station)
Current consumption:	max. 20 mA (all LEDs on)
Inscription field (W x H):	68.5 x 68.5 mm

Push-button module (JUNG bus)



for the connection of relay station (ref.-no. RS 8 REGHE) and dimming station (ref.-no. UDS 4 REGHE)
 Adapter frames are included in delivery:
 ref.-no. LS 4 AR for LS range (pre-mounted) and
 ref.-no. CD 4 AR for CD range.
 AS / A ranges without adapter frame.

Product characteristics

- 8 channels of the relay station can be controlled: switching, push-button, dimming, blinds
- 16 channels of 2 parallel-wired relay stations can be controlled in combination with push-button extension module ref.-no.: 4094 TSEM
- All station channels are switchable in delivery state
- Central function: all selected station channels are controlled centrally
- Light scenes: up to four light scenes can be set freely
- Push-buttons can be assigned according to cover kit
- Programming without additional tools
- Free assignment of the groups to the channels
- Red LED as status indicator (can be switched off)
- Blue orientation LED (can be switched off)
- Status feedback of the switching states to connected push-button modules and sensor modules
- Up to 4 push-button modules with max. 4 extension modules can be connected to single or parallel connected relay/dimming stations
- Cloning of modules: transfer the assignment of one module to further modules
- Cloning of push-button modules with extension module is possible
- Simple installation via 2-wire cable

Ref.-no.
4008 TSM

Technical data

Power supply: DC 24 V SELV (via relay or dimming station)
 Current consumption: max. 20 mA (all LEDs on)

Push-button extension module



for the extension of up to 8 additional push-buttons for the push-button module ref.-no. 4008 TSM
 preferred installation: vertical
 Adapter frames are included in delivery:
 ref.-no. LS 4 AR for LS range (pre-mounted) and
 ref.-no. CD 4 AR for CD range.
 AS / A ranges without adapter frame.
 8 red LED: status indication

Ref.-no.
4094 TSEM

4-gang

Cover kits for AS and A ranges see page 382

Cover kits for CD range see page 386

Cover kits for LS range see page 389

F 50 Push-button modules for connection to relay station ref.-no. RS 8 REGHE, dimming station ref.-no. UDS 4 REGHE or other control systems with control voltage of max. 24 V AC/DC (SELV), 20 mA.

The module is connected by means of a connection block at the back.

- To be completed with cover kit
- One red status LED per button

Push-button module 24 V AC/DC, 20 mA



for AS and A ranges
 including transparent cover ref.-no.: A 50 NA

		Ref.-no.
1-channel	2 contacts	A 5212 TSM
2-channel	4 contacts	A 5224 TSM
3-channel	6 contacts	A 5236 TSM
4-channel	8 contacts	A 5248 TSM

Cover kits for AS and A ranges see page 395



for CD range
 including transparent cover ref.-no.: CD 50 NA

		Ref.-no.
1-channel	2 contacts	CD 5212 TSM
2-channel	4 contacts	CD 5224 TSM
3-channel	6 contacts	CD 5236 TSM
4-channel	8 contacts	CD 5248 TSM

Cover kits for CD range see page 398



for LS range
 including transparent cover ref.-no.: LS 50 NA

		Ref.-no.
1-channel	2 contacts	LS 5212 TSM
2-channel	4 contacts	LS 5224 TSM
3-channel	6 contacts	LS 5236 TSM
4-channel	8 contacts	LS 5248 TSM

Cover kits for LS range see page 401

F 40 Push-button modules for connection to relay station ref.-no. RS 8 REGHE, dimming station ref.-no. UDS 4 REGHE or other control systems with control voltage of max. 24 V AC/DC (SELV), 20 mA.
The module is connected by means of a connection block at the back.
To each push-button two red LEDs are assigned for status indication.

Push-button module 24 V AC/DC, 20 mA



for AS, A, CD and LS ranges
Adapter frames are included in delivery:
ref.-no. LS 4 AR for LS range (pre-mounted) and
ref.-no. CD 4 AR for CD range.
AS / A ranges without adapter frame.

		Ref.-no.
1-channel	2 contacts	4212 TSM
2-channel	4 contacts	4224 TSM
3-channel	6 contacts	4236 TSM
4-channel	8 contacts	4248 TSM

Cover kits for AS and A ranges see page 382

Cover kits for CD range see page 386

Cover kits for LS range see page 389

Decoupling relay



If more than one motor should be connected to a blinds insert or a mechanical blind switch/push-button, a decoupling relay is required for electrical isolation; one relay for two motors.

Ref.-no.
TR-S

Technical data

Rated voltage: AC 230 V ~, 50 Hz
Switching capacity: 4 A, AC 230 V ~
cos φ ≥ 0.8 ind.

Decoupling relay for rail mounting



rail mounting device, 2.5 rail units


If more than one motor should be connected to a blinds insert or a mechanical blind switch/push-button, a decoupling relay is required for electrical isolation; one relay for two motors.

Ref.-no.
TR-S REG

Technical data

Rated voltage: AC 230 V ~, 50 Hz
Switching capacity: 4 A, AC 230 V ~
cos φ ≥ 0.8 ind.

Decoupling relay, flush-mounted



If more than one motor should be connected to a blinds insert or a mechanical blind switch/push-button, a decoupling relay is required for electrical isolation; one relay for two motors.
Decoupling relay for flush-mounting in wall box with dimensions according to DIN 49073 (deep wall box recommended).

Ref.-no.
TR-SUP

Technical data

Rated voltage: AC 230 V ~, 50 Hz
Switching capacity: 4 A, AC 230 V ~
cos φ ≥ 0.8 ind.

Weather station



rail mounting device, 6 rail units

In connection with the digital combi sensor WS10 KS and the power supply unit WSSV10, the weather station WSK100 REG measures brightness, wind intensity and rain. Based on brightness and wind intensity, the station controls a connected shutter control system independently for the east, south and west sides of a house.

Product characteristics

- Independent outputs for the shutters of the east, south and west facade of a house
- Separately adjustable shading function for the east, south and west facade
- Pre-settable common limit value for the wind alarm for the three house facades
- Precipitation detection with switched output, e.g. for the control of skylights
- Standard shutter running time of 2.5 minutes in sun protection mode can be shortened independently for each facade
- Monitoring of combination sensor connection cable with alarm function and message display
- Operation with additional power supply (ref.-no.: WSSV 10)

Ref.-no.

■ WSK 100 REG

Technical data

Supply voltage: AC 24 V ~ ± 15 %

Power supply AC 24 V ~



for weather station ref.-no.: WSK 100 REG and for Combi sensor ref.-no.: WS 10 KS rail mounting device, 4 rail units

Ref.-no.

■ WSSV 10

Technical data

Rated voltage: AC 230 V ~, 50/60 Hz
Output current: max. 1 A
Output voltage: AC 24 V ~

Combi sensor



For connection to weather station. Measures wind speed, precipitation and brightness for three directions.

The combi sensor needs 24 V AC for operation. The necessary power can be supplied by the power supply unit ref.-no.: WSSV 10.


Ref.-no.

■ WS 10 KS

Technical data

Power supply
Sensor unit (incl. heating): AC 24 V ~ ± 15 %, 50/60 Hz
Max. power consumption: 600 mA

Rain sensor



- Serpentine-shaped sensor surface detects wetting due to precipitation.
- 2-way relay remains switched on until the sensor is dry again. For at least 10 minutes.
- Integrated heater speeds up the drying of the sensor surface and melts snow and ice.
- Floating 2-way contact
- Direct connection to universal blinds insert

(ref.-no. 1731 JE) possible

Ref.-no.

■ RW 95

Technical data

Rated voltage: AC 230 V ~, 50/60 Hz
Current consumption: 15 mA (with preheating)
Power consumption: max. 4.5 W (incl. auxiliary heating)
Relay output
dry: contact open
rain: contact closed
Relay switching capacity: max. 1500 W (resistive load)
Relay contact, rating: (μ) 6 A / AC 250 V ~

Wind sensor with converter



- The converter and wind sensor are used to protect a blind/shutter against destruction due to excessively strong winds. The blind/shutter is moved to a safe end position and locked there until the wind drops below the set wind speed value.
- The converter is operated together with a Universal blinds insert (ref.-no. 1731 JE) or binary inputs of the KNX system.
- 8 wind speeds can be set
- The wind alarm is triggered 15 seconds after the set wind speed threshold value is exceeded
- The connection cable between the wind sensor and the converter must always be a shielded cable. Use either a 2-wire cable or a 4-wire cable, e.g. Siemens MSR control LSYCY or telephone cable J-Y(St)Y 2x2x0.6. Connection cable approx. 3 m pre-assembled. Can be extended to max. 50 m.

Ref.-no.

■ 132 U WS

Wind sensor



(spare part)
for connection to converter ref.-no.: AT 04..

Ref.-no.

black (similar RAL 9005)

■ 132 WS

Converter



(spare part)
for connection of wind sensor ref.-no.: 132 WS

Ref.-no.

■ 132 U

Technical data

Rated voltage: AC 230 V ~, 50 Hz
Switching current: max. 2 A
Contact type: floating 1-way NO contact (μ contact)
Switch-on delay: approx. 15 s
Switch-off delay: approx. 15 min

Awning control, AeroTec 04



The AeroTec timer may be used to operate sun protection systems **only**.
The AeroTec timer is pre-programmed ex works with current date and time (CET) settings and operates sun protection systems on the basis of sunlight intensity and wind speed. The AeroTec timer can be operated manually at any time. The device runs on battery power, meaning it can even be programmed if the operating device has been removed, as the display does not disappear.

- Controller for awnings
- 15 languages (display)
- Ex works pre-programmed
- Sensors can be connected
- Manual control always possible
- Additional switching time
- Adjustable inside position
- Cloth stretching function

Ref.-no.

Thermoplastic (breakproof) high-gloss white **AT 04 WW**

Technical data

Rated voltage: AC 230/240 V ~, 50/60 Hz
 Switching current: 5 A / 250 V AC $\cos \varphi = 1$
 Switching capacity: max. 1 motor 1000 W
 (If more than one motor is controlled, they must be decoupled by decoupling relays).
 Battery type: 1 button cell CR 2032 (included)
 When cell is replaced, values previously set will be preserved.

Intermediate frame



for AS and A ranges
to install the "AeroTec 04" awning control from elero

Ref.-no.

white **A AT 581 Z WW**

Intermediate frame



for CD range
to install the "AeroTec 04" awning control from elero

Ref.-no.

white **CD AT 581 Z WW**

Sunlight / wind sensor




for connection to awning control "AeroTec 04", ref.-no.: AT 04 WW
 The wind sensor should be fitted to the roof or house wall. It must be installed at a position suitable for wind intensity measurements. Do not install at the side sheltered from the wind.

Ref.-no.

AR 04

Rain sensor



for connection to awning control "AeroTec 04", ref.-no.: AT 04 WW

- Serpentine-shaped sensor surface detects wetting due to precipitation.
- 2-way relay remains switched on until the sensor is dry again. For at least 10 minutes.
- Integrated heater speeds up the drying of the sensor surface and melts snow and ice.

Ref.-no.

■ **RW 95**

Technical data

Rated voltage: AC 230 V ~, 50/60 Hz
 Current consumption: 15 mA (with preheating)
 Power consumption: max. 4.5 W (incl. auxiliary heating)
 Relay output
 dry: contact open
 rain: contact closed
 Relay switching capacity: max. 1500 W (resistive load)
 Relay contact, rating: (μ) 6 A / AC 250 V ~

Brightness sensor



for connection to awning control "AeroTec 04", ref.-no.: AT 04 WW

Ref.-no.

■ **LA 90**

Thermal valve drive 230 V



- Normally closed (NC)
- With thermal extension element
- Forceless installation onto the valve using first-open function
- Visible position indication
- Noiseless
- Maintenance-free
- Including valve adapter, compatible with heating valves from Cazzaniga angle valve, Heimeier, Herb, IVAR, Kermi, Mair (from 1998 onward), MNG (from 1998 onward), Onda, Oventrop (Cocon Q, V3K), Schlösser (from 1993 onward), Thermoal

Ref.-no.

■ **TSA 230 NC WW**

Technical data

Rated voltage: AC 230 V ~ (± 15 %)
 Power consumption during operation: 1 W
 Valve lift: 5 mm
 Cable length: 1 m

Thermal valve drive 24 V



- Normally closed (NC)
- With thermal extension element
- Forceless installation onto the valve using first-open function
- Visible position indication
- Noiseless
- Maintenance-free
- Including valve adapter, compatible with heating valves from Cazzaniga angle valve, Heimeier, Herb, IVAR, Kermi, Mair (from 1998 onward), MNG (from 1998 onward), Onda, Oventrop (Cocon Q, V3K), Schlösser (from 1993 onward), Thermoal

Ref.-no.

■ **TSA 24 NC WW**

Technical data

Rated voltage: DC 24 V (± 20 %)
 Rated voltage: AC 24 V ~ (± 20 %)
 Power consumption during operation: 1 W
 Valve lift: 5 mm
 Cable length: 1 m

Valve adapter



for thermal valve drives ref.-no.: TSA 230 NC WW,
TSA 24 NC WW
compatible with heating valves from Beulco (from 2005),
Cronatherm (H), Dumser, eht Siegmund, Frasa, Oventrop
thermostatic valves (also Cocon, Cocon 4, Tri-D, Tri-M),
Purmo, Strawa, Vesca (Metaplast), Wittingsthal
Thread: M 30 x 1.5
Closing dimension: 11 mm

scope of delivery: 5 pieces

Ref.-no.

TSA AD1

Valve adapter



for thermal valve drives ref.-no.: TSA 230 NC WW,
TSA 24 NC WW
compatible with heating valves from Böhnisch / SBK (before
1998), Broen (Ballorex Dynamic), Cazzaniga, Frese EVA Basic
(until 2016), Honeywell & Braukmann, Johnson Controls
(VG6210EC, VG6510EC & VG6210JC), Landis & Gyr, MNG
(before 1998), Reich, Schütz, Seppelfricke
Thread: M 30 x 1.5

Closing dimension: 10 mm

scope of delivery: 5 pieces

Ref.-no.

TSA AD2

Valve adapter



for thermal valve drives ref.-no.: TSA 230 NC WW,
TSA 24 NC WW
compatible with Brötje heating valves with flange, Danfoss RA,
Jaga flange valves, Oventrop flange (V3D, GD & GDF)
with flange connection incl. two grub screws
Closing dimension: 28.8 mm
scope of delivery: 5 pieces

Ref.-no.

TSA AD3

Room thermostat insert



with sensor connection
for covers JUNG HOME ref.-no.: BT .. 1791 ..
for covers LB Management ref.-no.: .. 1790 D ..
for covers KNX RF ref.-no.: .. 1091 1ST RF ..,
.. 1092 1ST RF ..

- Switching of electric underfloor heating systems and electrothermal valve drives
- Pulse width modulation (PWM) or two-point control (on/off)
- External sensor (ref.-no.: FF NTC) can be connected
- Input for switching to cooling mode
- Interrupts the heating process after 60 minutes (overheating protection of a heater)

Ref.-no.

1790 RTR

Technical data

Rated voltage:	AC 230 V ~
Mains frequency:	50/60 Hz
Stand-by power depending on the cover:	approx. 0.1 ... 0.5 W
Switching current 230 V AC1:	10 mA ... 16 A
Connected load:	max. 3,600 W
Number of valve drives:	1 ... 10

JUNG HOME room thermostat displays see page 108

LB Management room thermostat displays see page 138

Room thermostats




ROOM THERMOSTAT IN LS 990 IN DARK

The JUNG room thermostats in the JUNG design offer heating or cooling mode, ECO mode and temperature drop detection. They also have an LED display and silent switching. They are operated using two-point control or pulse width modulation.

EASY TO USE

The rotary knob has a diameter of 42 millimetres and a reduced height. In this way, the room thermostats reflect the same design as the rotary dimmer covers.



CLEAR INDICATION

An LED shows the current state. If it is red, the heating is running. If it is lit blue, the system is cooling the building. If it is lit orange, the heating is in frost protection mode.

When users press the rotary knob, the heating system switches to frost protection mode. To set the comfort temperature, rotating the control unit is sufficient. The devices are thus suited to both heating and cooling. Three models therefore have internal temperature sensors. Furthermore, they have temperature drop detection and turn down the heating if, for exam-

ple, a window is opened. The FTR 231 model has an external temperature sensor that registers the temperature in combination with electric underfloor heating as well as an ECO mode (night reduction). With the exception of the RTR 230 model, the thermostats can either be operated using two-point control or pulse width modulation.

Room thermostat (1-way NC contact) 230 V



for covers ref.-no.: .. 1749 ..

Intended use

- Electronic room thermostat for controlling electrothermal valve drives for 230 V ~ (e.g. ref.-no.: TSA 230 NC WW)
- Room temperature control in enclosed areas
- Installation in flush box with dimensions according to DIN 49073

Product characteristics

- Manually setting a comfort temperature
- Temperature limit of comfort temperature can be set
- Internal temperature sensor
- Noiseless switching
- Controller output working method: pulse width modulation (PWM)
- Operation with valve type "normally closed"
- Valve protection function (once a week opening and closing of valve)

Ref.-no.

RTR 230

Technical data

Rated voltage:	AC 230 V ~, 50/60 Hz
Connected load:	20 W
Stand-by power:	< 0.5 W
Temperature range:	approx. +5 ... +30 °C
Mounting height:	1.50 m
Number of valve drives:	1 ... 10
Ambient temperature:	-5 ... +45 °C
Storage/transport temperature:	-25 ... +70 °C

Room thermostat (heating/cooling) 230 V



for covers ref.-no.: .. 1749 ..

Intended use

- Electronic room thermostat for controlling electrothermal valve drives for 230 V ~ (e.g. ref.-no.: TSA 230 NC WW)
- Room temperature control in enclosed areas
- Installation in flush box with dimensions according to DIN 49073

Product characteristics

- Manually setting a comfort temperature
- Temperature limit of comfort temperature can be set
- Manually switching off the temperature control
- Cooling mode possible (optimised for heat pumps)
- Input terminal for activation of reduction temperature (ECO) via central clock
- Input terminal for activation of cooling via central control
- Manual activation of cooling
- Internal temperature sensor
- Frost protection function
- Noiseless switching
- Temperature drop detection (call-up of frost protection temperature when window is open)
- Controller output working method: pulse width modulation (PWM) or two-point
- Adaptation to valves (normally open or normally closed)
- Offset adjustment ± 3 °C (correction value for measured temperature)
- Valve protection function (once a week opening and closing of valve)
- Multi-colour status LED
- Continuous operation of LED possible

Ref.-no.

RTR 231

Technical data

Rated voltage:	AC 230 V ~, 50/60 Hz
Switching current:	max. 100 mA
Connected load:	20 W
Stand-by power:	< 0.5 W
Temperature range:	approx. +5 ... +30 °C
Mounting height:	1.50 m
Number of valve drives:	1 ... 10
Cable length:	max. 100 m
Ambient temperature:	-5 ... +45 °C
Storage/transport temperature:	-25 ... +70 °C

Room thermostat (heating/cooling) 24 V



for covers ref.-no.: .. 1749 ..

Intended use

- Electronic room thermostat for controlling electrothermal valve drives for AC 24 V (e.g. ref.-no.: TSA 24 NC WW)
- Room temperature control in enclosed areas
- Installation in flush box with dimensions according to DIN 49073

Product characteristics

- Manually setting a comfort temperature
- Temperature limit of comfort temperature can be set
- Manually switching off the temperature control
- Cooling mode possible (optimised for heat pumps)
- Input terminal for activation of reduction temperature (ECO) via central clock
- Input terminal for activation of cooling via central control
- Manual activation of cooling
- Internal temperature sensor
- Frost protection function
- Temperature drop detection (call-up of frost protection temperature when window is open)
- Controller output working method: pulse width modulation (PWM) or two-point
- Adaptation to valves (normally open or normally closed)
- Offset adjustment ± 3 °C (correction value for measured temperature)
- Valve protection function (once a week opening and closing of valve)
- Multi-colour status LED
- Continuous operation of LED possible

Ref.-no.

RTR 241

Technical data

Rated voltage:	AC 24 V SELV (± 10%)
Mains frequency:	50/60 Hz
Switching current:	max. 1 A
Connected load:	max. 24 W
Stand-by power:	max. 0.1 W
Temperature range:	approx. +5 ... +30 °C
Mounting height:	1.50 m
Number of valve drives:	1 ... 5
Cable length:	max. 100 m
Ambient temperature:	-5 ... +45 °C
Storage/transport temperature:	-25 ... +70 °C

Floor thermostat



for covers ref.-no.: .. 1749 ..

Intended use

- Electronic thermostat for controlling electric underfloor heating systems
- Floor temperature control in enclosed areas
- Installation in flush box with dimensions according to DIN 49073

Product characteristics

- Manually setting a floor comfort temperature
- Temperature limit of comfort temperature can be set
- Manually switching off the temperature control
- Input terminal for activation of reduction temperature (ECO) via central clock
- External sensor (ref.-no.: FF NTC) included in the scope of delivery
- Frost protection function
- Feedback via status LED if external temperature sensor malfunctions
- Controller output working method: pulse width modulation (PWM) or two-point
- Interruption of continuous heating after one hour for 5 minutes
- Multi-colour status LED
- Continuous operation of LED possible

Ref.-no.

FTR 231

Technical data

Rated voltage:	AC 220 ... 240 V ~, 50/60 Hz
Switching current:	10 A
Temperature range:	approx. +5 ... +50 °C
Mounting height:	1.50 m
Connected load	
Ohmic load:	2300 W
Stand-by power:	max. 0.15 W
Cable length:	max. 100 m
Ambient temperature:	-5 ... +45 °C
Storage/transport temperature:	-25 ... +70 °C

Centre plates for thermostats AS range see page 182

Centre plates for thermostats A range see page 215

Centre plates for thermostats CD range see page 255

Centre plates for thermostats LS range see page 295

External temperature sensor



for room thermostat ref.-no. 1790 RTR, TR D .. 1790 ..
spare part for floor thermostat ref.-no. FTR 231
The sensor cable can be connected using a bifilar cable of
1.5 mm² in diameter that is suitable for mains voltage. When
installed in a cable duct or near high voltage current cables, a
shielded cable must be used.

Also suitable as external temperature sensor for the following
KNX devices, ref.-no.:
.. 2178 TS .., .. 2178 ORTS .., .. 5292 D 1ST, .. 5294 D 1ST, 2177 SV R,
23066 REGHE, 23001 1S U, 23002 1S U, 39001 1S U, .. 459 D 1S .., 4000.. 1S E

Ref.-no.


■ FF NTC

British standard products



The covers without visible screws compose a plane appearance.
The British Standard sockets are available for A 550 / A FLOW
and LS DESIGN.

BRITISH STANDARD SOCKET 13 A



in A 550 in white

BRITISH STANDARD SOCKET 5 A



in A FLOW in black

BRITISH STANDARD 2-GANG SOCKET 13 A, SWITCHABLE WITH INDICATOR LAMP



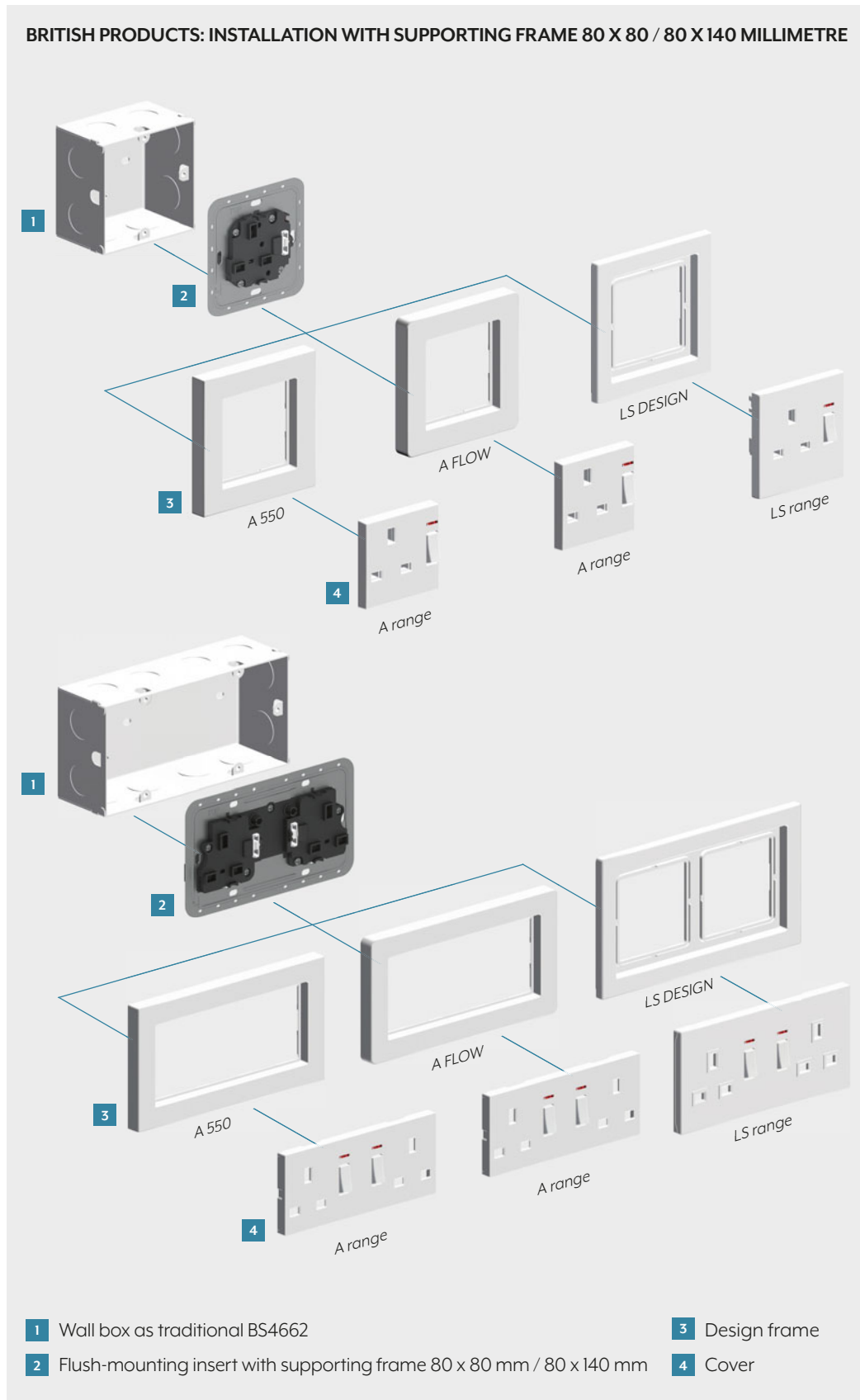
in LS DESIGN in stainless steel

JUNG provides British Standard components for typical BS wall boxes. The elaborated modular system enables the simple installation of cover, socket and design frame in a 1-gang or 2-gang version. High quality materials in the A and LS ranges or the full plate version achieve an elegant view.

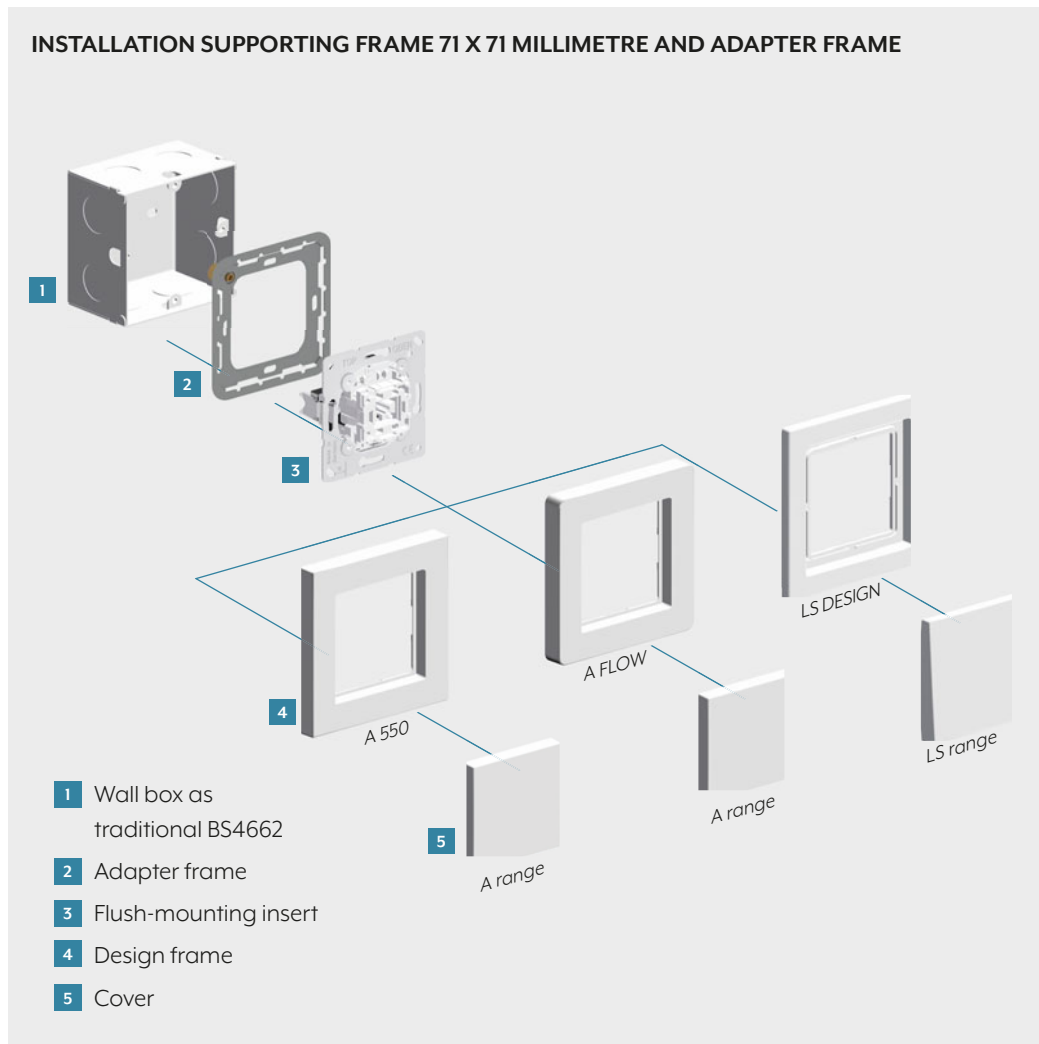
SOCKET INSTALLATION

Sockets are the basis of every electrical installation. For a smooth and fast installation, JUNG supplies British sockets from the factory with the appropriate supporting frame.

For the installation of a 2-gang wall box in the British system, JUNG offers various 2-gang sockets with a large supporting frame. In combination with the design frames from the JUNG A 550, A FLOW and LS DESIGN, the electrical installation is given a high-quality appearance.



Combining JUNG products with the adapter frame



Ideal for renovations: JUNG technology with adapter frame. With this method, electricians can install versatile building technology, without extensive restoration work or a reconfiguration of the electrical installation under the plaster.

Switched socket insert, British Standard 1363



2-pole, 13 A 250 V ~
for rectangular British Standard wall boxes
with screw terminals for rigid and flexible wires up to 4 mm²
1-gang

The inserts enable the flush installation into rectangular British Standard wall boxes. Combinations with other devices into multiple frames are NOT possible.

	Ref.-no.
without indicator light	BS 2171 EINS

Switched socket insert, British Standard 1363



2-pole, 13 A 250 V ~
for rectangular British Standard wall boxes
with screw terminals for rigid and flexible wires up to 4 mm²
1-gang

The inserts enable the flush installation into rectangular British Standard wall boxes. Combinations with other devices into multiple frames are NOT possible.

	Ref.-no.
with indicator light	BS 2171 KO EINS

Centre plates for A 550 / A FLOW



for socket insert ref.-no. BS 2171 EINS
only in combination with frames ref.-no. A 5581 ..., AF 581 ..

	Ref.-no.
Duroplastic (scratch-proof) glossy	
ivory	■ A 3171 PL
white	■ A 3171 WW PL
black	■ A 3171 SW PL
Duroplastic lacquered	
aluminium	■ A 3171 AL PL
champagne	■ A 3171 CH PL
mocha	■ A 3171 MO PL
Thermoplastic (breakproof) high-gloss	
white	■ A 3171 BF WW PL
black	■ A 3171 BF SW PL
matt lacquered	
matt snow white	■ A 3171 BF WWM PL
matt graphite black	■ A 3171 BF SWM PL
matt anthracite	■ A 3171 BF ANM PL

Centre plates for A 550 / A FLOW



for socket insert ref.-no. BS 2171 KO EINS
only in combination with frames ref.-no. A 5581 ..., AF 581 ..

	Ref.-no.
Duroplastic (scratch-proof) glossy	
ivory	■ A 3171 KO PL
white	■ A 3171 KO WW PL
black	■ A 3171 KO SW PL
Duroplastic lacquered	
aluminium	■ A 3171 KO AL PL
champagne	■ A 3171 KO CH PL
mocha	■ A 3171 KO MO PL
Thermoplastic (breakproof) high-gloss	
white	■ A 3171 BFKO WW PL
black	■ A 3171 BFKO SW PL
matt lacquered	
matt snow white	■ A 3171 BFKO WWM PL
matt graphite black	■ A 3171 BFKO SWM PL
matt anthracite	■ A 3171 BFKO ANM PL

Centre plates for LS DESIGN (special BS frame)



for socket insert ref.-no. BS 2171 EINS
only in combination with frames ref.-no. BS 2181 ..

	Ref.-no.
Duroplastic (scratch-proof) glossy	
ivory	■ BS 2171 PL
white	■ BS 2171 WW PL
black	■ BS 2171 SW PL
matt lacquered	
matt snow white	■ BS 2171 WWM PL
matt graphite black	■ BS 2171 SWM PL
Metal versions	
aluminium	■ BS 2171 AL PL
stainless steel	■ BS 2171 ES PL
anthracite (aluminium lacquered)	■ BS 2171 AN PL
dark (aluminium lacquered)	■ BS 2171 ALD PL
chrome	■ BS 2171 GCR PL
gold-coloured	■ BS 2171 GO PL
classic brass	■ BS 2171 MEC PL
antique brass	■ BS 2171 MEAT PL

Centre plates for LS DESIGN (special BS frame)



for socket insert ref.-no. BS 2171 KO EINS
only in combination with frames ref.-no. BS 2181 ..

	Ref.-no.
Duroplastic (scratch-proof) glossy	
ivory	■ BS 2171 KO PL
white	■ BS 2171 KO WW PL
black	■ BS 2171 KO SW PL
matt lacquered	
matt snow white	■ BS 2171 KO WWM PL
matt graphite black	■ BS 2171 KO SWM PL
Metal versions	
aluminium	■ BS 2171 KO AL PL
stainless steel	■ BS 2171 KO ES PL
anthracite (aluminium lacquered)	■ BS 2171 KO AN PL
dark (aluminium lacquered)	■ BS 2171 KO ALD PL
chrome	■ BS 2171 KO GCR PL
gold-coloured	■ BS 2171 KO GO PL
classic brass	■ BS 2171 KO MEC PL
antique brass	■ BS 2171 KO MEAT PL

Socket insert, British Standard 1363



2-pole, 13 A 250 V ~
for rectangular British Standard wall boxes
with screw terminals for rigid and flexible wires up to 4 mm²
1-gang

The inserts enable the flush installation into rectangular British Standard wall boxes. Combinations with other devices into multiple frames are NOT possible.

	Ref.-no.
without switch	BS 2521 EINS

Centre plates for A 550 / A FLOW



for socket insert ref.-no. BS 2521 EINS
only in combination with frames ref.-no. A 5581 ..., AF 581 ..

	Ref.-no.
Duroplastic (scratch-proof) glossy	
ivory	■ A 3521 PL
white	■ A 3521 WW PL
black	■ A 3521 SW PL
Duroplastic lacquered	
aluminium	■ A 3521 AL PL
champagne	■ A 3521 CH PL
mocha	■ A 3521 MO PL
matt lacquered	
matt snow white	■ A 3521 BF WWM PL
matt graphite black	■ A 3521 BF SWM PL
matt anthracite	■ A 3521 BF ANM PL

Centre plates for LS DESIGN (special BS frame)



for socket insert ref.-no. BS 2521 EINS
only in combination with frames ref.-no. BS 2181 ..

	Ref.-no.
Duroplastic (scratch-proof) glossy	
ivory	■ BS 2521 PL
white	■ BS 2521 WW PL
light grey	■ BS 2521 LG PL
black	■ BS 2521 SW PL
matt lacquered	
matt snow white	■ BS 2521 WWM PL
matt graphite black	■ BS 2521 SWM PL
Metal versions	
aluminium	■ BS 2521 AL PL
stainless steel	■ BS 2521 ES PL
anthracite (aluminium lacquered)	■ BS 2521 AN PL
dark (aluminium lacquered)	■ BS 2521 ALD PL
chrome	■ BS 2521 GCR PL
gold-coloured	■ BS 2521 GO PL
classic brass	■ BS 2521 MEC PL
antique brass	■ BS 2521 MEAT PL

Switched socket insert, British Standard 1363



2-pole, 13 A 250 V ~
for rectangular British Standard wall boxes
with screw terminals for rigid and flexible wires up to 4 mm²
2-gang

The inserts enable the flush installation into rectangular British Standard wall boxes. Combinations with other devices into multiple frames are NOT possible.

	Ref.-no.
without indicator light	BS 2172 EINS

Centre plates for A 550 / A FLOW



for socket insert ref.-no. BS 2172 EINS
only in combination with 2-gang frames ref.-no. A 5582-0 ..., AF 582-0 ..

	Ref.-no.
Thermoplastic (breakproof) high-gloss	
white	■ A 2172 WW PL
black	■ A 2172 SW PL
Thermoplastic (breakproof) lacquered	
aluminium	■ A 2172 AL PL
champagne	■ A 2172 CH PL
mocha	■ A 2172 MO PL
matt lacquered	
matt snow white	■ A 2172 WWM PL
matt graphite black	■ A 2172 SWM PL
matt anthracite	■ A 2172 ANM PL

Centre plates for LS DESIGN (special BS frame)



for socket insert ref.-no. BS 2172 EINS
only in combination with 2-gang frames ref.-no. BS 2182 ..

	Ref.-no.
Duroplastic (scratch-proof) glossy	
ivory	■ BS 2172 PL
white	■ BS 2172 WW PL
black	■ BS 2172 SW PL
matt lacquered	
matt snow white	■ BS 2172 WWM PL
matt graphite black	■ BS 2172 SWM PL
Metal versions	
aluminium	■ BS 2172 AL PL
stainless steel	■ BS 2172 ES PL
anthracite (aluminium lacquered)	■ BS 2172 AN PL
dark (aluminium lacquered)	■ BS 2172 ALD PL
chrome	■ BS 2172 GCR PL
gold-coloured	■ BS 2172 GO PL
classic brass	■ BS 2172 MEC PL
antique brass	■ BS 2172 MEAT PL

Switched socket insert, British Standard 1363



2-pole, 13 A 250 V ~
for rectangular British Standard wall boxes
with screw terminals for rigid and flexible wires up to 4 mm²
2-gang

The inserts enable the flush installation into rectangular British Standard wall boxes. Combinations with other devices into multiple frames are NOT possible.

	Ref.-no.
with indicator light	BS 2172 KO EINS

Socket insert, British Standard 1363



2-pole, 13 A 250 V ~
for rectangular British Standard wall boxes
with screw terminals for rigid and flexible wires up to 4 mm²
2-gang

The inserts enable the flush installation into rectangular British Standard wall boxes. Combinations with other devices into multiple frames are NOT possible.

	Ref.-no.
without switch	BS 2522 EINS

Centre plates for A 550 / A FLOW



for socket insert ref.-no. BS 2172 KO EINS
only in combination with 2-gang frames ref.-no. A 5582-0 .., AF 582-0 ..

	Ref.-no.
Thermoplastic (breakproof) high-gloss	
white	■ A 2172 KO WW PL
black	■ A 2172 KO SW PL
Thermoplastic (breakproof) lacquered	
aluminium	■ A 2172 KO AL PL
champagne	■ A 2172 KO CH PL
mocha	■ A 2172 KO MO PL
matt lacquered	
matt snow white	■ A 2172 KO WWM PL
matt graphite black	■ A 2172 KO SWM PL
matt anthracite	■ A 2172 KO ANM PL


Centre plates for LS DESIGN (special BS frame)



for socket insert ref.-no. BS 2172 KO EINS
only in combination with 2-gang frames ref.-no. BS 2182 ..

	Ref.-no.
Duroplastic (scratch-proof) glossy	
ivory	■ BS 2172 KO PL
white	■ BS 2172 KO WW PL
black	■ BS 2172 KO SW PL
matt lacquered	
matt snow white	■ BS 2172 KO WWM PL
matt graphite black	■ BS 2172 KO SWM PL
Metal versions	
aluminium	■ BS 2172 KO AL PL
stainless steel	■ BS 2172 KO ES PL
anthracite (aluminium lacquered)	■ BS 2172 KO AN PL
dark (aluminium lacquered)	■ BS 2172 KO ALD PL
chrome	■ BS 2172 KO GCR PL
gold-coloured	■ BS 2172 KO GO PL
classic brass	■ BS 2172 KO MEC PL
antique brass	■ BS 2172 KO MEAT PL

Centre plates for LS DESIGN (special BS frame)



for socket insert ref.-no. BS 2522 EINS
only in combination with 2-gang frames ref.-no. BS 2182 ..

	Ref.-no.
Duroplastic (scratch-proof) glossy	
ivory	■ BS 2522 PL
white	■ BS 2522 WW PL
black	■ BS 2522 SW PL
matt lacquered	
matt snow white	■ BS 2522 WWM PL
matt graphite black	■ BS 2522 SWM PL
Metal versions	
aluminium	■ BS 2522 AL PL
stainless steel	■ BS 2522 ES PL
anthracite (aluminium lacquered)	■ BS 2522 AN PL
dark (aluminium lacquered)	■ BS 2522 ALD PL
chrome	■ BS 2522 GCR PL
gold-coloured	■ BS 2522 GO PL
classic brass	■ BS 2522 MEC PL
antique brass	■ BS 2522 MEAT PL

Switched socket insert, British Standard 546



2-pole, 15 A 250 V ~
for rectangular British Standard wall boxes
with screw terminals for rigid and flexible wires up to 4 mm²
only in combination with full plates ref.-no. BS 2171-15 V .. PL
or 2971-15 V .. PL

The inserts enable the flush installation into rectangular British Standard wall boxes.
Combinations with other devices into multiple frames are NOT possible.

Ref.-no.
BS 2171-15 EINS

Socket insert, British Standard 546



2-pole, 5 A 250 V ~
for rectangular British Standard wall boxes
with screw terminals for rigid and flexible wires up to 4 mm²

The inserts enable the flush installation into rectangular British Standard wall boxes.
Combinations with other devices into multiple frames are NOT possible.

Ref.-no.
BS 2171-5 EINS

Full plates for LS 990




for socket insert ref.-no. BS 2171-15 EINS
with integrated 1-gang frame LS 990

Ref.-no.

Duroplastic (scratch-proof) glossy

ivory	■	BS 2971-15 V PL
white	■	BS 2971-15 V WW PL
black	■	BS 2971-15 V SW PL

Full plates for LS DESIGN (special BS frame)



for socket insert ref.-no. BS 2171-15 EINS
including British Standard 1-gang frame ref.-no. BS 2181 ..

Ref.-no.

ivory	■	BS 2171-15 V PL-L
white	■	BS 2171-15 V WW PL-L
black	■	BS 2171-15 V SW PL-L
Metal versions		
aluminium	■	BS 2171-15 V AL PL
stainless steel	■	BS 2171-15 V ES PL
anthracite (aluminium lacquered)	■	BS 2171-15 V AN PL
dark (aluminium lacquered)	■	BS 2171-15 V ALD PL
chrome	■	BS 2171-15 V GCR PL
gold-coloured	■	BS 2171-15 V GO PL
classic brass	■	BS 2171-15 V MEC PL
antique brass	■	BS 2171-15 V MEAT PL

Centre plates for A 550 / A FLOW




for socket insert ref.-no. BS 2171-5 EINS
only in combination with frames ref.-no. A 5581 .., AF 581 ..

Ref.-no.

Duroplastic (scratch-proof) glossy

ivory	■	A 3171-5 PL
white	■	A 3171-5 WW PL
black	■	A 3171-5 SW PL
Duroplastic lacquered		
aluminium	■	A 3171-5 AL PL
champagne	■	A 3171-5 CH PL
mocha	■	A 3171-5 MO PL
Thermoplastic (breakproof) high-gloss		
white	■	A 3171-5 BF WW PL
matt lacquered		
matt snow white	■	A 3171-5 WWM PL
matt graphite black	■	A 3171-5 SWM PL
matt anthracite	■	A 3171-5 BF ANM PL

Centre plates for LS DESIGN (special BS frame)



for socket insert ref.-no. BS 2171-5 EINS
only in combination with frames ref.-no. BS 2181 ..

Ref.-no.

Duroplastic (scratch-proof) glossy

ivory	■	BS 2171-5 PL
white	■	BS 2171-5 WW PL
black	■	BS 2171-5 SW PL
matt lacquered		
matt snow white	■	BS 2171-5 WWM PL
matt graphite black	■	BS 2171-5 SWM PL
Metal versions		
aluminium	■	BS 2171-5 AL PL
stainless steel	■	BS 2171-5 ES PL
anthracite (aluminium lacquered)	■	BS 2171-5 AN PL
dark (aluminium lacquered)	■	BS 2171-5 ALD PL
chrome	■	BS 2171-5 GCR PL
gold-coloured	■	BS 2171-5 GO PL
classic brass	■	BS 2171-5 MEC PL
antique brass	■	BS 2171-5 MEAT PL

Switched cable unit with fuse



2-pole, 13 A 250 V ~
for rectangular British Standard wall boxes
with screw terminals for rigid and flexible wires up to 4 mm²
1-gang
with indicator light

The inserts enable the flush installation into rectangular British Standard wall boxes. Combinations with other devices into multiple frames are NOT possible.

Ref.-no.
BS 2190 CU KO EINS

Switched socket insert, type G + I



13 A 250 V ~
for rectangular British Standard wall boxes
for plugs BS 1363 (type G) and GB 2099-1 (type I)
with enhanced contact protection (shutter)
with screw terminals for rigid and flexible wires up to 4 mm²
for centre plates ref.-no. ... 4171 GI SW .. PL

The inserts enable the flush installation into rectangular British Standard wall boxes. Combinations with other devices into multiple frames are NOT possible.

Ref.-no.
GI 2171 SW EINS

Centre plates for A 550 / A FLOW



for switched cable unit ref.-no. BS 2190 CU KO EINS
only in combination with frames ref.-no. A 5581 ..., AF 581 ..

Ref.-no.

Thermoplastic (breakproof) high-gloss	
ivory	■ A 3190 CU KO PL
white	■ A 3190 CU KO WW PL
black	■ A 3190 CU KO SW PL
Thermoplastic (breakproof) lacquered	
aluminium	■ A 3190 CU KO AL PL
champagne	■ A 3190 CU KO CH PL
mocha	■ A 3190 CU KO MO PL
matt lacquered	
matt anthracite	■ A 3190 CU KO ANM PL

Centre plates for LS DESIGN (special BS frame)



for socket insert ref.-no. GI 2171 SW EINS
only in combination with frames ref.-no. BS 2181 ..

other colours on request

Ref.-no.

Duroplastic (scratch-proof) glossy	
ivory	■ LS 4171 GI SW PL
white	■ LS 4171 GI SW WW PL
black	■ LS 4171 GI SW SW PL
matt lacquered	
matt snow white	■ LS 4171 GI SW WWM PL
matt graphite black	■ LS 4171 GI SW SWM PL

Centre plates for LS DESIGN (special BS frame)



for switched cable unit ref.-no. BS 2190 CU KO EINS
only in combination with frames ref.-no. BS 2181 ..

Ref.-no.

white (aluminium lacquered)	■ BS 2190 CU KO PL
white (aluminium lacquered)	■ BS 2190 CU KO WW PL
black (aluminium lacquered)	■ BS 2190 CU KO SW PL
Metal versions	
aluminium	■ BS 2190 CU KO AL PL
stainless steel	■ BS 2190 CU KO ES PL
anthracite (aluminium lacquered)	■ BS 2190 CU KO AN PL
dark (aluminium lacquered)	■ BS 2190 CU KO ALD PL
chrome	■ BS 2190 CU KO GCR PL
gold-coloured	■ BS 2190 CU KO GO PL
classic brass	■ BS 2190 CU KO MEC PL
antique brass	■ BS 2190 CU KO MEAT PL

Frames A 550

Only in combination with new British Standard inserts (supporting frame with special holes) and British Standard centre plates of the A range (ref.-no.: A 3171 .. PL, A 3521 .. PL, A 3190 CU KO .. PL, A 2172 .. PL).

Frame, 1-gang



85 x 85 mm
for inserts ref.-no. BS 2171..EINS, BS 2521 EINS,
BS 2190 CU KO EINS

Ref.-no.

Thermoplastic (breakproof) high-gloss

white ■■ A 5581 BF WW.
black ■■ A 5581 BF SW.

Thermoplastic (breakproof) lacquered

aluminium ■■ A 5581 BF AL.
champagne ■■ A 5581 BF CH.
mocha ■■ A 5581 BF MO.
matt snow white ■■ A 5581 BF WWM.
matt graphite black ■■ A 5581 BF SWM.
matt anthracite ■■ A 5581 BF ANM.

Frames A FLOW

Only in combination with new British Standard inserts (supporting frame with special holes) and British Standard centre plates of the A range (ref.-no.: A 3171 .. PL, A 3521 .. PL, A 3190 CU KO .. PL, A 2172 .. PL).

Frame, 1-gang



85 x 85 mm
for inserts ref.-no. BS 2171..EINS, BS 2521 EINS,
BS 2190 CU KO EINS

Ref.-no.

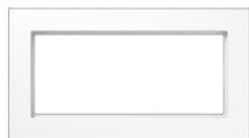
Thermoplastic (breakproof) high-gloss

white ■■ AF 581 BF WW.
black ■■ AF 581 BF SW.

Thermoplastic (breakproof) lacquered

aluminium ■■ AF 581 BF AL.
champagne ■■ AF 581 BF CH.
mocha ■■ AF 581 BF MO.
matt snow white ■■ AF 581 BF WWM.
matt graphite black ■■ AF 581 BF SWM.
matt anthracite ■■ AF 581 BF ANM.

Frame, 2-gang without crossbar



85 x 156 mm
for socket inserts ref.-no. BS 2172 EINS, BS 2172 KO EINS

Ref.-no.

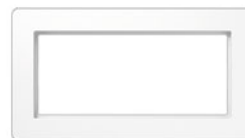
Thermoplastic (breakproof) high-gloss

white ■■ A 5582-0 BF WW
black ■■ A 5582-0 BF SW

Thermoplastic (breakproof) lacquered

aluminium ■■ A 5582-0 BF AL
champagne ■■ A 5582-0 BF CH
mocha ■■ A 5582-0 BF MO
matt snow white ■■ A 5582-0 BF WWM
matt graphite black ■■ A 5582-0 BF SWM
matt anthracite ■■ A 5582-0 BF ANM

Frame, 2-gang without crossbar



85 x 156 mm
for socket inserts ref.-no. BS 2172 EINS, BS 2172 KO EINS

Ref.-no.

Thermoplastic (breakproof) high-gloss

white ■■ AF 582-0 BF WW
black ■■ AF 582-0 BF SW

Thermoplastic (breakproof) lacquered

aluminium ■■ AF 582-0 BF AL
champagne ■■ AF 582-0 BF CH
mocha ■■ AF 582-0 BF MO
matt snow white ■■ AF 582-0 BF WWM
matt graphite black ■■ AF 582-0 BF SWM
matt anthracite ■■ AF 582-0 BF ANM

Installation for British Standard wall boxes

Frames LS DESIGN (special BS frames)

Frames suitable for British products (use compatible supporting frame)

Frame, 1-gang



96 x 96 mm
for British products (with supporting frame 80 x 80)

Ref.-no.

Thermoplastic (breakproof) high-gloss

ivory	■	BS 2181
white	■	BS 2181 WW
black	■	BS 2181 SW
Metal versions		
aluminium	■	BS 2181 AL
dark (aluminium lacquered)	■	BS 2181 ALD
stainless steel	■	BS 2181 ES
anthracite (aluminium lacquered)	■	BS 2181 AN
chrome	■	BS 2181 GCR
gold-coloured	■	BS 2181 GO
classic brass	■	BS 2181 MEC
antique brass	■	BS 2181 MEAT

Frame, 2-gang



96 x 167 mm
for socket inserts ref.-no. BS 2172 EINS, BS 2172 KO EINS, BS 2522 EINS

Ref.-no.

Thermoplastic (breakproof) high-gloss

ivory	■	BS 2182
white	■	BS 2182 WW
black	■	BS 2182 SW
Metal versions		
aluminium	■	BS 2182 AL
dark (aluminium lacquered)	■	BS 2182 ALD
stainless steel	■	BS 2182 ES
anthracite (aluminium lacquered)	■	BS 2182 AN
chrome	■	BS 2182 GCR
gold-coloured	■	BS 2182 GO
classic brass	■	BS 2182 MEC
antique brass	■	BS 2182 MEAT

1-gang switch, British Standard



2-pole, 45 A 250 V ~
for rectangular British Standard wall boxes
with screw terminals for rigid and flexible wires up to 6 mm²
no frame required

The inserts enable the flush installation into rectangular British Standard wall boxes. Combinations with other devices into multiple frames are NOT possible.

Ref.-no.

white

BS 702-45 U WW

Adapter frame



The frame enables the installation of various JUNG inserts into British Standard wall boxes.


Ref.-no.

BS 1980 APM



AS range – simple objectivity
for universal solutions


AS range



Push-button with lens in white



SCHUKO® socket in white



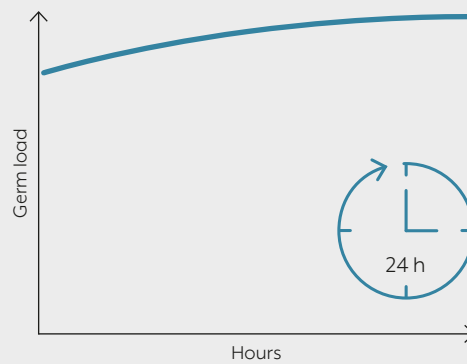
F40 push-button, 4-gang, in ivory



Rotary dimmer in ivory

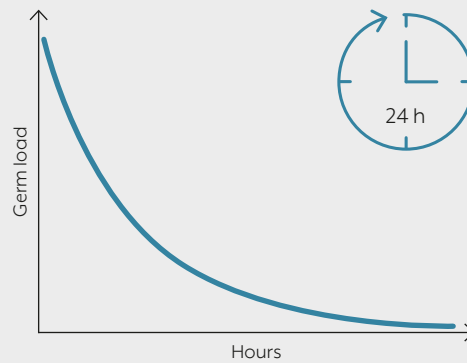

The wide product palette of the AS range completely meets the requirements of private and commercial construction. The comprehensive range of applications includes all the technical possibilities of a modern, future-proof electrical installation.

CONVENTIONAL SURFACE



Germ load without SILVERPLUS[®] surface

SILVERPLUS[®] SURFACE





Germ load with SILVERPLUS[®] surface

The broad-spectrum effect of the antimicrobial material technology SILVERPLUS[®] includes fungi and enveloped viruses in addition to bacteria. In laboratory tests with four different bacteria and fungi as well as an enveloped virus, experts from



independent testing institutes established that the antimicrobial surface proactively inhibits the growth and reproduction of the test germs and significantly reduces the number of pathogens.

Colours and materials

Duroplastic (scratch-proof), glossy

ivory	similar to RAL 1013	
white	similar to RAL 9016	






Thermoplastic (breakproof) high-gloss

ivory	similar to RAL 1013	
white	similar to RAL 9016	

Duroplastic SILVERPLUS®

white	similar to RAL 9016	
-------	---------------------	---

Selected items are also available in other colours

blue	similar to RAL 5013	
green	similar to RAL 6029	
orange	similar to RAL 2004	
red	similar to RAL 3003	
black	similar to RAL 9005	

In an identical design and the same colour selection but made of breakproof material, it offers a splash-proof IP 44 model amongst others.



The AS 500 range in white has been awarded the Cradle to Cradle (C2C) and Material Health certificates after a rigorous testing process.




More information
can be found here.

1-gang rocker

with frame
for switch ref.-no.: 501 U, 502 U, 503 U, 506 U, 507 U,
501-20 U, 506-20 U, 507-20 U
for push-button ref.-no.: 531 U, 532 U, 533 U, 533-2 U

Ref.-no.**Duroplastic (scratch-proof) glossy**

ivory ■ ■ AS 590
white ■ ■ AS 590 WW

1-gang rocker

for switch ref.-no.: 501 U, 502 U, 503 U, 506 U, 507 U,
501-20 U, 506-20 U, 507-20 U
for push-button ref.-no.: 531 U, 532 U, 533 U, 533-2 U

Ref.-no.**Duroplastic (scratch-proof) glossy**

ivory ■ ■ AS 591
white ■ ■ AS 591 WW

Thermoplastic (breakproof) high-gloss

ivory ■ ■ ■ AS 591 BF
white ■ ■ ■ AS 591 BF WW
red ■ ■ ■ AS 591 BF RT

Duroplastic (scratch-proof) glossy – SILVERPLUS®
white ■ ■ SPAS 591 WW

1-gang rocker with screw fixing

for switch ref.-no.: 501 U, 502 U, 503 U, 506 U, 507 U,
501-20 U, 506-20 U, 507-20 U
for push-button ref.-no.: 531 U, 532 U, 533 U, 533-2 U

Ref.-no.**Thermoplastic (breakproof) high-gloss**

ivory ■ ■ ■ AS 591 BFS
white ■ ■ ■ AS 591 BFS WW

1-gang rocker with lens

with frame
for switch with indicator light ref.-no.: 502 KOU, 503 KOU,
506 KOU, 501-20 KOU, 502-20 KOU, 506-20 KOU
for push-button ref.-no.: 531 U, 533 U, 533-2 U, 534 U

Ref.-no.**Duroplastic (scratch-proof) glossy**

ivory ■ ■ AS 590 KO5
white ■ ■ AS 590 KO5 WW

1-gang rocker with lens

for switch with indicator light ref.-no.: 502 KOU, 503 KOU,
506 KOU, 501-20 KOU, 502-20 KOU, 506-20 KOU
for push-button ref.-no.: 531 U, 533 U, 533-2 U, 534 U

Ref.-no.**Duroplastic (scratch-proof) glossy**

ivory ■ ■ AS 591 KO5
white ■ ■ AS 591 KO5 WW

Thermoplastic (breakproof) high-gloss

ivory ■ ■ ■ AS 591 KO5BF
white ■ ■ ■ AS 591 KO5BF WW


Duroplastic (scratch-proof) glossy – SILVERPLUS®
white ■ ■ SPAS 591 KO5 WW

1-gang rocker with lens and screw fixing

for switch with indicator light ref.-no.: 502 KOU, 503 KOU,
506 KOU, 501-20 KOU, 502-20 KOU, 506-20 KOU
for push-button ref.-no.: 531 U, 533 U, 533-2 U, 534 U

Ref.-no.**Thermoplastic (breakproof) high-gloss**

ivory ■ ■ ■ AS 591 KO5BFS
white ■ ■ ■ AS 591 KO5BFS WW

1-gang rocker with symbol "light"

for switch ref.-no.: 501 U, 502 U, 503 U, 506 U, 507 U,
501-20 U, 506-20 U, 507-20 U
for push-button ref.-no.: 531 U, 532 U, 533 U, 533-2 U

Ref.-no.**Duroplastic (scratch-proof) glossy**

ivory ■ ■ AS 591 L
white ■ ■ AS 591 L WW

Duroplastic (scratch-proof) glossy – SILVERPLUS®
white ■ ■ SPAS 591 L WW

1-gang rocker with symbol "light", with lens

for switch with indicator light ref.-no.: 502 KOU, 503 KOU,
506 KOU, 501-20 KOU, 502-20 KOU, 506-20 KOU
for push-button ref.-no.: 531 U, 533 U, 533-2 U, 534 U

Ref.-no.**Duroplastic (scratch-proof) glossy**

ivory ■ ■ AS 591 KO5L
white ■ ■ AS 591 KO5L WW

Duroplastic (scratch-proof) glossy – SILVERPLUS®
white ■ ■ SPAS 591 KO5L WW

1-gang rocker with symbol "bell"

for push-button ref.-no.: 531 U, 532 U, 533 U, 533-2 U

Ref.-no.**Duroplastic (scratch-proof) glossy**

ivory ■ AS 591 K
white ■ AS 591 K WW

Duroplastic (scratch-proof) glossy – SILVERPLUS®
white ■ SPAS 591 K WW

1-gang rocker with symbol "bell", with lens

for push-button ref.-no.: 531 U, 533 U, 533-2 U, 534 U

Ref.-no.**Duroplastic (scratch-proof) glossy**

ivory ■ AS 591 KO5K
white ■ AS 591 KO5K WW

Duroplastic (scratch-proof) glossy – SILVERPLUS®
white ■ SPAS 591 KO5K WW

1-gang rocker with symbol "door"

for push-button ref.-no.: 531 U, 532 U, 533 U, 533-2 U

Ref.-no.**Duroplastic (scratch-proof) glossy**

ivory ■ AS 591 T
white ■ AS 591 T WW

Duroplastic (scratch-proof) glossy – SILVERPLUS®
white ■ SPAS 591 T WW

1-gang rocker with symbol "door", with lens

for push-button ref.-no.: 531 U, 533 U, 533-2 U, 534 U

Ref.-no.**Duroplastic (scratch-proof) glossy**

ivory ■ AS 591 KO5T
white ■ AS 591 KO5T WW

Duroplastic (scratch-proof) glossy – SILVERPLUS®
white ■ SPAS 591 KO5T WW

Barrier-free living**1-gang rocker with tactile symbol "light", with lens**for switch with indicator light ref.-no.: 502 KOU, 503 KOU, 506 KOU, 501-20 KOU, 502-20 KOU, 506-20 KOU
for push-button ref.-no.: 531 U, 533 U, 533-2 U, 534 U**For improved visibility use frame in contrasting black colour.****Ref.-no.****Duroplastic (scratch-proof) glossy**

ivory ■ AS 591 L1KO5
white ■ AS 591 L1KO5 WW

Duroplastic (scratch-proof) glossy – SILVERPLUS®
white ■ SPAS 591 L1KO5 WW

1-gang rocker with tactile symbol "bell", with lens

for push-button ref.-no.: 531 U, 533 U, 533-2 U, 534 U

For improved visibility use frame in contrasting black colour.**Ref.-no.****Duroplastic (scratch-proof) glossy**

ivory ■ AS 591 K1KO5
white ■ AS 591 K1KO5 WW

Duroplastic (scratch-proof) glossy – SILVERPLUS®
white ■ SPAS 591 K1KO5 WW

1-gang rocker with tactile symbol "door", with lens

for push-button ref.-no.: 531 U, 533 U, 533-2 U, 534 U

For improved visibility use frame in contrasting black colour.**Ref.-no.****Duroplastic (scratch-proof) glossy**

ivory ■ AS 591 T1KO5
white ■ AS 591 T1KO5 WW

Duroplastic (scratch-proof) glossy – SILVERPLUS®
white ■ SPAS 591 T1KO5 WW

1-gang rocker, transparentfor switch ref.-no.: 501 U, 502 U, 503 U, 506 U, 507 U, 501-20 U, 506-20 U, 507-20 U
for push-button ref.-no.: 531 U, 532 U, 533 U, 533-2 U
for individual inscription or decorative inlets (e.g. wall paper)**Ref.-no.****Thermoplastic (breakproof) high-gloss**inscription field 50 x 50 mm **A 590 NA GL****Plastic cover with paper inlay**for inscription field 50 x 50 mm
(spare part)**Ref.-no.****Thermoplastic (breakproof) high-gloss**paper inlay white **A 590 NA GL PL**

Holder plate

for frame fixing and 1-gang rocker bearing
(spare part)

Ref.-no.

black **AS 90 HP**


1-gang rocker with glass plate

with rocker and lens
for all 1-gang switch/push-button inserts
(to be used only with frame AS 581.. – AS 585..)

With inlays with inscription: "Rauchabzug öffnen, Hausalarm, Heizung Notschalter, Notschalter, bei Feuer Scheibe einschlagen – Taste drücken"

Ref.-no.

Thermoplastic (breakproof) high-gloss
red similar RAL 3000 **AS 561 GL RT**
blue similar RAL 5015 **AS 561 GL BL**
yellow similar RAL 1004 **AS 561 GL GE**

Glass plate

(spare part)
for covers with glass plate ref.-no.: AS 561 GL .., 561 GL ..,
860 WGL ..

Ref.-no.

64 x 53 x 1 mm (W x H x D)

60 GL

Frame, 1-gang

for covers with glass plate ref.-no.: AS 561 GL ..
80.5 x 80.5 mm

Ref.-no.

Thermoplastic (breakproof) high-gloss
red similar RAL 3000 **AS 581 GL RT**
blue similar RAL 5015 **AS 581 GL BL**
yellow similar RAL 1004 **AS 581 GL GE**

2-way pull cord switch 10 AX / 250 V ~

for wall and ceiling installation
with screw terminals for rigid and flexible wires up to 2.5 mm²
with 50 mm pull cord

Pull cord push-button for wall mounting can be realised
with: push-button 531 U, pull cord insert 34 KO5 and rocker
AS 590 KO5 .., AS 591 KO5 .. or A 590 KO5 ..

Ref.-no.

Thermoplastic (breakproof) high-gloss
ivory ■ ■ ■ **A 506 BF NUZ**
white ■ ■ ■ **A 506 BF NUZ WW**

2-gang rocker

with frame
for switch ref.-no.: 505 U, 509 U, 505-20 U, 509-20 U
for push-button ref.-no.: 535 U, 539 U

Ref.-no.

Duroplastic (scratch-proof) glossy
ivory ■ ■ **AS 590-5**
white ■ ■ **AS 590-5 WW**

2-gang rocker

for switch ref.-no.: 505 U, 509 U, 505-20 U, 509-20 U
for push-button ref.-no.: 535 U, 539 U

Ref.-no.

Duroplastic (scratch-proof) glossy
ivory ■ ■ **AS 591-5**
white ■ ■ **AS 591-5 WW**
Thermoplastic (breakproof) high-gloss
ivory ■ ■ ■ **AS 591-5 BF**
white ■ ■ ■ **AS 591-5 BF WW**
Duroplastic (scratch-proof) glossy – SILVERPLUS®
white ■ **SPAS 591-5 WW**

2-gang rocker with lens

with frame
for switch ref.-no.: 505 U 5
for switch with indicator light ref.-no.: 505 KOU 5
for push-button ref.-no.: 535 U 5

Ref.-no.

Duroplastic (scratch-proof) glossy
ivory ■ ■ **AS 590-5 KO5**
white ■ ■ **AS 590-5 KO5 WW**

2-gang rocker with lens

for switch ref.-no.: 505 U 5
for switch with indicator light ref.-no.: 505 KOU 5
for push-button ref.-no.: 535 U 5

Ref.-no.

Duroplastic (scratch-proof) glossy
ivory ■ ■ **AS 591-5 KO5**
white ■ ■ **AS 591-5 KO5 WW**
Thermoplastic (breakproof) high-gloss
ivory ■ ■ ■ **AS 591-5 KO5BF**
white ■ ■ ■ **AS 591-5 KO5BF WW**
Duroplastic (scratch-proof) glossy – SILVERPLUS®
white ■ **SPAS 591-5 KO5 WW**

2-gang rocker with arrow symbols



with frame
for blind switch ref.-no.: 509 VU
for blind push-button ref.-no.: 539 VU

Ref.-no.

Duroplastic (scratch-proof) glossy

ivory ■ AS 590-5 P
white ■ AS 590-5 P WW

2-gang rocker with arrow symbols



for blind switch ref.-no.: 509 VU
for blind push-button ref.-no.: 539 VU

Ref.-no.

Duroplastic (scratch-proof) glossy

ivory ■ AS 591-5 P
white ■ AS 591-5 P WW

Thermoplastic (breakproof) high-gloss

ivory ■ AS 591-5 PBF
white ■ AS 591-5 PBF WW

Duroplastic (scratch-proof) glossy – SILVERPLUS®

white ■ SPAS 591-5 P WW

Holder plate



for frame fixing and 2-gang rocker bearing
(spare part)

Ref.-no.

black AS 90-5 HP

Centre plate



for key switch ref.-no.: 104.28, 134.18, 134.28, 133.18,
138.18, 106.28
for key switch IP44 ref.-no.: CD 104.18 WU, CD 134.18 WU,
CD 133.18 WU, CD 106.18 WU

One escutcheon plate with symbols and one without symbols
included in delivery.
Height of escutcheon plate: 11 mm

Ref.-no.

Thermoplastic (breakproof) high-gloss

ivory ■ ■ A 528 PL
white ■ ■ A 528 PL WW

Centre plate



for key switch ref.-no.: 104.15, 134.15, 133.15, 106.15

Ref.-no.

Thermoplastic (breakproof) high-gloss

ivory ■ ■ A 525 PL
white ■ ■ A 525 PL WW

Full plate with knob



with integrated frame
for rotary switch ref.-no.: 1101-4, 1101-20
for timer switch ref.-no.: 11015, 11120-20
for rotary blind switch ref.-no.: 1234.10, 1234.20

also for volume control WHD type: LST..JU UP and LR..JU UP
and for program selection WHD type: PRO 3 JU..

Ref.-no.

Duroplastic (scratch-proof) glossy

ivory ■ ■ AS 1541
white ■ ■ AS 1541 WW

Centre plate with knob



for rotary switch ref.-no.: 1101-4, 1101-20
for timer switch ref.-no.: 11015, 11120-20
for rotary blind switch ref.-no.: 1234.10, 1234.20

also for volume control WHD type: LST..JU UP and LR..JU UP
and for program selection WHD type: PRO 3 JU..

Ref.-no.

Duroplastic (scratch-proof) glossy

ivory ■ ■ A 1541
white ■ ■ A 1541 WW

Thermoplastic (breakproof) high-gloss

white ■ ■ A 1541 BF WW

Electronic timer, 230 V~, 1500 VA



The device is operated simply by pressing the button. After a
previously set time delay the timer switches off automatically.
The activated time delay can be stopped by pressing the
button again.

1-pole switch contact, with status LED, satellite operation
possible
incl. 1-gang frame with inscription field and labels for various
time periods

Ref.-no.

time delay 1 – 60 min.

Duroplastic (scratch-proof) glossy

ivory AS 1060 ET
white AS 1060 ET WW

Timer switch 16 AX / 250 V ~



with screw terminals for rigid and flexible wires up to 4 mm²
incl. surface cap with inscription field 12 x 55.5 mm and scale
disc
time tolerance ± 10 %, resettable by means of slip clutch

Ref.-no.

white

2-pole,	max. 15 minutes	■ W 11015 A WW
1-way		
2-pole,	max. 30 minutes	■ W 11030 A WW
1-way		
1-pole,	max. 30 minutes	■ W 11030-20 A WW
2-way		
2-pole,	max. 60 minutes	■ W 11060 A WW
1-way		
2-pole,	max.	■ W 110.120 A WW
1-way	120 minutes	
1-pole,	max.	■ W 110.120-20 A WW
2-way	120 minutes	
2-pole,	max.	■ W 110.240 A WW
1-way	240 minutes	
2-pole,	max.	■ W 110.360 A WW
1-way	360 minutes	
2-pole,	max.	■ W 110.720 A WW
1-way	720 minutes	

SCHUKO® socket 16 A / 250 V ~

with integrated frame
with screwless terminals for rigid and untreated flexible wires up to 2.5 mm²
without claws: ref.-no. with additional "N", e.g.: ..1520 N..
with screw terminals: ref.-no. ..1521..
Supporting frame, claws and claw screws are integrated into the earth protection.

Ref.-no.**Duroplastic (scratch-proof) glossy**

ivory	■	AS 1520
white	■	AS 1520 WW

SCHUKO® socket 16 A / 250 V ~

with screwless terminals for rigid and untreated flexible wires up to 2.5 mm²
without claws: ref.-no. with additional "N", e.g.: ..1520 N..
with screw terminals: ref.-no. ..1521..
Supporting frame, claws and claw screws are integrated into the earth protection.

Ref.-no.**Duroplastic (scratch-proof) glossy**

ivory	■	A 1520
white	■	A 1520 WW

Thermoplastic (breakproof) high-gloss

ivory	■ ■	A 1520 BF
white	■ ■	A 1520 BF WW
blue	■ ■	A 1520 BF BL
green (SV)	■ ■	A 1520 BF GN
orange (ZSV)	■ ■	A 1520 BF O
red	■ ■	A 1520 BF RT

Duroplastic (scratch-proof) glossy – SILVERPLUS®

white **SPA 1520 WW**

SCHUKO® socket 16 A / 250 V ~

with integrated frame
with screw terminals for rigid and flexible wires up to 2.5 mm²
Supporting frame, claws and claw screws are integrated into the earth protection.

Ref.-no.**Duroplastic (scratch-proof) glossy**

ivory	■	AS 1521
white	■	AS 1521 WW

SCHUKO® socket 16 A / 250 V ~

with screw terminals for rigid and flexible wires up to 2.5 mm²
Supporting frame, claws and claw screws are integrated into the earth protection.

Ref.-no.**Duroplastic (scratch-proof) glossy**

ivory	■	A 1521
white	■	A 1521 WW

Thermoplastic (breakproof) high-gloss

ivory	■ ■	A 1521 BF
white	■ ■	A 1521 BF WW

SCHUKO® socket 16 A / 250 V ~

with enhanced contact protection / shutter (Safety Plus)
with integrated frame
with screwless terminals for rigid and untreated flexible wires up to 2.5 mm²
without claws: ref.-no. with additional "N", e.g.: ..1520 N..
with screw terminals: ref.-no. ..1521..
Supporting frame, claws and claw screws are integrated into the earth protection.

Ref.-no.**Duroplastic (scratch-proof) glossy**

ivory	■	AS 1520 KI
white	■	AS 1520 KI WW

SCHUKO® socket 16 A / 250 V ~

with enhanced contact protection / shutter (Safety Plus)
with screwless terminals for rigid and untreated flexible wires up to 2.5 mm²
without claws: ref.-no. with additional "N", e.g.: ..1520 N..
with screw terminals: ref.-no. ..1521..
Supporting frame, claws and claw screws are integrated into the earth protection.

Ref.-no.**Duroplastic (scratch-proof) glossy**

ivory	■	A 1520 KI
white	■	A 1520 KI WW

Thermoplastic (breakproof) high-gloss

ivory	■ ■	A 1520 BFKI
white	■ ■	A 1520 BFKI WW
blue	■ ■	A 1520 BFKI BL
green (SV)	■ ■	A 1520 BFKI GN
orange (ZSV)	■ ■	A 1520 BFKI O
red	■ ■	A 1520 BFKI RT

Duroplastic (scratch-proof) glossy – SILVERPLUS®

white **SPA 1520 KI WW**

SCHUKO® socket 16 A / 250 V ~

with enhanced contact protection / shutter (Safety Plus)
with integrated frame
with screw terminals for rigid and flexible wires up to 2.5 mm²
Supporting frame, claws and claw screws are integrated into the earth protection.

Ref.-no.**Duroplastic (scratch-proof) glossy**

ivory	■	AS 1521 KI
white	■	AS 1521 KI WW

SCHUKO® socket 16 A / 250 V ~

with enhanced contact protection / shutter (Safety Plus)
with screw terminals for rigid and flexible wires up to 2.5 mm²
Supporting frame, claws and claw screws are integrated into the earth protection.

Ref.-no.**Duroplastic (scratch-proof) glossy**

ivory	■	A 1521 KI
white	■	A 1521 KI WW

Thermoplastic (breakproof) high-gloss

ivory	■ ■	A 1521 BFKI
white	■ ■	A 1521 BFKI WW
orange (ZSV)	■ ■	A 1521 BFKI O
red	■ ■	A 1521 BFKI RT

SCHUKO® socket 45°, 16 A / 250 V ~

with enhanced contact protection / shutter (Safety Plus)
with screwless terminals for rigid wires up to 2.5 mm²
especially suitable for vertical combination of several sockets
without claws: ref.-no. with additional "N", e.g.: ..520-45 N..

Ref.-no.**Duroplastic (scratch-proof) glossy**

ivory ■ A 520-45 KI
white ■ A 520-45 KI WW

SCHUKO® socket 16 A / 250 V ~

with inscription field 6 x 46 mm
with screwless terminals for rigid and untreated flexible wires
up to 2.5 mm²
without claws: ref.-no. with additional "N", e.g.: ..1520 N..
with screw terminals: ref.-no. ..1521..
Supporting frame, claws and claw screws are integrated into
the earth protection.

Spare part:

Transparent cover with paper inlay ref.-no.: A 20 NA

Ref.-no.**Thermoplastic (breakproof) high-gloss**

white ■■ A 1520 BFNA WW
green (SV) ■ A 1520 BFNA GN
orange (ZSV) ■ A 1520 BFNA O
red ■ A 1520 BFNA RT

SCHUKO® socket 16 A / 250 V ~

with enhanced contact protection / shutter (Safety Plus)
with inscription field 6 x 46 mm
with screwless terminals for rigid and untreated flexible wires
up to 2.5 mm²
without claws: ref.-no. with additional "N", e.g.: ..1520 N..
with screw terminals: ref.-no. ..1521..
Supporting frame, claws and claw screws are integrated into
the earth protection.

Spare part:

Transparent cover with paper inlay ref.-no.: A 20 NA

Ref.-no.**Thermoplastic (breakproof) high-gloss**

white ■■ A 1520 BFKINA WW
green (SV) ■ A 1520 BFKINA GN
orange (ZSV) ■ A 1520 BFKINA O
red ■ A 1520 BFKINA RT

SCHUKO® socket 16 A / 250 V ~

with pilot light (green LED) ref.-no.: 193-LED GN
with enhanced contact protection / shutter (Safety Plus)
with screwless terminals for rigid and untreated flexible wires
up to 2.5 mm²
without claws: ref.-no. with additional "N", e.g.: ..1520 N..
Supporting frame, claws and claw screws are integrated into
the earth protection.

Ref.-no.**Thermoplastic (breakproof) high-gloss**

ivory ■■ A 1520 BFKO
white ■■ A 1520 BFKO WW
green (SV) ■ A 1520 BFKO GN
orange (ZSV) ■ A 1520 BFKO O
red ■ A 1520 BFKO RT

Duroplastic (scratch-proof) glossy – SILVERPLUS®
white SPA 1520 KO WW

SCHUKO® socket 16 A / 250 V ~

with pilot light (green LED) ref.-no.: 193-LED GN
with enhanced contact protection / shutter (Safety Plus)
with inscription field 6 x 46 mm
with screwless terminals for rigid and untreated flexible wires
up to 2.5 mm²
without claws: ref.-no. with additional "N", e.g.: ..1520 N..
Supporting frame, claws and claw screws are integrated into
the earth protection.

Spare part:

Transparent cover with paper inlay ref.-no.: A 20 NA

Ref.-no.**Thermoplastic (breakproof) high-gloss**

white ■■ A 1520 BFNAKO WW
green (SV) ■ A 1520 BFNAKO GN
orange (ZSV) ■ A 1520 BFNAKO O
red ■ A 1520 BFNAKO RT

SCHUKO® socket 16 A / 250 V ~

with hinged lid (with spring)
with screwless terminals for rigid and untreated flexible wires
up to 2.5 mm²
without claws: ref.-no. with additional "N", e.g.: ..1520 N..
with screw terminals: ref.-no. ..1521..
Supporting frame, claws and claw screws are integrated into
the earth protection.

Ref.-no.**Duroplastic (scratch-proof) glossy**

ivory ■ ■ AS 1520 KL
white ■ ■ AS 1520 KL WW

Thermoplastic (breakproof) high-gloss

ivory ■■ ■ AS 1520 BFKL
white ■■ ■ AS 1520 BFKL WW
blue ■ ■ AS 1520 BFKL BL
green (SV) ■ ■ AS 1520 BFKL GN
orange (ZSV) ■ ■ AS 1520 BFKL O
red ■ ■ AS 1520 BFKL RT

Duroplastic (scratch-proof) glossy – SILVERPLUS®

white ■ ■ SPAS 1520 KL WW

SCHUKO® socket 16 A / 250 V ~

with hinged lid (with spring)
with screw terminals for rigid and flexible wires up to 2.5 mm²
Supporting frame, claws and claw screws are integrated into
the earth protection.

Ref.-no.**Duroplastic (scratch-proof) glossy**

ivory ■ ■ AS 1521 KL
white ■ ■ AS 1521 KL WW

Thermoplastic (breakproof) high-gloss

ivory ■■ ■ AS 1521 BFKL
white ■■ ■ AS 1521 BFKL WW
green (SV) ■ ■ AS 1521 BFKL GN
orange (ZSV) ■ ■ AS 1521 BFKL O

SCHUKO® socket 16 A / 250 V ~

with hinged lid (with spring)
with enhanced contact protection / shutter (Safety Plus)
 with screwless terminals for rigid and untreated flexible wires up to 2.5 mm²
 without claws: ref.-no. with additional "N", e.g.: ..1520 N..
 with screw terminals: ref.-no. ..1521..
 Supporting frame, claws and claw screws are integrated into the earth protection.

Ref.-no.**Duroplastic (scratch-proof) glossy**

ivory ■ ■ AS 1520 KIKL
 white ■ ■ AS 1520 KIKL WW

Thermoplastic (breakproof) high-gloss

ivory ■ ■ ■ AS 1520 BFKIKL
 white ■ ■ ■ AS 1520 BFKIKL WW
 green (SV) ■ ■ ■ AS 1520 BFKIKL GN
 orange (ZSV) ■ ■ ■ AS 1520 BFKIKL O
 red ■ ■ ■ AS 1520 BFKIKL RT

Duroplastic (scratch-proof) glossy – SILVERPLUS®
 white ■ ■ SPAS 1520 KIKL WW

SCHUKO® socket 16 A / 250 V ~

with hinged lid (with spring)
with enhanced contact protection / shutter (Safety Plus)
 with screw terminals for rigid and flexible wires up to 2.5 mm²
 Supporting frame, claws and claw screws are integrated into the earth protection.

Ref.-no.**Duroplastic (scratch-proof) glossy**

ivory ■ ■ AS 1521 KIKL
 white ■ ■ AS 1521 KIKL WW

Thermoplastic (breakproof) high-gloss

ivory ■ ■ ■ AS 1521 BFKIKL
 white ■ ■ ■ AS 1521 BFKIKL WW
 green (SV) ■ ■ ■ AS 1521 BFKIKL GN
 orange (ZSV) ■ ■ ■ AS 1521 BFKIKL O

SCHUKO® socket 16 A / 250 V ~

with hinged lid (with spring)
with pilot light (green LED) ref.-no.: 193-LED GN
with enhanced contact protection / shutter (Safety Plus)
 with screwless terminals for rigid and untreated flexible wires up to 2.5 mm²
 without claws: ref.-no. with additional "N", e.g.: ..1520 N..
 Supporting frame, claws and claw screws are integrated into the earth protection.

Ref.-no.**Thermoplastic (breakproof) high-gloss**

ivory ■ ■ ■ AS 1520 BFKLKO
 white ■ ■ ■ AS 1520 BFKLKO WW
 green (SV) ■ ■ ■ AS 1520 BFKLKO GN
 orange (ZSV) ■ ■ ■ AS 1520 BFKLKO O
 red ■ ■ ■ AS 1520 BFKLKO RT

Duroplastic (scratch-proof) glossy – SILVERPLUS®
 white ■ ■ SPAS 1520 KLKO WW

SCHUKO® socket 16 A / 250 V ~

with hinged lid (with spring)
with safety lock (24 different locks)
 with 2 keys
with enhanced contact protection / shutter (Safety Plus)
 with screwless terminals for rigid and untreated flexible wires up to 2.5 mm²
 without claws: ref.-no. with additional "N", e.g.: ..1520 N..
 Supporting frame, claws and claw screws are integrated into the earth protection.

the earth protection.

Spare key ref.-no.: 802 SL to 825 SL (When ordering, please indicate lock number, e.g. 813 SL)

Ref.-no.**Thermoplastic (breakproof) high-gloss**

ivory ■ ■ ■ AS 1520 BFKLSL
 white ■ ■ ■ AS 1520 BFKLSL WW
 green (SV) ■ ■ ■ AS 1520 BFKLSL GN
 orange (ZSV) ■ ■ ■ AS 1520 BFKLSL O
 red ■ ■ ■ AS 1520 BFKLSL RT

SCHUKO® socket with USB charger

with enhanced contact protection / shutter (Safety Plus)
 with 1 USB port type A
 with quick charge function (JUNG Quick Charge®)
 with screwless terminals for rigid and untreated flexible wires up to 2.5 mm²
 depth of flush box (inner dimension): min. 57 mm

Ref.-no.**Thermoplastic (breakproof) high-gloss**

ivory ■ ■ ■ A 1520-18 A
 white ■ ■ ■ A 1520-18 A WW

SCHUKO® socket with USB charger

with enhanced contact protection / shutter (Safety Plus)
 with 1 USB port type C
 with quick charge function (JUNG Quick Charge®)
 with screwless terminals for rigid and untreated flexible wires up to 2.5 mm²
 depth of flush box (inner dimension): min. 57 mm

Ref.-no.**Thermoplastic (breakproof) high-gloss**

ivory ■ ■ ■ A 1520-18 C
 white ■ ■ ■ A 1520-18 C WW

SCHUKO® socket with USB charger

with enhanced contact protection / shutter (Safety Plus)
 with 1 USB port type A and 1 USB port type C
 with screwless terminals for rigid and untreated flexible wires up to 2.5 mm²
 depth of flush box (inner dimension): min. 57 mm

Ref.-no.**Thermoplastic (breakproof) high-gloss**

ivory ■ ■ ■ A 1520-15 CA
 white ■ ■ ■ A 1520-15 CA WW

SCHUKO® socket 16 A / 250 V ~

with surge voltage protection
with screw terminals for rigid and flexible wires up to 2.5 mm² without claws: ref.-no. with additional "N", e.g.: ..521 N..

Ref.-no.

Duroplastic (scratch-proof) glossy

ivory
white

A 521 UF
A 521 UF WW

SCHUKO® socket with RCD (residual current device) 16 A / 250 V ~

according to DIN EN 61008-1 (VDE 0664-10) and DIN EN 61008-2-1 (VDE 0664-11)
Rated residual current: 30 mA
with enhanced contact protection / shutter (Safety Plus)
with screwless terminals for rigid wires up to 2.5 mm² not suitable for installation in surface caps

Ref.-no.

Thermoplastic (breakproof) high-gloss

ivory
white

A 5520.30
A 5520.30 WW

SCHUKO® socket 16 A / 250 V ~

with LED floor pilot light
with integrated brightness sensor
with enhanced contact protection / shutter (Safety Plus)
with screwless terminals for rigid wires up to 2.5 mm² installation into flush box min. 63 mm (depth) with white LEDs (colour temperature 3500 K) power consumption stand-by / ON: 0.3 / 0.5 W Supporting frame, claws and claw screws are integrated into

the earth protection.

Ref.-no.

Thermoplastic (breakproof) high-gloss

ivory
white

■ A 1520-O LNW
■ A 1520-O WW LNW

LED floor pilot lights AS range see page 187

JUNG HOME SCHUKO® socket

with enhanced contact protection / shutter (Safety Plus)
with screw terminals for rigid and flexible wires up to 2.5 mm² Supporting frame, claws and claw screws are integrated into the earth protection.

Ref.-no.

Thermoplastic (breakproof) high-gloss

ivory
white

■ ■ BT A 1521 S
■ ■ BT A 1521 S WW

JUNG HOME SCHUKO® socket Energy

with enhanced contact protection / shutter (Safety Plus)
with screw terminals for rigid and flexible wires up to 2.5 mm² Supporting frame, claws and claw screws are integrated into the earth protection.

Ref.-no.

Thermoplastic (breakproof) high-gloss

ivory
white

■ ■ BT A 1521 SE
■ ■ BT A 1521 SE WW

Socket, 2-pole without earth 16 A / 250 V ~

with enhanced contact protection (shutter)
with screwless terminals for rigid and untreated flexible wires up to 2.5 mm² screw fixing only, without claws

Ref.-no.

Duroplastic (scratch-proof) glossy

ivory
white

■ A 1510 NKI
■ A 1510 NKI WW

Socket insert, French/Belgian system

2-pole + male earth pin, 16 A / 250 V ~
CEE 7/5
with screwless terminals for rigid and untreated flexible wires up to 2.5 mm² for centre plates ref.-no. .. 1521 F .. PL .. Supporting frame, claws and claw screws are integrated into the earth protection.
with claws

Ref.-no.

with screwless terminals

1520 F EINS**Socket insert, French/Belgian system**

2-pole + male earth pin, 16 A / 250 V ~
CEE 7/5
with screw terminals for rigid and flexible wires up to 2.5 mm² acc. to NFC 61-314 for centre plates ref.-no. .. 1521 F .. PL .. Supporting frame, claws and claw screws are integrated into the earth protection.
with claws

Ref.-no.

with screw terminals

1521 F EINS**Socket insert, French/Belgian system**

2-pole + male earth pin, 16 A / 250 V ~
CEE 7/5
with screwless terminals for rigid and untreated flexible wires up to 2.5 mm² for centre plates ref.-no. .. 1521 F .. PL .. Supporting frame is integrated into the earth protection.
without claws

Ref.-no.

with screwless terminals

1520 NF EINS**Socket insert, French/Belgian system**


2-pole + male earth pin, 16 A / 250 V ~
CEE 7/5
with screw terminals for rigid and flexible wires up to 2.5 mm² acc. to NFC 61-314 for centre plates ref.-no. .. 1521 F .. PL .. Supporting frame is integrated into the earth protection.
without claws

Ref.-no.

with screw terminals

1521 NF EINS

Centre plate



for socket insert, French/Belgian system, ref.-no.:
1520 ..F EINS, 1521 ..F EINS

Ref.-no.

Duroplastic (scratch-proof) glossy

ivory ■ A 1521 F PL-1
white ■ A 1521 F WW PL-1

Centre plate



for socket insert, French/Belgian system, ref.-no.:
1520 ..F EINS, 1521 ..F EINS
with enhanced contact protection / shutter (Safety Plus)

Ref.-no.

Duroplastic (scratch-proof) glossy

ivory ■ A 1521 FKI PL-1
white ■ A 1521 FKI WW PL-1

Centre plate



with hinged lid (with spring)
for socket insert, French/Belgian system, ref.-no.:
1520 ..F EINS, 1521 ..F EINS
with enhanced contact protection / shutter (Safety Plus)
Degree of protection IP44 is ensured with sealing gasket
ref.-no. 551 WU and "IP44 frame" of the respective design
range.

Ref.-no.

Duroplastic (scratch-proof) glossy

ivory ■ A 1521 FKIKL PL-1
white ■ A 1521 FKIKL WW PL-1

Socket, French/Belgian system, with USB charger



2-pole + male earth pin, 16 A / 250 V ~
CEE 7/5
with enhanced contact protection / shutter (Safety Plus)
with 1 USB port type A
with quick charge function (JUNG Quick Charge®)
with screwless terminals for rigid and untreated flexible wires
up to 2.5 mm²
depth of flush box (inner dimension): min. 57 mm

Ref.-no.

Thermoplastic (breakproof) high-gloss

ivory ■ A 1520 F-18 A
white ■ A 1520 F-18 A WW

Socket, French/Belgian system, with USB charger



2-pole + male earth pin, 16 A / 250 V ~
CEE 7/5
with enhanced contact protection / shutter (Safety Plus)
with 1 USB port type C
with quick charge function (JUNG Quick Charge®)
with screwless terminals for rigid and untreated flexible wires
up to 2.5 mm²
depth of flush box (inner dimension): min. 57 mm

Ref.-no.

Thermoplastic (breakproof) high-gloss

ivory ■ A 1520 F-18 C
white ■ A 1520 F-18 C WW

Socket, French/Belgian system, with USB charger



2-pole + male earth pin, 16 A / 250 V ~
CEE 7/5
with enhanced contact protection / shutter (Safety Plus)
with 1 USB port type A and 1 USB port type C
with screwless terminals for rigid and untreated flexible wires
up to 2.5 mm²
depth of flush box (inner dimension): min. 57 mm

Ref.-no.

Thermoplastic (breakproof) high-gloss

ivory ■ A 1520 F-15 CA
white ■ A 1520 F-15 CA WW

JUNG HOME socket, French/Belgian system



2-pole + male earth pin, 16 A / 250 V ~
CEE 7/5
with enhanced contact protection / shutter (Safety Plus)
with screw terminals for rigid and flexible wires up to 2.5 mm²
Supporting frame, claws and claw screws are integrated into
the earth protection.

Ref.-no.

Thermoplastic (breakproof) high-gloss

ivory ■ BT A 1521 F S
white ■ BT A 1521 F S WW

JUNG HOME socket Energy, French/Belgian system




2-pole + male earth pin, 16 A / 250 V ~
CEE 7/5
with enhanced contact protection / shutter (Safety Plus)
with screw terminals for rigid and flexible wires up to 2.5 mm²
Supporting frame, claws and claw screws are integrated into
the earth protection.

Ref.-no.

Thermoplastic (breakproof) high-gloss

ivory ■ BT A 1521 F SE
white ■ BT A 1521 F SE WW

Socket insert, British Standard 1363



13 A 250 V ~
2-pole + earth, with enhanced contact protection (shutter)
with screw terminals for rigid and flexible wires up to 4 mm²

Ref.-no.

without switch 3521 EINS

Centre plate

for socket insert ref.-no. 3521 EINS



Ref.-no.

Duroplastic (scratch-proof) glossy

ivory ■ A 3521 PL
white ■ A 3521 WW PL

Switched socket insert, British Standard 1363

13 A 250 V ~
2-pole + earth, with enhanced contact protection (shutter)
with screw terminals for rigid and flexible wires up to 4 mm²

Ref.-no.

without indicator light
with indicator light

3171 EINS
3171 KO EINS

Centre plate

for socket insert ref.-no. 3171 EINS

**Ref.-no.****Duroplastic (scratch-proof) glossy**

ivory
white

■ **A 3171 PL**
■ **A 3171 WW PL**

Centre plate

for socket insert ref.-no. 3171 KO EINS

**Ref.-no.****Duroplastic (scratch-proof) glossy**

ivory
white

■ **A 3171 KO PL**
■ **A 3171 KO WW PL**

Plug for British Standard sockets

2-pole with earth contact
with screw terminals for rigid and flexible wires up to 4 mm²
acc. to BS 1363-1

Ref.-no.

ivory

SA 13

Socket insert, British Standard 546

5 A 250 V ~
2-pole + earth, with enhanced contact protection (shutter)
with screw terminals for rigid and flexible wires up to 4 mm²

Ref.-no.

without switch

3171-5 EINS

Centre plate

for socket insert ref.-no. 3171-5 EINS

**Ref.-no.****Duroplastic (scratch-proof) glossy**

ivory
white

■ **A 3171-5 PL**
■ **A 3171-5 WW PL**

Socket, Swiss system, type 13

10 A 250 V ~, L + N + PE
with screwless terminals for rigid and untreated flexible wires
up to 2.5 mm²
Installation in flush box with dimensions according to
DIN 49073
not suitable for installation in surface caps
(with supporting frame, screw fixing only)

Ref.-no.**Thermoplastic (breakproof) high-gloss**

ivory
white

■ **A 1520-13 BF SEV**
■ **A 1520-13 BF SEV WW**

Socket, US NEMA system

15 A, 125 V ~, 5-15R, 2-pole + earth
with screw terminals for rigid and flexible wires up to 4 mm²
acc. to US-NEMA

Ref.-no.**Thermoplastic (breakproof) high-gloss**

ivory
white

■ **A 521-15**
■ **A 521-15 WW**

Socket, US NEMA system

20 A, 125 V ~, 5-20R, 2-pole + earth
with screw terminals for rigid and flexible wires up to 4 mm²
acc. to US-NEMA

Ref.-no.**Thermoplastic (breakproof) high-gloss**

ivory
white


■ **A 521-20**
■ **A 521-20 WW**

Socket insert EURO-US

15 A, 125 V ~, 2-pole + earth
with enhanced contact protection (shutter)
with screw terminals for rigid and flexible wires up to 4 mm²
according to Mexican standard NOM
for plug types A, B and C

Ref.-no.

521 ABC EINS

Centre plate

for socket insert EURO-US, ref.-no.: 521 ABC EINS

Ref.-no.**Thermoplastic (breakproof) high-gloss**

ivory ■ ■ **A 521 ABC BF PL**
white ■ ■ **A 521 ABC BF WW PL**

Socket insert, Indian system**16 A 250 V ~**

2-pole + earth, with enhanced contact protection (shutter)
with screw terminals for rigid and flexible wires up to 4 mm²
for centre plates ref.-no. .. 521 IN .. PL ..

Ref.-no.

without switch **521 IN-EINS**

Centre plate

for socket insert, Indian system, ref.-no. 521 IN-EINS

Ref.-no.**Duroplastic (scratch-proof) glossy**

ivory ■ **A 521 IN PL**
white ■ **A 521 IN WW PL**

Thermoplastic (breakproof) high-gloss

white ■ **A 521 IN BF WW PL**

Socket insert, Thailand TIS system

16 A, 250 V ~, 2-pole + earth
with enhanced contact protection (shutter)
with screw terminals for rigid and flexible wires up to 4 mm²
according to Thai standard TIS 166-2549
for plug types A, B and O

Ref.-no.

521 BC EINS

Centre plate

for socket insert, Thailand TIS system, ref.-no. 521 BC EINS

Ref.-no.**Thermoplastic (breakproof) high-gloss**

white ■ ■ **A 521 BC BF WW PL**

**SCHUKO® socket 16 A / 250 V ~
with 1-gang / 2-way switch 10 AX / 250 V ~**

to be installed into one flush box with 60 mm Ø
with integrated frame
with screw terminals for rigid and flexible wires up to 2.5 mm²
dimensions: 80.5 x 105 mm

Ref.-no.**Duroplastic (scratch-proof) glossy**

ivory **AS 5576 U**
white **AS 5576 U WW**

**SCHUKO® socket 16 A / 250 V ~
with 2-gang switch 10 AX / 250 V ~**

to be installed into one flush box with 60 mm Ø
with integrated frame
with screw terminals for rigid and flexible wires up to 2.5 mm²
screw fixing only, without claws
dimensions: 80.5 x 105 mm

Ref.-no.**Duroplastic (scratch-proof) glossy**

ivory **AS 5575 EU**
white **AS 5575 EU WW**

**Socket, 2-pole without earth 16 A / 250 V ~
with 1-gang/2-way switch 10 AX / 250 V ~**

to be installed into one flush box with 60 mm Ø
with integrated frame
with screw terminals for rigid and flexible wires up to 2.5 mm²
dimensions: 80.5 x 105 mm

Ref.-no.**Duroplastic (scratch-proof) glossy**

ivory **AS 5546 EU**
white **AS 5546 EU WW**

**Socket, 2-pole without earth 16 A / 250 V ~
with 2-gang switch 10 AX / 250 V ~**

to be installed into one flush box with 60 mm Ø
with integrated frame
with screw terminals for rigid and flexible wires up to 2.5 mm²
dimensions: 80.5 x 105 mm

Ref.-no.**Duroplastic (scratch-proof) glossy**

ivory **AS 5545 EU**
white **AS 5545 EU WW**

2-gang SCHUKO® socket 16 A / 250 V ~

to be installed into one flush box with 60 mm Ø
with integrated frame
without claws: ref.-no. with additional "N", e.g.: ..1520 N..
dimensions: 80.5 x 105 mm

Ref.-no.**Duroplastic (scratch-proof) glossy**

ivory **AS 5020 U**
white **AS 5020 U WW**

2-gang SCHUKO® socket 16 A / 250 V ~

with enhanced contact protection / shutter (Safety Plus)
to be installed into one flush box with 60 mm Ø
with integrated frame
with screwless terminals for rigid wires up to 2.5 mm²
without claws: ref.-no. with additional "N", e.g.: ..1520 N..
dimensions: 80.5 x 105 mm

Ref.-no.**Duroplastic (scratch-proof) glossy**

ivory **AS 5020 KIU**
white **AS 5020 KIU WW**

2-gang socket, 2-pole without earth 16 A / 250 V ~

to be installed into one flush box with 60 mm Ø
with integrated frame
with screwless terminals for rigid wires up to 2.5 mm²

dimensions: 80.5 x 105 mm

Ref.-no.**Duroplastic (scratch-proof) glossy**

ivory **AS 5010 U**
white **AS 5010 U WW**

2-gang socket, 2-pole without earth 16 A / 250 V ~

with enhanced contact protection (shutter)
to be installed into one flush box with 60 mm Ø
with integrated frame
with screwless terminals for rigid wires up to 2.5 mm²

dimensions: 80.5 x 105 mm

Ref.-no.**Duroplastic (scratch-proof) glossy**

ivory **AS 5010 KIU**
white **AS 5010 KIU WW**

SCHUKO® socket for cable ducts 16 A / 250 V ~**2-gang wired**

with screwless terminals for rigid and untreated flexible wires up to 2.5 mm²
Cover with integrated frame for installation into cable duct boxes
Supporting frame is integrated into the earth protection.
dimensions: 80.5 x 151.5 mm

Ref.-no.**Duroplastic (scratch-proof) glossy**

ivory ■ **AS 1522**
white ■ **AS 1522 WW**

Thermoplastic (breakproof) high-gloss

ivory ■ **AS 1522 BF**
white ■ **AS 1522 BF WW**

SCHUKO® socket for cable ducts 16 A / 250 V ~**2-gang wired****with 1 inscription field 12 x 55.5 mm**

with screwless terminals for rigid and untreated flexible wires up to 2.5 mm²
Cover with integrated frame for installation into cable duct boxes
Supporting frame is integrated into the earth protection.
dimensions: 80.5 x 151.5 mm

Spare part:

Transparent cover with paper inlay ref.-no.: AS 81 NA

Ref.-no.**Duroplastic (scratch-proof) glossy**

ivory **AS 1522 NA**
white **AS 1522 NA WW**

SCHUKO® socket for cable ducts 16 A / 250 V ~**3-gang**

with screwless terminals for rigid wires up to 2.5 mm²
Cover with integrated frame for installation into cable duct boxes
dimensions: 80.5 x 151.5 mm

Ref.-no.**Duroplastic (scratch-proof) glossy**

ivory ■ **AS 523**
white ■ **AS 523 WW**

Thermoplastic (breakproof) high-gloss

ivory ■ **AS 523 BF**
white ■ **AS 523 BF WW**

Switched cable unit with fuse**2-pole, 13 A 250 V ~**

with indicator light
with screw terminals for rigid and flexible wires up to 4 mm²

Ref.-no.

3190 CU KO EINS

Centre plate

for switched cable unit ref.-no. 3190 CU KO EINS

Ref.-no.**Thermoplastic (breakproof) high-gloss**

ivory ■ **A 3190 CU KO PL**
white ■ **A 3190 CU KO WW PL**

RCD (residual current device) 16 A / 250 V ~

according to **DIN EN 61008-1 (VDE 0664-10)** and
DIN EN 61008-2-1 (VDE 0664-11)
Rated residual current: 30 mA
with screwless terminals for rigid wires up to 2.5 mm²
not suitable for installation in surface caps

Ref.-no.**Thermoplastic (breakproof) high-gloss**

ivory ■ **A 5530 FIB**
white ■ **A 5530 FIB WW**

Centre plate with knob

for rotary dimmer ref.-no.: 1730 DD, 1731 DD, 211 GDE
for satellite dimmer ref.-no.: 1733 DNE
for rotary controller 1-10 V ref.-no.: 240-10
for DALI rotary controllers ref.-no.: 1740 DSTE, 1741 DSTE,
1745 DSTE, 1746 DSTE
for speed regulator ref.-no.: 1735 DS

Ref.-no.**Duroplastic (scratch-proof) glossy**

ivory ■ **A 1740**
white ■ **A 1740 WW**

Thermoplastic (breakproof) high-gloss

white ■■ **A 1740 BF WW**

Rotary dimmer LED with rotary on/off

with cover and integrated frame
without satellite input

single device, not suitable for combinations

- Switching and dimming incandescent lamps, HV halogen lamps and dimmable leading edge phase control HV LED lamps

Ref.-no.**Duroplastic (scratch-proof) glossy**

ivory ■ **AS 5544.03 V**
white ■ **AS 5544.03 V WW**

Technical data

Rated voltage:	AC 230 V ~
Connected load at 25 °C	
Incandescent lamps:	20 ... 200 W
HV halogen lamps:	20 ... 200 W
Dimmable HV LED lamps:	typical 3 ... 40 W
Ohmic and HV LED:	typical 3 ... 40 W

JUNG HOME push-button 1-gang

for inserts "blinds" ref.-no.: 1730 JE and 1731 JE
for inserts "light" ref.-no.: 1701 SE, 1701 PSE, 1704 ESE,
1702 SE, 1710 DE, 1711 DE, 1712 DE, 1713 DSTE, 1723 NE

A labelling request in the GRAPHIC TOOL must be submitted together with the order: jung.group/gt
Subsequent labelling of the buttons is not possible.

Ref.-no.**Duroplastic (scratch-proof) glossy**

ivory ■ **BT AS 17101**
white ■ **BT AS 17101 WW**

JUNG HOME push-button 1-gang with arrow symbols

for inserts "blinds" ref.-no.: 1730 JE and 1731 JE
for inserts "light" ref.-no.: 1701 SE, 1701 PSE, 1704 ESE,
1702 SE, 1710 DE, 1711 DE, 1712 DE, 1713 DSTE, 1723 NE

Ref.-no.**Duroplastic (scratch-proof) glossy**

ivory ■ **BT AS 17101 P**
white ■ **BT AS 17101 P WW**

JUNG HOME push-button 2-gang

for inserts "blinds" ref.-no.: 1730 JE and 1731 JE
for inserts "light" ref.-no.: 1701 SE, 1701 PSE, 1704 ESE,
1702 SE, 1710 DE, 1711 DE, 1712 DE, 1713 DSTE, 1723 NE

A labelling request in the GRAPHIC TOOL must be submitted together with the order: jung.group/gt
Subsequent labelling of the buttons is not possible.

Ref.-no.**Duroplastic (scratch-proof) glossy**

ivory ■ **BT AS 17102**
white ■ **BT AS 17102 WW**

JUNG HOME push-button 2-gang with arrow symbols

for inserts "blinds" ref.-no.: 1730 JE and 1731 JE
for inserts "light" ref.-no.: 1701 SE, 1701 PSE, 1704 ESE,
1702 SE, 1710 DE, 1711 DE, 1712 DE, 1713 DSTE, 1723 NE

Ref.-no.**Duroplastic (scratch-proof) glossy**

ivory ■ **BT AS 17102 P**
white ■ **BT AS 17102 P WW**

eNet push-button standard 1-gang

for inserts "blinds" ref.-no.: 1730 JE and 1731 JE
for inserts "light" ref.-no.: 1701 SE, 1701 PSE, 1704 ESE,
1702 SE, 1710 DE, 1711 DE, 1713 DSTE, 1723 NE

A labelling request in the GRAPHIC TOOL must be submitted together with the order: jung.group/gt
Subsequent labelling of the buttons is not possible.

Ref.-no.**Duroplastic (scratch-proof) glossy**

ivory ■ **FM AS 1700**
white ■ **FM AS 1700 WW**

eNet push-button standard 1-gang with arrow symbols

for inserts "blinds" ref.-no.: 1730 JE and 1731 JE
for inserts "light" ref.-no.: 1701 SE, 1701 PSE, 1704 ESE,
1702 SE, 1710 DE, 1711 DE, 1713 DSTE, 1723 NE

Ref.-no.**Duroplastic (scratch-proof) glossy**

ivory ■ **FM AS 1700 P**
white ■ **FM AS 1700 P WW**

eNet push-button universal 1-gang

for inserts "blinds" ref.-no.: 1730 JE and 1731 JE
for inserts "light" ref.-no.: 1701 SE, 1701 PSE, 1704 ESE,
1702 SE, 1710 DE, 1711 DE, 1713 DSTE, 1723 NE

A labelling request in the GRAPHIC TOOL must be submitted together with the order: jung.group/gt
Subsequent labelling of the buttons is not possible.

Ref.-no.**Duroplastic (scratch-proof) glossy**

ivory	■	FM AS 1701
white	■	FM AS 1701 WW

eNet push-button universal 1-gang with arrow symbols

for inserts "blinds" ref.-no.: 1730 JE and 1731 JE
for inserts "light" ref.-no.: 1701 SE, 1701 PSE, 1704 ESE,
1702 SE, 1710 DE, 1711 DE, 1713 DSTE, 1723 NE

Ref.-no.**Duroplastic (scratch-proof) glossy**

ivory		FM AS 1701 P
white		FM AS 1701 P WW

LB Management push-button 1-gang

for inserts "blinds" ref.-no.: 1730 JE and 1731 JE
for inserts "light" ref.-no.: 1701 SE, 1701 PSE, 1704 ESE,
1702 SE, 1710 DE, 1711 DE, 1713 DSTE, 1720 NE,
1723 NE, 1708 IE

A labelling request in the GRAPHIC TOOL must be submitted together with the order: jung.group/gt
Subsequent labelling of the buttons is not possible.

Ref.-no.**Duroplastic (scratch-proof) glossy**

ivory	■	AS 1700
white	■	AS 1700 WW

LB Management push-button 1-gang with arrow symbols

for inserts "blinds" ref.-no.: 1730 JE and 1731 JE
for inserts "light" ref.-no.: 1701 SE, 1701 PSE, 1704 ESE,
1702 SE, 1710 DE, 1711 DE, 1713 DSTE, 1720 NE,
1723 NE, 1708 IE

Ref.-no.**Duroplastic (scratch-proof) glossy**

ivory		AS 1700 P
white		AS 1700 P WW

LB Management push-button 2-gang

for inserts "light" ref.-no.: 1702 SE, 1712 DE, 1713 DSTE,
1723 NE

A labelling request in the GRAPHIC TOOL must be submitted together with the order: jung.group/gt
Subsequent labelling of the buttons is not possible.

Ref.-no.**Duroplastic (scratch-proof) glossy**

ivory	■	AS 1702
white	■	AS 1702 WW

LB Management timer display

for inserts "blinds" ref.-no.: 1730 JE and 1731 JE
for inserts "light" ref.-no.: 1701 SE, 1701 PSE, 1704 ESE,
1702 SE, 1710 DE, 1711 DE, 1713 DSTE, 1723 NE

Ref.-no.

white		A 1750 D WW
black		A 1750 D SW

1-gang rocker with lens

for JUNG HOME push-button 1-gang, battery-powered,
ref.-no.: BT A 1001

Ref.-no.**Duroplastic (scratch-proof) glossy**

ivory	■	AS 101 KO5
white	■	AS 101 KO5 WW

1-gang rocker with lens and arrow symbols

for JUNG HOME push-button 1-gang, battery-powered,
ref.-no.: BT A 1001

Ref.-no.**Duroplastic (scratch-proof) glossy**

ivory		AS 101 KO5P
white		AS 101 KO5P WW

2-gang rocker with lens

for JUNG HOME push-button 2-gang, battery-powered,
ref.-no.: BT A 1002

Ref.-no.**Duroplastic (scratch-proof) glossy**

ivory	■	AS 102 KO5
white	■	AS 102 KO5 WW

2-gang rocker with lens and arrow symbols

for JUNG HOME push-button 2-gang, battery-powered,
ref.-no.: BT A 1002

Ref.-no.**Duroplastic (scratch-proof) glossy**

ivory		AS 102 KO5P
white		AS 102 KO5P WW

JUNG HOME motion detector 1.1 m

for inserts "light" ref.-no.: 1701 SE, 1701 PSE, 1704 ESE, 1702 SE, 1710 DE, 1711 DE, 1712 DE, 1713 DSTE, 1723 NE

Ref.-no.

Thermoplastic (breakproof) high-gloss

ivory
white

BT A 17181
BT A 17181 WW

JUNG HOME motion detector 1.1 m

for inserts "light" ref.-no.: 1701 SE, 1701 PSE, 1704 ESE, 1702 SE, 1710 DE, 1711 DE, 1712 DE, 1713 DSTE, 1723 NE
IP44 suitable only for interiors

Ref.-no.

Thermoplastic (breakproof) high-gloss

ivory
white

■ BT A 17181 WU
■ BT A 17181 WU WW

JUNG HOME motion detector 2.2 m

for inserts "light" ref.-no.: 1701 SE, 1701 PSE, 1704 ESE, 1702 SE, 1710 DE, 1711 DE, 1712 DE, 1713 DSTE, 1723 NE
Degree of protection IP44 is ensured with sealing kit ref.-no. AS A 50 DS and "IP44 frame" of the respective design range.
IP44 suitable for installation in interiors and exteriors

Ref.-no.

Thermoplastic (breakproof) high-gloss

ivory
white

■ BT A 17182
■ BT A 17182 WW

LB Management motion detector 1.1 m

Sensitivity and brightness threshold adjustable
for inserts "light" ref.-no.: 1701 SE, 1701 PSE, 1704 ESE, 1702 SE, 1710 DE, 1711 DE, 1713 DSTE, 1723 NE, 1708 IE

Ref.-no.

Thermoplastic (breakproof) high-gloss

ivory
white

A 17180
A 17180 WW

LB Management motion detector 1.1 m

Run-on time and brightness threshold adjustable
for inserts "light" ref.-no.: 1701 SE, 1701 PSE, 1704 ESE, 1702 SE, 1710 DE, 1711 DE, 1713 DSTE, 1723 NE, 1708 IE

Ref.-no.

Thermoplastic (breakproof) high-gloss

ivory
white

A 17182
A 17182 WW

LB Management motion detector 1.1 m

Sensitivity and brightness threshold adjustable
for inserts "light" ref.-no.: 1701 SE, 1701 PSE, 1704 ESE, 1702 SE, 1710 DE, 1711 DE, 1713 DSTE, 1723 NE, 1708 IE
IP44 suitable only for interiors

Ref.-no.

Thermoplastic (breakproof) high-gloss

ivory
white

■ A 17180 WU
■ A 17180 WU WW

LB Management motion detector 2.2 m

Sensitivity and brightness threshold adjustable
for inserts "light" ref.-no.: 1701 SE, 1701 PSE, 1704 ESE, 1702 SE, 1710 DE, 1711 DE, 1713 DSTE, 1723 NE, 1708 IE
Degree of protection IP44 is ensured with sealing kit ref.-no. AS A 50 DS and "IP44 frame" of the respective design range.
IP44 suitable only for interiors

Ref.-no.

Thermoplastic (breakproof) high-gloss

ivory
white

■ A 17280
■ A 17280 WW

Sealing kit for motion detector 2.2 m

for motion detector 2.2 m of the AS / A ranges

Ref.-no.

■ AS A 50 DS

Awning control, AeroTec 04

Ref.-no.

Thermoplastic (breakproof) high-gloss
white

AT 04 WW

Intermediate frame

for AS and A ranges
to install the "AeroTec 04" awning control from elero

Ref.-no.

white

A AT 581 Z WW

Centre plate



for room thermostats ref.-no.: RTR 230, RTR 231, RTR 241
for floor thermostat ref.-no.: FTR 231

Ref.-no.

Thermoplastic (breakproof) high-gloss

ivory
white

A 1749 BF
A 1749 BF WW

JUNG HOME room thermostat display



for room thermostat insert ref.-no.: 1790 RTR
for switch inserts ref.-no.: 1701 SE, 1701 PSE, 1704 ESE

Ref.-no.

white
black

BT A 1791 WW
BT A 1791 SW

LB Management room thermostat set



consists of room thermostat insert (ref.-no.: 1790 RTR) and display (ref.-no.: .. 1790 D ..)

Ref.-no.

white
black

TR D A 1790 WW
TR D A 1790 SW

LB Management room thermostat displays see page 138

External temperature sensor



for room thermostat ref.-no. 1790 RTR, TR D .. 1790 ..
The sensor cable can be connected using a bifilar cable of 1.5 mm² in diameter that is suitable for mains voltage. When installed in a cable duct or near high voltage current cables, a shielded cable must be used.

Ref.-no.

■ **FF NTC**

Temperature controller fan coil, 2-pipe



Ref.-no.

white
black

TRD A 523028 WW
TRD A 523028 SW

Temperature controller fan coil, 4-pipe



white
black

Ref.-no.

TRD A 523048 WW
TRD A 523048 SW

Cover kits F 40 see page 382



Cover kits F 50 see page 395



Centre plate



(with supporting frame, screw fixing only)
for 2 circular electrical connectors up to 18.5 mm Ø or with flange fixing 22.5 mm hole spacing
In connection with mounting plate ref.-no. 63 WBT (not included) for loudspeaker terminal ref.-no. LPK 63 RT/SW and RCA socket ref.-no. CIB 63.
Second hole can be broken out.

Ref.-no.

Duroplastic (scratch-proof) glossy

ivory
white

■ **A 562**
■ **A 562 WW**

Centre plate



(with supporting frame, screw fixing only)
for 1 circular electrical connector up to 18.5 mm Ø or with flange fixing 22.5 mm hole spacing
In connection with mounting plate ref.-no. 63 WBT (not included) for loudspeaker terminal ref.-no. LPK 63 RT/SW and RCA socket ref.-no. CIB 63.

Ref.-no.

Thermoplastic (breakproof) high-gloss

white

■ ■ **A 562-1 BF WW**

Centre plate



(with supporting frame, screw fixing only)
for 2 circular electrical connectors up to 18.5 mm Ø or with flange fixing 22.5 mm hole spacing
In connection with mounting plate ref.-no. 63 WBT (not included) for loudspeaker terminal ref.-no. LPK 63 RT/SW and RCA socket ref.-no. CIB 63.

Ref.-no.

Thermoplastic (breakproof) high-gloss

white

■ ■ **A 562-2 BF WW**

Centre plate



(with supporting frame, screw fixing only)
for loudspeaker socket ref.-no.: PB 4
for XLR connector ref.-no.: CXLR-S, CXLR-D
for XLR connector Neutrik D / DL / DLX Series
internal dimensions (W x H): 27.5 x 32.5 mm

Ref.-no.

Thermoplastic (breakproof) high-gloss

ivory ■■■ A 568-1 BF
white ■■■ A 568-1 BF WW

Centre plate for XLR connector (P Series)



(with supporting frame, screw fixing only)
e.g. Binder, Cannon, Neutrik (P Series)
internal dimensions (W x H): 27.5 x 37 mm

Ref.-no.

Thermoplastic (breakproof) high-gloss

ivory ■■■ A 568 BF
white ■■■ A 568 BF WW

Centre plate



for extended broadband outlet ref.-no.: BSD 21-01,
BSD 21-10
for antenna outlet sockets acc. to DIN 45330

Ref.-no.

Duroplastic (scratch-proof) glossy

ivory ■■■ A 561 PLTV
white ■■■ A 561 PLTV WW

Thermoplastic (breakproof) high-gloss

ivory ■■■ A 561 BFPLTV
white ■■■ A 561 BFPLTV WW

Centre plate



for SAT-TV-FM outlets ref.-no.: SSD 5-00, SSD 5-10
for standard SAT-TV-FM sockets

Ref.-no.

Duroplastic (scratch-proof) glossy

ivory ■■■ A 561 PLSAT
white ■■■ A 561 PLSAT WW

Thermoplastic (breakproof) high-gloss

ivory ■■■ A 561 BFPLSAT
white ■■■ A 561 BFPLSAT WW

Smart TV socket



(with supporting frame, screw fixing only)
cover with snap-on fixing
shutter with spring
including universal modular jack socket
ref.-no.: UMA-CAT6A-25 and IEC plug module for antenna
cables

Ref.-no.

Thermoplastic (breakproof) high-gloss

white ■■■ MMD A 4521 WW

Technical data

Specification IEC plug module
External connection: IEC male, IEC 60169-2
Internal connection: F female, IEC 60169-24
Impedance: 75 Ohm
Frequency range: 5 ... 2,400 MHz
Attenuation: 0.0 dB
Installation depth not considering cables
Universal modular jack socket: 28 mm
IEC plug module: 30 mm
Use right angle plug.
Consider bending radius. Ensure sufficient installation space.

Triple-tone door signal



(with supporting frame, screw fixing only)
2 separate terminals for 2 or 3 tone signal
power supply: 8 ... 12 V AC or 8 ... 24 V DC, via external
power supply (SELV) e.g. ref.-no. NT 2405 VDC or
NT 2415 REG VDC
current consumption: approx. 150 mA

Ref.-no.

Thermoplastic (breakproof) high-gloss

ivory ■■■ A 567-G3
white ■■■ A 567-G3 WW

Cable outlet



(with supporting frame, screw fixing only)
opening for cables with max. 8 mm Ø

Ref.-no.

Duroplastic (scratch-proof) glossy

ivory ■■■ AS 590 A
white ■■■ AS 590 A WW

Centre plate



for 1-gang modular jack sockets
IAE/UAE sockets ref.-no.: UAE 8 UPO
for sockets Cat. 6 ref.-no.: UAE 8 UPOK6

Suitable inserts:
Rutenbeck: UAE 8(4) UPO, UAE 8(8) UPO, UAE-
Cat.5e-8 UPO OK, UAE-real.Cat.6-8 UPO OK
Telegärtner: AMJ 45, UMJ 45 and ISDN 1 x RJ 45 (TYP 8)

Ref.-no.

Duroplastic (scratch-proof) glossy

ivory ■■■ A 569-1 PLUA
white ■■■ A 569-1 PLUA WW

Thermoplastic (breakproof) high-gloss

ivory ■■■ A 569-1 BFPLUA
white ■■■ A 569-1 BFPLUA WW

Centre plate

**with inscription field 6 x 46 mm**

for 1-gang modular jack sockets
IAE/UAE sockets ref.-no.: UAE 8 UPO
for sockets Cat. 6 ref.-no.: UAE 8 UPOK6

Suitable inserts:

Rutenbeck: UAE 8(4) UPO, UAE 8(8) UPO, UAE-Cat.5e-8 UPO OK, UAE-real.Cat.6-8 UPO OK

Telegärtner: AMJ 45, UMJ 45 and ISDN 1 x RJ 45 (TYP 8)

Spare part:

Transparent cover with paper inlay ref.-no.: A 20 NA

Ref.-no.

Thermoplastic (breakproof) high-gloss

ivory

■ ■ **A 569-1 NA PLUA**

white

■ ■ **A 569-1 NA PLUA WW**

Centre plate



for 2-gang modular jack sockets
IAE/UAE sockets ref.-no.: UAE 2 x 8 UPO, UAE 8-8 UPO
for sockets Cat. 6 ref.-no.: UAE 8-8 UPOK6

Suitable inserts:

METZ CONNECT (BTR): 1307441001-i or 1307441200-i;
E-Dat design 8/8(8), Class E

Rutenbeck: UAE 8/8 (8/8) UPO, UAE 2x8 (8) UPO,

UAE-Cat.5e-8/8 UPO OK, UAE-real.Cat.6-8/8 UPO OK

Telegärtner: AMJ 45, UMJ 45 and ISDN 2 x RJ 45 (TYP 8/8)

Ref.-no.

Thermoplastic (breakproof) high-gloss

ivory

■ ■ **A 569-2 BFPLUA**

white

■ ■ **A 569-2 BFPLUA WW**

Centre plate

**with inscription field 6 x 46 mm**

for 2-gang modular jack sockets
IAE/UAE sockets ref.-no.: UAE 2 x 8 UPO, UAE 8-8 UPO
for sockets Cat. 6 ref.-no.: UAE 8-8 UPOK6

Suitable inserts:

METZ CONNECT (BTR): 1307441001-i or 1307441200-i;
E-Dat design 8/8(8), Class E

Rutenbeck: UAE 8/8 (8/8) UPO, UAE 2x8 (8) UPO, UAE-Cat.5e-8/8 UPO OK,

UAE-real.Cat.6-8/8 UPO OK

Telegärtner: AMJ 45, UMJ 45 and ISDN 2 x RJ 45 (TYP 8/8)

Spare part:

Transparent cover with paper inlay ref.-no.: A 20 NA

Ref.-no.

Thermoplastic (breakproof) high-gloss


ivory

■ ■ **A 569-2 NA PLUA**

white

■ ■ **A 569-2 NA PLUA WW**

Centre plate (snap-on fixing)



(with supporting frame, screw fixing only)
for universal modular jack socket ref.-no.: UMA-CAT6A-25
inner dimensions of Keystone mount 15,3 x 19,3 mm
shutter with spring
for 1 socket

Ref.-no.

Thermoplastic (breakproof) high-gloss

ivory

■ ■ **A 1569-1 WE**

white

■ ■ **A 1569-1 WE WW**

**for 2 sockets**

for modular jack sockets

RADIALL:

modular jack unshielded 6P6C, RJ 12, Cat. 4
(ref.-no. R280MOD804)

modular jack unshielded 8P8C, RJ 45, Cat. 4
(ref.-no. R280MOD805)

modular jack unshielded 8P8C, RJ 45, Cat. 5e (ref.-no. R280MOD807)

Panduit:

keystone jack KJ 88..

keystone jack KJ 588..

Assmann:

module DN-93612 Cat. 6A, shielded, Keystone

module DN-93614

SCHRACK

HSPMRJ6G1A, HSEMRJ6GBA, HSEMRJ6GBS, HSEMRJ6GWA, HSEMRJ6GWS,
HSEMRJ6UWS

Ref.-no.

Thermoplastic (breakproof) high-gloss

ivory

■ ■ **A 1569-2 WE**

white

■ ■ **A 1569-2 WE WW**

Centre plate (snap-on fixing) with inscription field 6 x 46 mm



(with supporting frame, screw fixing only)
shutter with spring
inner dimensions of Keystone mount 15,3 x 19,3 mm
for universal modular jack socket ref.-no.: UMA-CAT6A-25
for 1 socket

Ref.-no.

Thermoplastic (breakproof) high-gloss

ivory

■ ■ **A 1569-1 NA WE**

white

■ ■ **A 1569-1 NA WE WW**

**for 2 sockets**

for modular jack sockets

RADIALL:

modular jack unshielded 6P6C, RJ 12, Cat. 4
(ref.-no. R280MOD804)

modular jack unshielded 8P8C, RJ 45, Cat. 4
(ref.-no. R280MOD805)

modular jack unshielded 8P8C, RJ 45, Cat. 5e (ref.-no. R280MOD807)

Panduit:

keystone jack KJ 88..

keystone jack KJ 588..

Assmann:

module DN-93612 Cat. 6A, shielded, Keystone

module DN-93614

SCHRACK

HSPMRJ6G1A, HSEMRJ6GBA, HSEMRJ6GBS, HSEMRJ6GWA, HSEMRJ6GWS,
HSEMRJ6UWS

Spare part:

Transparent cover with paper inlay ref.-no.: A 20 NA

Ref.-no.

Thermoplastic (breakproof) high-gloss

ivory

■ ■ **A 1569-2 NA WE**

white

■ ■ **A 1569-2 NA WE WW**

Centre plate (snap-on fixing)

(with supporting frame, screw fixing only)
shutter with spring
inner dimensions of Keystone mount 14,8 x 20,7 mm
for modular jack sockets

TE Connectivity (Tyco Electronics / AMP NETCONNECT)

for cable Ø max. 10 mm:

EMT-jack, Cat. 5e, 180° ref.-no. 0-0188650-5

EMT-jack, Cat. 5e, 90° ref.-no. 0-0188650-6

for cable Ø max. 6.5 mm:

EMT-jack, Cat. 5e, 180° ref.-no. 0-0338038-1

EMT-jack, Cat. 5e, 90° ref.-no. 0-0338038-2

Toolless Jack, Cat. 3 unshielded: ref.-no. 0-1116603-x

Toolless Jack, Cat. 5e unshielded: ref.-no. 0-1116604-x,

Toolless Jack, Cat. 5e shielded: ref.-no. 0-1339015-1

Toolless Jack, Cat. 6 unshielded: ref.-no. 0-1116605-x,

Toolless Jack, Cat. 6 shielded: ref.-no. 0-1339016-1

MTRJ-LWL jack: ref.-no. 1278414-1

for 1 socket

Ref.-no.**Thermoplastic (breakproof) high-gloss**

ivory

■ ■ **A 1569-15 WE**

white

■ ■ **A 1569-15 WE WW**



for 2 sockets

Ref.-no.**Thermoplastic (breakproof) high-gloss**

ivory

■ ■ **A 1569-25 WE**

white

■ ■ **A 1569-25 WE WW**

Centre plate (snap-on fixing) with inscription field 6 x 46 mm

(with supporting frame, screw fixing only)
shutter with spring
inner dimensions of Keystone mount 14,8 x 20,7 mm
for modular jack sockets

TE Connectivity (Tyco Electronics / AMP NETCONNECT)

for cable Ø max. 10 mm:

EMT-jack, Cat. 5e, 180° ref.-no. 0-0188650-5

EMT-jack, Cat. 5e, 90° ref.-no. 0-0188650-6

for cable Ø max. 6.5 mm:

EMT-jack, Cat. 5e, 180° ref.-no. 0-0338038-1

EMT-jack, Cat. 5e, 90° ref.-no. 0-0338038-2

Toolless Jack, Cat. 3 unshielded: ref.-no. 0-1116603-x

Toolless Jack, Cat. 5e unshielded: ref.-no. 0-1116604-x,

Toolless Jack, Cat. 5e shielded: ref.-no. 0-1339015-1

Toolless Jack, Cat. 6 unshielded: ref.-no. 0-1116605-x,

Toolless Jack, Cat. 6 shielded: ref.-no. 0-1339016-1

MTRJ-LWL jack: ref.-no. 1278414-1

for 1 socket

Ref.-no.**Thermoplastic (breakproof) high-gloss**

ivory

■ ■ **A 1569-15 NA WE**

white

■ ■ **A 1569-15 NA WE WW**



for 2 sockets

Spare part:

Transparent cover with paper inlay ref.-no.: A 20 NA

Ref.-no.**Thermoplastic (breakproof) high-gloss**

ivory

■ ■ **A 1569-25 NA WE**

white

■ ■ **A 1569-25 NA WE WW**

Centre plate (snap-on fixing)

(with supporting frame, screw fixing only)
shutter with spring

for modular jack Avaya (AT&T)

Cat. 3 RJ 45, M1 series: ref.-no. M1BH..., unshielded,

Cat. 5 RJ 45, MPS100 series: ref.-no. MPS100BH...,

unshielded,

Cat. 6 RJ 45, MGS200 series: GigaSPEED,

ref.-no. MGS200BH..., unshielded

for 2 sockets

Ref.-no.**Thermoplastic (breakproof) high-gloss**

ivory

■ ■ **A 1569-2 AT**

white

■ ■ **A 1569-2 AT WW**

Centre plate (snap-on fixing) with inscription field 6 x 46 mm

(with supporting frame, screw fixing only)
shutter with spring

for modular jack Avaya (AT&T)

Cat. 3 RJ 45, M1 series: ref.-no. M1BH..., unshielded,

Cat. 5 RJ 45, MPS100 series: ref.-no. MPS100BH...,

unshielded,

Cat. 6 RJ 45, MGS200 series: GigaSPEED,

ref.-no. MGS200BH..., unshielded

for 2 sockets

Spare part:

Transparent cover with paper inlay ref.-no.: A 20 NA

Ref.-no.**Thermoplastic (breakproof) high-gloss**

ivory

■ ■ **A 1569-2 NA AT**

white

■ ■ **A 1569-2 NA AT WW**

Centre plate (snap-on fixing)

(with supporting frame, screw fixing only)
shutter with spring

for modular jack socket Siemon: CT range

for 2 sockets

Ref.-no.**Thermoplastic (breakproof) high-gloss**

ivory

■ ■ **A 1569-2 SIE**

white

■ ■ **A 1569-2 SIE WW**

Centre plate (snap-on fixing) with inscription field 6 x 46 mm

(with supporting frame, screw fixing only)
shutter with spring

for modular jack socket Siemon: CT range

for 2 sockets

Spare part:

Transparent cover with paper inlay ref.-no.: A 20 NA

Ref.-no.**Thermoplastic (breakproof) high-gloss**

ivory

■ ■ **A 1569-2 NA SIE**

white

■ ■ **A 1569-2 NA SIE WW**

Centre plate (snap-on fixing)

(with supporting frame, screw fixing only)
shutter with spring
for modular jack socket Brand-Rex
for 1 socket

Ref.-no.**Thermoplastic (breakproof) high-gloss**

ivory ■■ **A 1569-1 BR**
white ■■ **A 1569-1 BR WW**

Centre plate (snap-on fixing)

(with supporting frame, screw fixing only)
shutter with spring
for modular jack socket Brand-Rex
for 2 sockets

Ref.-no.**Thermoplastic (breakproof) high-gloss**

ivory ■■ **A 1569-2 BR**
white ■■ **A 1569-2 BR WW**

Centre plate (snap-on fixing) with inscription field 6 x 46 mm

(with supporting frame, screw fixing only)
shutter with spring
for modular jack socket Brand-Rex
for 1 socket

Spare part:

Transparent cover with paper inlay ref.-no.: A 20 NA

Ref.-no.**Thermoplastic (breakproof) high-gloss**

ivory ■■ **A 1569-1 NA BR**
white ■■ **A 1569-1 NA BR WW**

Centre plate (snap-on fixing) with inscription field 6 x 46 mm

(with supporting frame, screw fixing only)
shutter with spring
for modular jack socket Brand-Rex
for 2 sockets

Spare part:

Transparent cover with paper inlay ref.-no.: A 20 NA

Ref.-no.**Thermoplastic (breakproof) high-gloss**

ivory ■■ **A 1569-2 NA BR**
white ■■ **A 1569-2 NA BR WW**

Centre plate (snap-on fixing)

(with supporting frame, screw fixing only)
shutter with spring
for modular jack cat. 5 / 6 Panduit: CJSE88T,
CJS88/588/688, CJ688/688T
for 2 sockets

Ref.-no.**Thermoplastic (breakproof) high-gloss**

ivory ■■ **A 1569-2 PAND**
white ■■ **A 1569-2 PAND WW**

Centre plate (snap-on fixing) with inscription field 6 x 46 mm

(with supporting frame, screw fixing only)
shutter with spring
for modular jack cat. 5 / 6 Panduit: CJSE88T,
CJS88/588/688, CJ688/688T
for 2 sockets

Spare part:

Transparent cover with paper inlay ref.-no.: A 20 NA

Ref.-no.**Thermoplastic (breakproof) high-gloss**

ivory ■■ **A 1569-2 NA PAND**
white ■■ **A 1569-2 NA PAND WW**

Centre plate (screw fixing)

(with supporting frame, screw fixing only)
shutter with spring
for modular jack ITT
for 2 sockets

other colours on request

Ref.-no.**Thermoplastic (breakproof) high-gloss**

ivory ■■ **A 569-2 NITT**
white ■■ **A 569-2 NITT WW**

Centre plate (screw fixing)

(with supporting frame, screw fixing only)
shutter with spring
for modular jack Lexcom
for 2 sockets

Ref.-no.**Thermoplastic (breakproof) high-gloss**

ivory ■■ **A 569-2 NLEX**
white ■■ **A 569-2 NLEX WW**

Centre plate (screw fixing)

(with supporting frame, screw fixing only)
for modular jack Reichle + De-Massari freenet classic
shielded, cat. 5
only for module 2 x RJ 45
Reichle + De-Massari no. R35252

Ref.-no.**Duroplastic (scratch-proof) glossy**

ivory ■ **A 569-21 ACS**
white ■ **A 569-21 ACS WW**

The modular jack assistant provides an overview of the compatibility of modular jack modules from different manufacturers with JUNG covers:
www.jung-group.com > Service > Modular Jack Assistant

Centre plate with inscription field 9 x 51 mm

for mounting adapter 30° ref.-no.: 3069..

**Ref.-no.****Thermoplastic (breakproof) high-gloss**

ivory ■ **A 569-30 BF PL**
white ■ **A 569-30 BF PL WW**

Centre plate (screw fixing)



for stereo loudspeaker socket ref.-no.: SLA 2 WW, SLA 2 AN
for 2-gang supporting frame ref.-
no.: UMA MA2-KS2 in connection with universal modular jack
ref.-no.: UMA-CAT6A-25

Ref.-no.

Duroplastic (scratch-proof) glossy

ivory ■ A 569 PLT
white ■ A 569 PLT WW

Thermoplastic (breakproof) high-gloss

ivory ■■ A 569 BFPLT
white ■■ A 569 BFPLT WW

Duroplastic (scratch-proof) glossy – SILVERPLUS®

white SPA 569 PLT WW

Centre plate (snap-on fixing)



for USB charger ref.-no.: USB 15 CA WW, USB 15 CA SW,
USB PD60 C WW, USB PD60 C SW

Ref.-no.

Thermoplastic (breakproof) high-gloss

ivory ■■ A 1569 USB
white ■■ A 1569 USB WW

USB charger see page 45

Centre plate



(with supporting frame, screw fixing only)
for D-subminiature socket ref.-no.: D SUB 9
(mounting plate ref.-no. D 9 necessary)
for D-subminiature connector 15-pole
(mounting plate ref.-no. D 15 necessary)
for 1 socket

Ref.-no.

Thermoplastic (breakproof) high-gloss

ivory ■■ A 594-1915
white ■■ A 594-1915 WW

Centre plate



(with supporting frame, screw fixing only)
for D-subminiature connector 25-pole
for 1 socket

Ref.-no.

Thermoplastic (breakproof) high-gloss

ivory ■■ A 594-125
white ■■ A 594-125 WW

Potential equalisation socket



(with supporting frame, screw fixing only)
with 2 one-pole built-in male sockets according to DIN 42801,
for wires up to 6 mm²

Ref.-no.

Duroplastic (scratch-proof) glossy

ivory ■ A 565-2
white ■ A 565-2 WW

Thermoplastic (breakproof) high-gloss

white ■■ A 565-2 BF WW

Duroplastic (scratch-proof) glossy – SILVERPLUS®

white SPA 565-2 WW

Right angle plug



for potential equalisation socket
screw terminal for wires with 4 or 6 mm²

Ref.-no.

65 WIS

LED floor pilot light



with integrated brightness sensor
with screwless terminals for rigid wires up to 2.5 mm²
installation into flush box min. 63 mm (depth)
with white LEDs (colour temperature 3500 K)
power consumption stand-by / ON: 0.3 / 0.5 W
Supporting frame, claws and claw screws are integrated into
the earth protection.

Ref.-no.

Thermoplastic (breakproof) high-gloss

ivory ■ A 1539-O LNW
white ■ A 1539-O WW LNW

LED floor pilot light



with screwless terminals for rigid wires up to 2.5 mm²
installation into flush box min. 63 mm (depth)
with white LEDs (colour temperature 3500 K)
Power consumption (ON): 0.5 W
The LED floor pilot light can be switched via an external
switch.
Supporting frame, claws and claw screws are integrated into
the earth protection.

Ref.-no.

Thermoplastic (breakproof) high-gloss

ivory ■ A 1539-OO LNW
white ■ A 1539-OO WW LNW

Blank centre plate (snap-on fixing)



(with supporting frame, screw fixing only)

Ref.-no.

Thermoplastic (breakproof) high-gloss

ivory ■■ A 594-0
white ■■ A 594-0 WW
green ■■ A 594-0 GN

Blank centre plate (screw fixing)

(with supporting frame, screw fixing only)

Ref.-no.**Duroplastic (scratch-proof) glossy**

ivory	■	A 561 B
white	■	A 561 B WW

Centre plate

(with supporting frame, screw fixing only)
for commanding appliance with Ø 22.5 mm
e.g. Moeller, Rafi, Schlegel, Lumitas, Kraus-Naimer

With adhesive labels "Notschalter, Heizung, Rauchabzug, öffnen, Lichtkuppel, Hausalarm, bei Feuer Glas einschlagen – Knopf drücken"

Ref.-no.**Duroplastic (scratch-proof) glossy**

ivory	■	A 564
white	■	A 564 WW
yellow	■	A 564 GE

Centre plate

for pilot lights ref.-no.: 938-10 U and 938-14 U

Ref.-no.**Thermoplastic (breakproof) high-gloss**

ivory	■	A 537 BFPL
white	■	A 537 BFPL WW

Sealing gasket

for covers for pilot light ref.-no.: ..537..., ..937..

To obtain the degree of protection IP44 the sealing gasket ref.-no.: 37 D has to be placed into the pilot light centre plate and IP44 frame has to be used.

Ref.-no.■ **37 D****Screw cap**

for covers for pilot light ref.-no.: ..537..., ..937..

Ref.-no.**flat, for lamps up to max. length of 35 mm**

transparent	37.02
red	37.05
green	37.06
yellow	37.07
blue	37.08

high, for lamps up to max. length of 54 mm

transparent	37
red	37 R
green	37 G
yellow	37 GE
blue	37 BL

Intermediate frame

to install devices with 50 x 50 mm cover (DIN 49075)

Ref.-no.**Thermoplastic (breakproof) high-gloss**

ivory	A 590 Z
white	A 590 Z WW

Intermediate frame

for the installation of "Ackermann" RJ 45 sockets WAEG..

Ref.-no.**Thermoplastic (breakproof) high-gloss**

ivory	A 590 ZA
white	A 590 ZA WW

Hinged lid with spring 80.5 x 80.5 mm

with integrated frame
for sockets, switches and push-buttons with centre plate of
the AS / A ranges

Ref.-no.**Thermoplastic (breakproof) high-gloss**

ivory	■	AS 581 BFKL
white	■	AS 581 BFKL WW

Hinged lid with spring 80.5 x 80.5 mm



with safety lock (24 different locks)
with 2 keys
with integrated frame
for sockets, switches and push-buttons with centre plate of
the AS / A ranges

Spare key ref.-no.: 802 SL to 825 SL (When ordering, please
indicate lock number, e.g. 813 SL)

Ref.-no.

Thermoplastic (breakproof) high-gloss

ivory
white

■ ■ **AS 581 BFKLSL**
■ ■ **AS 581 BFKLSL WW**

Sealing gasket



to ensure degree of protection IP44
for all flush-mounted switch/push-button inserts of the
500 range, SCHUKO® sockets with hinged lid, rotary switches
and timer switch inserts
for all devices, covers and frames with blue "IP44 marking"
in some cases with additional gaskets acc. to product
description

Ref.-no.

■ **551 WU**

Sealing kit for motion detector 2.2 m



for motion detector 2.2 m of the AS / A ranges

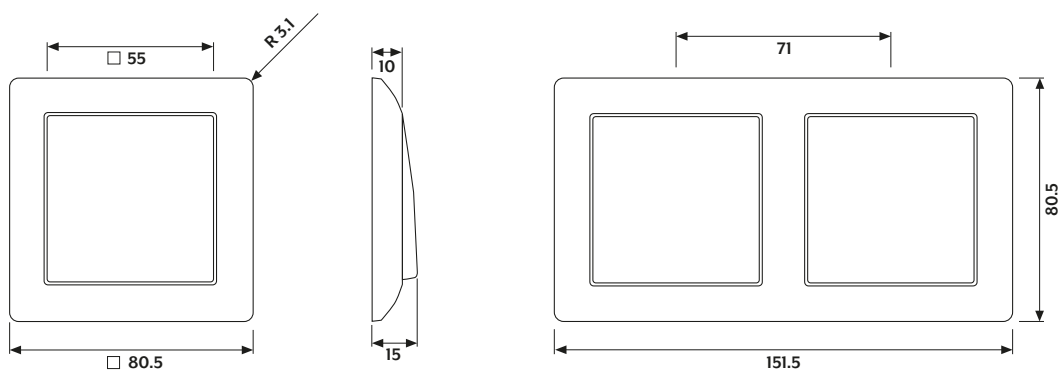
Ref.-no.

■ **AS A 50 DS**

AS 500



WHITE



Frame edge radius

R 3.1

Frame size

1-gang	80.5 mm x 80.5 mm
2-gang	80.5 mm x 151.5 mm
3-gang	80.5 mm x 222.5 mm
4-gang	80.5 mm x 293.5 mm
5-gang	80.5 mm x 364.5 mm

Frame

for horizontal and vertical installation



Ref.-no.

Duroplastic (scratch-proof) glossy ivory

1-gang	80.5 mm x 80.5 mm	■ ■ AS 581
2-gang	80.5 mm x 151.5 mm	■ ■ AS 582
3-gang	80.5 mm x 222.5 mm	■ ■ AS 583
4-gang	80.5 mm x 293.5 mm	■ ■ AS 584
5-gang	80.5 mm x 364.5 mm	■ ■ AS 585



Ref.-no.

Duroplastic (scratch-proof) glossy white

1-gang	80.5 mm x 80.5 mm	■ ■ AS 581 WW
2-gang	80.5 mm x 151.5 mm	■ ■ AS 582 WW
3-gang	80.5 mm x 222.5 mm	■ ■ AS 583 WW
4-gang	80.5 mm x 293.5 mm	■ ■ AS 584 WW
5-gang	80.5 mm x 364.5 mm	■ ■ AS 585 WW



Ref.-no.

Duroplastic (scratch-proof) glossy black

1-gang	80.5 mm x 80.5 mm	■ ■ AS 581 SW
--------	-------------------	---------------



Ref.-no.

Thermoplastic (breakproof) high-gloss ivory

1-gang	80.5 mm x 80.5 mm	■ ■ AS 581 BF
2-gang	80.5 mm x 151.5 mm	■ ■ AS 582 BF
3-gang	80.5 mm x 222.5 mm	■ ■ AS 583 BF
4-gang	80.5 mm x 293.5 mm	■ ■ AS 584 BF
5-gang	80.5 mm x 364.5 mm	■ ■ AS 585 BF



Ref.-no.

Thermoplastic (breakproof) high-gloss white

1-gang	80.5 mm x 80.5 mm	■ ■ AS 581 BF WW
2-gang	80.5 mm x 151.5 mm	■ ■ AS 582 BF WW
3-gang	80.5 mm x 222.5 mm	■ ■ AS 583 BF WW
4-gang	80.5 mm x 293.5 mm	■ ■ AS 584 BF WW
5-gang	80.5 mm x 364.5 mm	■ ■ AS 585 BF WW



Ref.-no.

Thermoplastic (breakproof) high-gloss green

1-gang	80.5 mm x 80.5 mm	■ ■ AS 581 BF GN
2-gang	80.5 mm x 151.5 mm	■ ■ AS 582 BF GN
3-gang	80.5 mm x 222.5 mm	■ ■ AS 583 BF GN
4-gang	80.5 mm x 293.5 mm	■ ■ AS 584 BF GN
5-gang	80.5 mm x 364.5 mm	■ ■ AS 585 BF GN



Ref.-no.

Thermoplastic (breakproof) high-gloss orange

1-gang	80.5 mm x 80.5 mm	■ ■ AS 581 BF O
2-gang	80.5 mm x 151.5 mm	■ ■ AS 582 BF O
3-gang	80.5 mm x 222.5 mm	■ ■ AS 583 BF O
4-gang	80.5 mm x 293.5 mm	■ ■ AS 584 BF O
5-gang	80.5 mm x 364.5 mm	■ ■ AS 585 BF O



Ref.-no.

Thermoplastic (breakproof) high-gloss red

1-gang	80.5 mm x 80.5 mm	■ ■ AS 581 BF RT
2-gang	80.5 mm x 151.5 mm	■ ■ AS 582 BF RT
3-gang	80.5 mm x 222.5 mm	■ ■ AS 583 BF RT
4-gang	80.5 mm x 293.5 mm	■ ■ AS 584 BF RT
5-gang	80.5 mm x 364.5 mm	■ ■ AS 585 BF RT



Ref.-no.

Duroplastic (scratch-proof) glossy – SILVERPLUS® white

1-gang	80.5 mm x 80.5 mm	■ ■ SPAS 581 WW
2-gang	80.5 mm x 151.5 mm	■ ■ SPAS 582 WW
3-gang	80.5 mm x 222.5 mm	■ ■ SPAS 583 WW
4-gang	80.5 mm x 293.5 mm	■ ■ SPAS 584 WW
5-gang	80.5 mm x 364.5 mm	■ ■ SPAS 585 WW

Frame



with inscription field 12 x 55.5 mm

Spare part:

Transparent cover with paper inlay ref.-no.: AS 81 NA

Ref.-no.

Duroplastic (scratch-proof) glossy**ivory**

1-gang 80.5 mm x 80.5 mm ■ AS 581 NA

Duroplastic (scratch-proof) glossy**white**

1-gang 80.5 mm x 80.5 mm ■ AS 581 NA WW

Duroplastic (scratch-proof) glossy – SILVERPLUS®**white**

1-gang 80.5 mm x 80.5 mm ■ SPAS 581 NA WW

Frame



with inscription field 12 x 55.5 mm and 13 x 55.5 mm
for vertical installation

Spare part:

Transparent cover with paper inlay ref.-no.: AS 81 NA

Spare part:

Transparent cover with paper inlay ref.-no.: AS 82 NA

Ref.-no.

Duroplastic (scratch-proof) glossy**ivory**

2-gang 80.5 mm x 151.5 mm ■ AS 582 NA

3-gang 80.5 mm x 222.5 mm ■ AS 583 NA

4-gang 80.5 mm x 293.5 mm ■ AS 584 NA

5-gang 80.5 mm x 364.5 mm ■ AS 585 NA

Duroplastic (scratch-proof) glossy**white**

2-gang 80.5 mm x 151.5 mm ■ AS 582 NA WW

3-gang 80.5 mm x 222.5 mm ■ AS 583 NA WW

4-gang 80.5 mm x 293.5 mm ■ AS 584 NA WW

5-gang 80.5 mm x 364.5 mm ■ AS 585 NA WW

Duroplastic (scratch-proof) glossy – SILVERPLUS®**white**

2-gang 80.5 mm x 151.5 mm ■ SPAS 582 NA WW

3-gang 80.5 mm x 222.5 mm ■ SPAS 583 NA WW

Frame



with inscription field 12 x 55.5 mm
for horizontal installation

Spare part:

Transparent cover with paper inlay ref.-no.: AS 81 NA

Ref.-no.

Duroplastic (scratch-proof) glossy**ivory**

2-gang 151.5 mm x 80.5 mm ■ AS 5820 NA

3-gang 222.5 mm x 80.5 mm ■ AS 5830 NA

4-gang 293.5 mm x 80.5 mm ■ AS 5840 NA

5-gang 364.5 mm x 80.5 mm ■ AS 5850 NA

Duroplastic (scratch-proof) glossy**white**

2-gang 151.5 mm x 80.5 mm ■ AS 5820 NA WW

3-gang 222.5 mm x 80.5 mm ■ AS 5830 NA WW

4-gang 293.5 mm x 80.5 mm ■ AS 5840 NA WW

5-gang 364.5 mm x 80.5 mm ■ AS 5850 NA WW

Duroplastic (scratch-proof) glossy – SILVERPLUS®**white**

2-gang 151.5 mm x 80.5 mm ■ SPAS 5820 NA WW

3-gang 222.5 mm x 80.5 mm ■ SPAS 5830 NA WW

Frame



with window (moisture-proof) 55.6 x 9.2 mm including inscription module ref.-no.: AS 81 INA BT also suitable for inscription module AS 81-1 INA BT When the frame is removed, the inscription module remains latched onto the supporting frame.

Ref.-no.

Thermoplastic (breakproof) high-gloss

ivory

1-gang 80.5 mm x 80.5 mm **AS 581 BF INA**

Thermoplastic (breakproof) high-gloss

white

1-gang 80.5 mm x 80.5 mm **AS 581 BF INA WW**

Frame



for vertical installation

with window (moisture-proof) 55.6 x 9.2 mm and 54.2 x 10.9 mm including inscription module ref.-no.: AS 81 INA BT and AS 82 INA BT also suitable for inscription module AS 81-1 INA BT and AS 82-1 INA BT When the frame is removed, the inscription module remains latched onto the supporting frame.

Ref.-no.

Thermoplastic (breakproof) high-gloss

ivory

2-gang 80.5 mm x 151.5 mm **AS 582 BF INA**

3-gang 80.5 mm x 222.5 mm **AS 583 BF INA**

4-gang 80.5 mm x 293.5 mm **AS 584 BF INA**

5-gang 80.5 mm x 364.5 mm **AS 585 BF INA**

Thermoplastic (breakproof) high-gloss

white

2-gang 80.5 mm x 151.5 mm **AS 582 BF INA WW**

3-gang 80.5 mm x 222.5 mm **AS 583 BF INA WW**

4-gang 80.5 mm x 293.5 mm **AS 584 BF INA WW**

5-gang 80.5 mm x 364.5 mm **AS 585 BF INA WW**

Frame



for horizontal installation

with window (moisture-proof) 55.6 x 9.2 mm including inscription module ref.-no.: AS 81 INA BT also suitable for inscription module AS 81-1 INA BT When the frame is removed, the inscription module remains latched onto the supporting frame.

Ref.-no.

Thermoplastic (breakproof) high-gloss

ivory

2-gang 151.5 mm x 80.5 mm **AS 5820 BF INA**

3-gang 222.5 mm x 80.5 mm **AS 5830 BF INA**

4-gang 293.5 mm x 80.5 mm **AS 5840 BF INA**

5-gang 364.5 mm x 80.5 mm **AS 5850 BF INA**

Thermoplastic (breakproof) high-gloss

white

2-gang 151.5 mm x 80.5 mm **AS 5820 BF INA WW**

3-gang 222.5 mm x 80.5 mm **AS 5830 BF INA WW**

4-gang 293.5 mm x 80.5 mm **AS 5840 BF INA WW**

5-gang 364.5 mm x 80.5 mm **AS 5850 BF INA WW**

Inscription module 53.5 x 10 mm



snap-on fixing, only for JUNG supporting frame

(spare part)

Only in combination with frame ref.-no. AS 581 BF INA..., AS 5820 BF INA..., AS 5830 BF INA..., AS 5840 BF INA..., and for the top segment of frame AS 5850 BF INA..., AS 582 BF INA..., AS 583 BF INA..., AS 584 BF INA..., AS 585 BF INA..

(application: moisture-proof inscription field)

Ref.-no.

AS 81 INA BT

Inscription module 53.5 x 10 mm



adhesive fixing, only for non-JUNG supporting frame

Only in combination with frame ref.-no. AS 581 BF INA..., AS 5820 BF INA..., AS 5830 BF INA..., AS 5840 BF INA..., and for the top segment of frame AS 5850 BF INA..., AS 582 BF INA..., AS 583 BF INA..., AS 584 BF INA..., AS 585 BF INA..

(application: moisture-proof inscription field)

Ref.-no.

AS 81-1 INA BT

Inscription module 53.5 x 10 mm



snap-on fixing, only for JUNG supporting frame only suitable for multiple frames (vertical installation)

(spare part)

Only in combination with frame ref.-no. AS 582 BF INA..., AS 583 BF INA..., AS 584 BF INA..., AS 585 BF INA.. for the 2nd up to the 5th segment.

(application: moisture-proof inscription field)

Ref.-no.

AS 82 INA BT

Inscription module 53.5 x 10 mm



adhesive fixing, only for non-JUNG supporting frame only suitable for multiple frames (vertical installation)

Only in combination with frame ref.-no. AS 582 BF INA..., AS 583 BF INA..., AS 584 BF INA..., AS 585 BF INA.. for the 2nd up to the 5th segment.

(application: moisture-proof inscription field)

Ref.-no.

AS 82-1 INA BT

Surface cap, 1-gang



with integrated frame and non-flammable ground plate for inserts with covers of the AS and A ranges (except key switches ref.-no. ...15, 3-level-switch and socket for Switzerland type 13)
85 x 85 x 47 mm
Installation depth max. 34 mm

Ref.-no.

Duroplastic (scratch-proof) glossy

ivory ■ **AS 581 A W**
white ■ **AS 581 A WW**

Surface cap, 2-gang



with integrated frame and non-flammable ground plate for inserts with covers of the AS and A ranges (except key switches ref.-no. ...15, 3-level-switch and socket for Switzerland type 13)
156 x 85 x 47 mm
Installation depth max. 34 mm

Ref.-no.

Duroplastic (scratch-proof) glossy

ivory ■ **AS 582 A W**
white ■ **AS 582 A WW**

Surface cap, 3-gang



with integrated frame and non-flammable ground plate for inserts with covers of the AS and A ranges (except key switches ref.-no. ...15, 3-level-switch and socket for Switzerland type 13)
227 x 85 x 47 mm
Installation depth max. 34 mm

Ref.-no.

Duroplastic (scratch-proof) glossy

ivory ■ **AS 583 A W**
white ■ **AS 583 A WW**

Surface cap, 1-gang



with inscription field 12 x 55.5 mm
with integrated frame, non-flammable ground plate and 2 cable inlets
for inserts with covers of the AS and A ranges (except key switches ref.-no. ...15, 3-level-switch and socket for Switzerland type 13)
85 x 85 x 47 mm
Installation depth max. 34 mm

Spare part:

Transparent cover with paper inlay ref.-no.: AS 81 NA

Ref.-no.

Thermoplastic (breakproof) high-gloss

ivory **AS 581 ANA W**
white **AS 581 ANA WW**

Cable inlet



for surface caps ref.-no.: AS 581 ANA W, AS 581 ANA WW (spare part)
without press cut

Ref.-no.

white **15 WW**

Mounting box for surface caps



(spare part)

Ref.-no.

1-gang **581 A**
2-gang **582 A**
3-gang **583 A**

Strain relief




for surface caps

for cables 3 x 1.5 mm² up to 5 x 2.5 mm² (Ø 7 up to 13 mm)

Ref.-no.

58 A ZUG

Inlets for cables, pipes and trunkings in surface caps



Ref.-no.

for cable and mini trunking


ivory **11**
white **11 WW**

for cable duct 15 x 15 mm

ivory **12**
white **12 WW**

for pipes with outside Ø 16 mm

ivory **13**
white **13 WW**




A range – exciting in shape,
colour and material

A range



A CREATION
with glass frame in champagne



A 550
in white



A VIVA
glass frame in white



A FLOW
in matt anthracite

The A range sets accents in every room. It is impressive with its clear design and selection of materials. All centre plates have the dimensions of 55 x 55 mm. The single to 5-gang frames can be fitted horizontally or vertically.



A range – modular system





The wide product palette of the A range meets all technical requirements in private and commercial construction. Lighting, blind and temperature control, door communication, multi-media control, JUNG HOME and KNX can all be implemented in one harmonious look. The JUNG modular system combines the inserts with the respective cover and design frame to form a functional unit.

Colours and materials







Duroplastic (scratch-proof), glossy

white	similar to RAL 9016	
black	similar to RAL 9005	





Thermoplastic (breakproof) high-gloss

white	similar to RAL 9016	
black	similar to RAL 9005	

Duroplastic / Thermoplastic (breakproof) lacquered

aluminium	
champagne	
mocha	
matt anthracite	
matt snow white	
matt graphite black	

Selected items are also available in other colours

blue	similar to RAL 5013	
green	similar to RAL 6029	
orange	similar to RAL 2004	
red	similar to RAL 3003	










The A CREATION, A 550, A CUBE and A FLOW ranges in matt anthracite consist of 95% resource-saving recycled material.



More information can be found here.

Glass

Tempered safety glass (TSG), depending on the version, the rear side is printed or dyed through

white	
black	
champagne	
mocha	
emerald green	
night blue	
crystal grey	



The AS 550, A FLOW and A CREATION ranges in white have been awarded the Cradle to Cradle (C2C) and Material Health certificates after a rigorous testing process.



More information can be found here.

1-gang rocker

for switch ref.-no.: 501 U, 502 U, 503 U, 506 U, 507 U,
501-20 U, 506-20 U, 507-20 U
for push-button ref.-no.: 531 U, 532 U, 533 U, 533-2 U

Ref.-no.**Duroplastic (scratch-proof) glossy**

white ■ ■ A 590 WW
black ■ ■ A 590 SW

Duroplastic lacquered

aluminium ■ ■ ■ A 590 AL
champagne ■ ■ A 590 CH
mocha ■ ■ A 590 MO

Thermoplastic (breakproof) high-gloss

white ■ ■ ■ A 590 BF WW
black ■ ■ ■ A 590 BF SW

matt lacquered

matt snow white ■ ■ A 590 WWM
matt graphite black ■ ■ A 590 SWM
matt anthracite ■ ■ A 590 BF ANM

1-gang rocker with inscription field 6 x 46 mm

for switch ref.-no.: 501 U, 502 U, 503 U, 506 U, 507 U,
501-20 U, 506-20 U, 507-20 U
for push-button ref.-no.: 531 U, 532 U, 533 U, 533-2 U

Spare part:

Transparent cover with paper inlay ref.-no.: A 20 NA

Ref.-no.**Thermoplastic (breakproof) high-gloss**

white ■ ■ ■ A 590 BF NA WW
black ■ ■ ■ A 590 BF NA SW

Thermoplastic (breakproof) lacquered

aluminium ■ ■ ■ A 590 BF NA AL
champagne ■ ■ A 590 BF NA CH
mocha ■ ■ A 590 BF NA MO

matt lacquered

matt snow white ■ ■ A 590 BF NA WWM
matt graphite black ■ ■ A 590 BF NA SWM
matt anthracite ■ ■ A 590 BF NA ANM

1-gang rocker with lens

for switch with indicator light ref.-no.: 502 KOU, 503 KOU,
506 KOU, 501-20 KOU, 502-20 KOU, 506-20 KOU
for push-button ref.-no.: 531 U, 533 U, 533-2 U, 534 U

Ref.-no.**Duroplastic (scratch-proof) glossy**

white ■ ■ A 590 KO5 WW
black ■ ■ A 590 KO5 SW

Duroplastic lacquered

aluminium ■ ■ ■ A 590 KO5 AL
champagne ■ ■ A 590 KO5 CH
mocha ■ ■ A 590 KO5 MO

Thermoplastic (breakproof) high-gloss

white ■ ■ ■ A 590 BF KO5 WW
black ■ ■ ■ A 590 BF KO5 SW

matt lacquered

matt snow white ■ ■ A 590 KO5 WWM
matt graphite black ■ ■ A 590 KO5 SWM
matt anthracite ■ ■ A 590 BF KO5 ANM

1-gang rocker with lens and inscription field 6 x 46 mm

for switch with indicator light ref.-no.: 502 KOU, 503 KOU,
506 KOU, 501-20 KOU, 502-20 KOU, 506-20 KOU
for push-button ref.-no.: 531 U, 533 U, 533-2 U, 534 U

Spare part:

Transparent cover with paper inlay ref.-no.: A 20 NA

Ref.-no.**Thermoplastic (breakproof) high-gloss**

white ■ ■ ■ A 590 BF NA KO5 WW
black ■ ■ ■ A 590 BF NA KO5 SW

Thermoplastic (breakproof) lacquered

aluminium ■ ■ ■ A 590 BF NA KO5 AL
champagne ■ ■ A 590 BF NA KO5 CH
mocha ■ ■ A 590 BF NA KO5 MO

matt lacquered

matt snow white ■ ■ A 590 BF NA KO5 WWM
matt graphite black ■ ■ A 590 BF NA KO5 SWM
matt anthracite ■ ■ A 590 BF NA KO5 ANM

1-gang rocker with symbol "light"

for switch ref.-no.: 501 U, 502 U, 503 U, 506 U, 507 U,
501-20 U, 506-20 U, 507-20 U
for push-button ref.-no.: 531 U, 532 U, 533 U, 533-2 U

Ref.-no.**Duroplastic (scratch-proof) glossy**

white ■ ■ A 590 L WW
black ■ ■ A 590 L SW

Duroplastic lacquered

aluminium ■ ■ A 590 L AL
champagne ■ ■ A 590 L CH
mocha ■ ■ A 590 L MO

Thermoplastic (breakproof) high-gloss

white ■ ■ A 590 BF L WW
black ■ ■ A 590 BF L SW

matt lacquered

matt snow white ■ ■ A 590 L WWM
matt graphite black ■ ■ A 590 L SWM
matt anthracite ■ ■ A 590 BF L ANM

1-gang rocker with symbol "light", with lens

for switch with indicator light ref.-no.: 502 KOU, 503 KOU,
506 KOU, 501-20 KOU, 502-20 KOU, 506-20 KOU
for push-button ref.-no.: 531 U, 533 U, 533-2 U, 534 U

Ref.-no.**Duroplastic (scratch-proof) glossy**

white ■ ■ A 590 KO5 L WW
black ■ ■ A 590 KO5 L SW

Duroplastic lacquered

aluminium ■ ■ A 590 KO5 L AL
champagne ■ ■ A 590 KO5 L CH
mocha ■ ■ A 590 KO5 L MO

Thermoplastic (breakproof) high-gloss

white ■ ■ A 590 BFKO5 L WW
black ■ ■ A 590 BFKO5 L SW

matt lacquered

matt anthracite ■ ■ A 590 BFKO5 L ANM

1-gang rocker with symbol "bell"

for push-button ref.-no.: 531 U, 532 U, 533 U, 533-2 U



	Ref.-no.
Duroplastic (scratch-proof) glossy	
white	■ A 590 K WW
black	■ A 590 K SW
Duroplastic lacquered	
aluminium	■ A 590 K AL
champagne	■ A 590 K CH
mocha	■ A 590 K MO
Thermoplastic (breakproof) high-gloss	
white	■ A 590 BF K WW
black	■ A 590 BF K SW
matt lacquered	
matt snow white	■ A 590 K WWM
matt graphite black	■ A 590 K SWM
matt anthracite	■ A 590 BF K ANM

1-gang rocker with symbol "bell", with lens

for push-button ref.-no.: 531 U, 533 U, 533-2 U, 534 U



	Ref.-no.
Duroplastic (scratch-proof) glossy	
white	■ A 590 KO5 K WW
black	■ A 590 KO5 K SW
Duroplastic lacquered	
aluminium	■ A 590 KO5 K AL
champagne	■ A 590 KO5 K CH
mocha	■ A 590 KO5 K MO
Thermoplastic (breakproof) high-gloss	
white	■ A 590 BFKO5 K WW
black	■ A 590 BFKO5 K SW
matt lacquered	
matt anthracite	■ A 590 BFKO5 K ANM

1-gang rocker with symbol "door"

for push-button ref.-no.: 531 U, 532 U, 533 U, 533-2 U



	Ref.-no.
Duroplastic (scratch-proof) glossy	
white	■ A 590 T WW
black	■ A 590 T SW
Duroplastic lacquered	
aluminium	■ A 590 T AL
champagne	■ A 590 T CH
mocha	■ A 590 T MO
Thermoplastic (breakproof) high-gloss	
white	■ A 590 BF T WW
black	■ A 590 BF T SW
matt lacquered	
matt snow white	■ A 590 T WWM
matt graphite black	■ A 590 T SWM
matt anthracite	■ A 590 BF T ANM

1-gang rocker with symbol "door", with lens

for push-button ref.-no.: 531 U, 533 U, 533-2 U, 534 U



	Ref.-no.
Duroplastic (scratch-proof) glossy	
white	■ A 590 KO5 T WW
black	■ A 590 KO5 T SW
Duroplastic lacquered	
aluminium	■ A 590 KO5 T AL
champagne	■ A 590 KO5 T CH
mocha	■ A 590 KO5 T MO
Thermoplastic (breakproof) high-gloss	
white	■ A 590 BFKO5 T WW
black	■ A 590 BFKO5 T SW
matt lacquered	
matt anthracite	■ A 590 BFKO5 T ANM

**Barrier-free living
1-gang rocker with tactile symbol "light", with lens**

for switch with indicator light ref.-no.: 502 KOU, 503 KOU, 506 KOU, 501-20 KOU, 502-20 KOU, 506-20 KOU
for push-button ref.-no.: 531 U, 533 U, 533-2 U, 534 U



For improved visibility use frame in contrasting black colour.

	Ref.-no.
Duroplastic (scratch-proof) glossy	
white	■ A 590 L1KO WW
Duroplastic lacquered	
aluminium	■ A 590 L1KO AL

1-gang rocker with tactile symbol "bell", with lens

for push-button ref.-no.: 531 U, 533 U, 533-2 U, 534 U



For improved visibility use frame in contrasting black colour.

	Ref.-no.
Duroplastic (scratch-proof) glossy	
white	■ A 590 K1KO WW
Duroplastic lacquered	
aluminium	■ A 590 K1KO AL

1-gang rocker with tactile symbol "door", with lens

for push-button ref.-no.: 531 U, 533 U, 533-2 U, 534 U



For improved visibility use frame in contrasting black colour.

	Ref.-no.
Duroplastic (scratch-proof) glossy	
white	■ A 590 T1KO WW
Duroplastic lacquered	
aluminium	■ A 590 T1KO AL

1-gang rocker, transparent

for switch ref.-no.: 501 U, 502 U, 503 U, 506 U, 507 U,
501-20 U, 506-20 U, 507-20 U
for push-button ref.-no.: 531 U, 532 U, 533 U, 533-2 U
for individual inscription or decorative inlets (e.g. wall paper)

Ref.-no.**Thermoplastic (breakproof) high-gloss**

inscription field 50 x 50 mm

A 590 NA GL**Plastic cover with paper inlay**

for inscription field 50 x 50 mm
(spare part)

Ref.-no.**Thermoplastic (breakproof) high-gloss**

paper inlay white

A 590 NA GL PL**Holder plate**

for frame fixing and 1-gang rocker bearing
(spare part)

Ref.-no.

black

AS 90 HP**2-way pull cord switch 10 AX / 250 V ~**

for wall and ceiling installation
with screw terminals for rigid and flexible wires up to 2.5 mm²
with 50 mm pull cord


Pull cord push-button for wall mounting can be realised
with: push-button 531 U, pull cord insert 34 KO5 and rocker
AS 590 KO5 .., AS 591 KO5 .. or A 590 KO5 ..

Ref.-no.**Thermoplastic (breakproof) high-gloss**white ■ ■ ■ **A 506 BF NUZ WW**black ■ ■ ■ **A 506 BF NUZ SW****Thermoplastic (breakproof) lacquered**aluminium ■ ■ ■ **A 506 BF NUZ AL**champagne ■ ■ ■ **A 506 BF NUZ CH**mocha ■ ■ ■ **A 506 BF NUZ MO****matt lacquered**matt snow white ■ ■ ■ **A 506 BF NUZ WWM**matt graphite black ■ ■ ■ **A 506 BF NUZ SWM**matt anthracite ■ ■ ■ **A 506 BF NUZ ANM****2-gang rocker**

for switch ref.-no.: 505 U, 509 U, 505-20 U, 509-20 U
for push-button ref.-no.: 535 U, 539 U

Ref.-no.**Duroplastic (scratch-proof) glossy**white ■ ■ ■ **A 595 WW**black ■ ■ ■ **A 595 SW****Duroplastic lacquered**aluminium ■ ■ ■ **A 595 AL**champagne ■ ■ ■ **A 595 CH**mocha ■ ■ ■ **A 595 MO****Thermoplastic (breakproof) high-gloss**white ■ ■ ■ **A 595 BF WW**black ■ ■ ■ **A 595 BF SW****matt lacquered**matt snow white ■ ■ ■ **A 595 WWM**matt graphite black ■ ■ ■ **A 595 SWM**matt anthracite ■ ■ ■ **A 595 BF ANM****2-gang rocker with lens**

for switch ref.-no.: 505 U 5
for switch with indicator light ref.-no.: 505 KOU 5
for push-button ref.-no.: 535 U 5

Ref.-no.**Duroplastic (scratch-proof) glossy**white ■ ■ ■ **A 595 KO5 WW**black ■ ■ ■ **A 595 KO5 SW****Duroplastic lacquered**aluminium ■ ■ ■ **A 595 KO5 AL**champagne ■ ■ ■ **A 595 KO5 CH**mocha ■ ■ ■ **A 595 KO5 MO****Thermoplastic (breakproof) high-gloss**white ■ ■ ■ **A 595 BF KO5 WW**black ■ ■ ■ **A 595 BF KO5 SW****matt lacquered**matt snow white ■ ■ ■ **A 595 KO5 WWM**matt graphite black ■ ■ ■ **A 595 KO5 SWM**matt anthracite ■ ■ ■ **A 595 BF KO5 ANM****2-gang rocker with arrow symbols**

for blind switch ref.-no.: 509 VU
for blind push-button ref.-no.: 539 VU

Ref.-no.**Duroplastic (scratch-proof) glossy**white ■ ■ ■ **A 595 P WW**black ■ ■ ■ **A 595 P SW****Duroplastic lacquered**aluminium ■ ■ ■ **A 595 P AL**champagne ■ ■ ■ **A 595 P CH**mocha ■ ■ ■ **A 595 P MO****Thermoplastic (breakproof) high-gloss**white ■ ■ ■ **A 595 BF P WW**black ■ ■ ■ **A 595 BF P SW****matt lacquered**matt snow white ■ ■ ■ **A 595 P WWM**matt graphite black ■ ■ ■ **A 595 P SWM**matt anthracite ■ ■ ■ **A 595 BF P ANM**

Holder plate



for frame fixing and 2-gang rocker bearing (spare part)

Ref.-no.

black **AS 90-5 HP**

3-gang rocker



for 3-gang switch ref.-no.: 5306 EU

Ref.-no.

Thermoplastic (breakproof) high-gloss

white ■ ■ **A 593 BF WW**
black ■ ■ **A 593 BF SW**

Thermoplastic (breakproof) lacquered

aluminium ■ ■ **A 593 BF AL**
champagne ■ **A 593 BF CH**
mocha ■ **A 593 BF MO**

matt lacquered

matt snow white ■ **A 593 BF WWM**
matt graphite black ■ **A 593 BF SWM**
matt anthracite ■ **A 593 BF ANM**

Holder plate



for frame fixing and 3-gang rocker bearing (spare part)

Ref.-no.

black **A 93 HP**

Centre plate



for key switch ref.-no.: 104.28, 134.18, 134.28, 133.18, 138.18, 106.28
for key switch IP44 ref.-no.: CD 104.18 WU, CD 134.18 WU, CD 133.18 WU, CD 106.18 WU

One escutcheon plate with symbols and one without symbols included in delivery.
Height of escutcheon plate: 11 mm

Ref.-no.

Thermoplastic (breakproof) high-gloss

white ■ ■ **A 528 PL WW**
black ■ ■ **A 528 PL SW**


Thermoplastic (breakproof) lacquered

aluminium ■ ■ **A 528 PL AL**
champagne ■ **A 528 PL CH**
mocha ■ **A 528 PL MO**

matt lacquered

matt snow white ■ **A 528 PL WWM**
matt graphite black ■ **A 528 PL SWM**
matt anthracite ■ **A 528 PL ANM**

Centre plate



for key switch ref.-no.: 104.15, 134.15, 133.15, 106.15

Ref.-no.

Thermoplastic (breakproof) high-gloss

white ■ ■ **A 525 PL WW**
black ■ ■ **A 525 PL SW**

Thermoplastic (breakproof) lacquered

aluminium ■ ■ **A 525 PL AL**
champagne ■ **A 525 PL CH**
mocha ■ **A 525 PL MO**

matt lacquered

matt anthracite ■ **A 525 PL ANM**

Centre plate with knob



for rotary switch ref.-no.: 1101-4, 1101-20
for timer switch ref.-no.: 11015, 11120-20
for rotary blind switch ref.-no.: 1234.10, 1234.20

also for volume control WHD type: LST..JU UP and LR..JU UP
and for program selection WHD type: PRO 3 JU..

Ref.-no.

Duroplastic (scratch-proof) glossy

white ■ ■ **A 1541 WW**
black ■ ■ **A 1541 SW**

Duroplastic lacquered

aluminium ■ ■ **A 1541 AL**
champagne ■ **A 1541 CH**
mocha ■ **A 1541 MO**

Thermoplastic (breakproof) high-gloss

white ■ ■ **A 1541 BF WW**
black ■ ■ **A 1541 BF SW**

matt lacquered

matt snow white ■ ■ **A 1541 BF WWM**
matt graphite black ■ ■ **A 1541 BF SWM**
matt anthracite ■ ■ **A 1541 BF ANM**

SCHUKO® socket 16 A / 250 V ~



with screwless terminals for rigid and untreated flexible wires up to 2.5 mm²
without claws: ref.-no. with additional "N", e.g.: ..1520 N..
with screw terminals: ref.-no. ..1521..
Supporting frame, claws and claw screws are integrated into the earth protection.

Ref.-no.

Duroplastic (scratch-proof) glossy

white ■ **A 1520 WW**
black ■ **A 1520 SW**

Duroplastic lacquered

aluminium ■ ■ **A 1520 AL**
champagne ■ **A 1520 CH**
mocha ■ **A 1520 MO**

Thermoplastic (breakproof) high-gloss

white ■ ■ **A 1520 BF WW**
black ■ ■ **A 1520 BF SW**
blue ■ **A 1520 BF BL**
green (SV) ■ **A 1520 BF GN**
orange (ZSV) ■ **A 1520 BF O**
red ■ **A 1520 BF RT**

matt lacquered

matt snow white ■ **A 1520 BF WWM**
matt graphite black ■ **A 1520 BF SWM**
matt anthracite ■ **A 1520 BF ANM**

SCHUKO® socket 16 A / 250 V ~

with screw terminals for rigid and flexible wires up to 2.5 mm²
Supporting frame, claws and claw screws are integrated into the earth protection.

	Ref.-no.
Duroplastic (scratch-proof) glossy	
white	■ A 1521 WW
black	■ A 1521 SW
Duroplastic lacquered	
aluminium	■ ■ A 1521 AL
champagne	■ A 1521 CH
mocha	■ A 1521 MO
Thermoplastic (breakproof) high-gloss	
white	■ ■ A 1521 BF WW
black	■ ■ A 1521 BF SW
green (SV)	■ A 1521 BF GN
orange (ZSV)	■ A 1521 BF O
matt lacquered	
matt snow white	■ A 1521 BF WWM
matt graphite black	■ A 1521 BF SWM
matt anthracite	■ A 1521 BF ANM

SCHUKO® socket 16 A / 250 V ~

with enhanced contact protection / shutter (Safety Plus)
with screwless terminals for rigid and untreated flexible wires up to 2.5 mm²
without claws: ref.-no. with additional "N", e.g.: ..1520 N..
with screw terminals: ref.-no. ..1521..
Supporting frame, claws and claw screws are integrated into the earth protection.

	Ref.-no.
Duroplastic (scratch-proof) glossy	
white	■ A 1520 KI WW
black	■ A 1520 KI SW
Duroplastic lacquered	
aluminium	■ ■ A 1520 KI AL
champagne	■ A 1520 KI CH
mocha	■ A 1520 KI MO
Thermoplastic (breakproof) high-gloss	
white	■ ■ A 1520 BFKI WW
black	■ ■ A 1520 BFKI SW
blue	■ A 1520 BFKI BL
green (SV)	■ A 1520 BFKI GN
orange (ZSV)	■ A 1520 BFKI O
red	■ A 1520 BFKI RT
matt lacquered	
matt snow white	■ A 1520 BFKI WWM
matt graphite black	■ A 1520 BFKI SWM
matt anthracite	■ A 1520 BFKI ANM

SCHUKO® socket 16 A / 250 V ~

with enhanced contact protection / shutter (Safety Plus)
with screw terminals for rigid and flexible wires up to 2.5 mm²
Supporting frame, claws and claw screws are integrated into the earth protection.

	Ref.-no.
Duroplastic (scratch-proof) glossy	
white	■ A 1521 KI WW
black	■ A 1521 KI SW
Duroplastic lacquered	
aluminium	■ ■ A 1521 KI AL
champagne	■ A 1521 KI CH
mocha	■ A 1521 KI MO
Thermoplastic (breakproof) high-gloss	
white	■ ■ A 1521 BFKI WW
black	■ ■ A 1521 BFKI SW
green (SV)	■ A 1521 BFKI GN
orange (ZSV)	■ A 1521 BFKI O
red	■ A 1521 BFKI RT
matt lacquered	
matt snow white	■ A 1521 BFKI WWM
matt graphite black	■ A 1521 BFKI SWM
matt anthracite	■ A 1521 BFKI ANM

SCHUKO® socket 45°, 16 A / 250 V ~

with enhanced contact protection / shutter (Safety Plus)
with screwless terminals for rigid wires up to 2.5 mm²
especially suitable for vertical combination of several sockets without claws: ref.-no. with additional "N", e.g.: ..520-45 N..

	Ref.-no.
Duroplastic (scratch-proof) glossy	
white	■ A 520-45 KI WW
black	■ A 520-45 KI SW
Duroplastic lacquered	
aluminium	■ ■ A 520-45 KI AL

SCHUKO® socket 16 A / 250 V ~

with inscription field 6 x 46 mm
with screwless terminals for rigid and untreated flexible wires up to 2.5 mm²
without claws: ref.-no. with additional "N", e.g.: ..1520 N..
with screw terminals: ref.-no. ..1521..
Supporting frame, claws and claw screws are integrated into the earth protection.

	Ref.-no.
Thermoplastic (breakproof) high-gloss	
white	■ ■ A 1520 BFNA WW
green (SV)	■ A 1520 BFNA GN
orange (ZSV)	■ A 1520 BFNA O
red	■ A 1520 BFNA RT
black	■ A 1520 BFNA SW
Thermoplastic (breakproof) lacquered	
aluminium	■ A 1520 BFNA AL
matt lacquered	
matt snow white	■ A 1520 BFNA WWM
matt graphite black	■ A 1520 BFNA SWM
matt anthracite	■ A 1520 BFNA ANM

Spare part:

Transparent cover with paper inlay ref.-no.: A 20 NA

SCHUKO® socket 16 A / 250 V ~

with enhanced contact protection / shutter (Safety Plus)
with inscription field 6 x 46 mm
 with screwless terminals for rigid and untreated flexible wires up to 2.5 mm²
 without claws: ref.-no. with additional "N", e.g.: ..1520 N..
 with screw terminals: ref.-no. ..1521..
 Supporting frame, claws and claw screws are integrated into the earth protection.

Spare part:

Transparent cover with paper inlay ref.-no.: A 20 NA

Ref.-no.**Thermoplastic (breakproof) high-gloss**

white	■ ■	A 1520 BFKINA WW
green (SV)	■	A 1520 BFKINA GN
orange (ZSV)	■	A 1520 BFKINA O
red	■	A 1520 BFKINA RT
black	■	A 1520 BFKINA SW

Thermoplastic (breakproof) lacquered

aluminium	■	A 1520 BFKINA AL
matt lacquered		
matt snow white	■	A 1520 BFKINA WWM
matt graphite black	■	A 1520 BFKINA SWM
matt anthracite	■	A 1520 BFKINA ANM

SCHUKO® socket 16 A / 250 V ~

with pilot light (green LED) ref.-no.: 193-LED GN
with enhanced contact protection / shutter (Safety Plus)
 with screwless terminals for rigid and untreated flexible wires up to 2.5 mm²
 without claws: ref.-no. with additional "N", e.g.: ..1520 N..
 Supporting frame, claws and claw screws are integrated into the earth protection.

Ref.-no.**Thermoplastic (breakproof) high-gloss**

white	■ ■	A 1520 BFKO WW
green (SV)	■	A 1520 BFKO GN
orange (ZSV)	■	A 1520 BFKO O
red	■	A 1520 BFKO RT

SCHUKO® socket 16 A / 250 V ~

with pilot light (green LED) ref.-no.: 193-LED GN
with enhanced contact protection / shutter (Safety Plus)
with inscription field 6 x 46 mm
 with screwless terminals for rigid and untreated flexible wires up to 2.5 mm²
 without claws: ref.-no. with additional "N", e.g.: ..1520 N..
 Supporting frame, claws and claw screws are integrated into the earth protection.

Spare part:

Transparent cover with paper inlay ref.-no.: A 20 NA

Ref.-no.**Thermoplastic (breakproof) high-gloss**

white	■ ■	A 1520 BFNAKO WW
green (SV)	■	A 1520 BFNAKO GN
orange (ZSV)	■	A 1520 BFNAKO O
red	■	A 1520 BFNAKO RT

SCHUKO® socket 16 A / 250 V ~

with hinged lid (with spring)
 with screwless terminals for rigid and untreated flexible wires up to 2.5 mm²
 without claws: ref.-no. with additional "N", e.g.: ..1520 N..
 with screw terminals: ref.-no. ..1521..
 Supporting frame, claws and claw screws are integrated into the earth protection.

Ref.-no.**Duroplastic (scratch-proof) glossy**

white	■ ■	A 1520 KL WW
black	■ ■	A 1520 KL SW

Thermoplastic (breakproof) high-gloss

white	■ ■ ■	A 1520 BFKL WW
black	■ ■ ■	A 1520 BFKL SW

Thermoplastic (breakproof) lacquered

aluminium	■ ■ ■	A 1520 BFKL AL
champagne	■ ■	A 1520 BFKL CH
mocha	■ ■	A 1520 BFKL MO

matt lacquered

matt snow white	■ ■	A 1520 BFKL WWM
matt graphite black	■ ■	A 1520 BFKL SWM
matt anthracite	■ ■	A 1520 BFKL ANM

SCHUKO® socket 16 A / 250 V ~

with hinged lid (with spring)
 with screw terminals for rigid and flexible wires up to 2.5 mm²
 Supporting frame, claws and claw screws are integrated into the earth protection.

Ref.-no.**Duroplastic (scratch-proof) glossy**

white	■ ■	A 1521 KL WW
black	■ ■	A 1521 KL SW

Thermoplastic (breakproof) high-gloss

white	■ ■ ■	A 1521 BFKL WW
black	■ ■ ■	A 1521 BFKL SW

Thermoplastic (breakproof) lacquered

aluminium	■ ■ ■	A 1521 BFKL AL
champagne	■ ■	A 1521 BFKL CH
mocha	■ ■	A 1521 BFKL MO

matt lacquered

matt anthracite	■ ■	A 1521 BFKL ANM
-----------------	-----	-----------------

SCHUKO® socket 16 A / 250 V ~

with hinged lid (with spring)
with enhanced contact protection / shutter (Safety Plus)
 with screwless terminals for rigid and untreated flexible wires up to 2.5 mm²
 without claws: ref.-no. with additional "N", e.g.: ..1520 N..
 with screw terminals: ref.-no. ..1521..
 Supporting frame, claws and claw screws are integrated into the earth protection.

Ref.-no.**Duroplastic (scratch-proof) glossy**

white	■ ■	A 1520 KIKL WW
black	■ ■	A 1520 KIKL SW

Thermoplastic (breakproof) high-gloss

white	■ ■ ■	A 1520 BFKIKL WW
black	■ ■ ■	A 1520 BFKIKL SW

Thermoplastic (breakproof) lacquered

aluminium	■ ■ ■	A 1520 BFKIKL AL
champagne	■ ■	A 1520 BFKIKL CH
mocha	■ ■	A 1520 BFKIKL MO

matt lacquered

matt snow white	■ ■	A 1520 BFKIKL WWM
matt graphite black	■ ■	A 1520 BFKIKL SWM
matt anthracite	■ ■	A 1520 BFKIKL ANM

SCHUKO® socket 16 A / 250 V ~

with hinged lid (with spring)
with enhanced contact protection / shutter (Safety Plus)
 with screw terminals for rigid and flexible wires up to 2.5 mm²
 Supporting frame, claws and claw screws are integrated into the earth protection.

Ref.-no.**Duroplastic (scratch-proof) glossy**

white ■ ■ A 1521 KIKL WW
 black ■ ■ A 1521 KIKL SW

Duroplastic lacquered

aluminium ■ ■ ■ A 1521 KIKL AL
 champagne ■ ■ A 1521 KIKL CH
 mocha ■ ■ A 1521 KIKL MO

Thermoplastic (breakproof) high-gloss

white ■ ■ ■ A 1521 BFKIKL WW
 black ■ ■ ■ A 1521 BFKIKL SW

Thermoplastic (breakproof) lacquered

aluminium ■ ■ ■ A 1521 BFKIKL AL
 champagne ■ ■ A 1521 BFKIKL CH
 mocha ■ ■ A 1521 BFKIKL MO

matt lacquered

matt snow white ■ ■ A 1521 BFKIKL WWM
 matt graphite black ■ ■ A 1521 BFKIKL SWM
 matt anthracite ■ ■ A 1521 BFKIKL ANM

SCHUKO® socket 16 A / 250 V ~

with hinged lid (with spring)
with pilot light (green LED) ref.-no.: 193-LED GN
with enhanced contact protection / shutter (Safety Plus)
 with screwless terminals for rigid and untreated flexible wires up to 2.5 mm²
 without claws: ref.-no. with additional "N", e.g.: ..1520 N..
 Supporting frame, claws and claw screws are integrated into the earth protection.

Ref.-no.**Thermoplastic (breakproof) high-gloss**

white ■ ■ ■ A 1520 BFKLKO WW
 green (SV) ■ ■ A 1520 BFKLKO GN
 orange (ZSV) ■ ■ A 1520 BFKLKO O
 red ■ ■ A 1520 BFKLKO RT

SCHUKO® socket 16 A / 250 V ~

with hinged lid (with spring)
with safety lock (24 different locks)
 with 2 keys
with enhanced contact protection / shutter (Safety Plus)
 with screwless terminals for rigid and untreated flexible wires up to 2.5 mm²
 without claws: ref.-no. with additional "N", e.g.: ..1520 N..
 Supporting frame, claws and claw screws are integrated into the earth protection.

Spare key ref.-no.: 802 SL to 825 SL (When ordering, please indicate lock number, e.g. 813 SL)

Ref.-no.**Thermoplastic (breakproof) high-gloss**

white ■ ■ ■ A 1520 BFKLSL WW
 black ■ ■ ■ A 1520 BFKLSL SW
 green (SV) ■ ■ A 1520 BFKLSL GN
 orange (ZSV) ■ ■ A 1520 BFKLSL O

Thermoplastic (breakproof) lacquered

aluminium ■ ■ ■ A 1520 BFKLSL AL
 champagne ■ ■ A 1520 BFKLSL CH
 mocha ■ ■ A 1520 BFKLSL MO

matt lacquered

matt anthracite ■ ■ A 1520 BFKLSL ANM

SCHUKO® socket with USB charger

with enhanced contact protection / shutter (Safety Plus)
 with 1 USB port type A
 with quick charge function (JUNG Quick Charge®)
 with screwless terminals for rigid and untreated flexible wires up to 2.5 mm²
 depth of flush box (inner dimension): min. 57 mm

Ref.-no.**Thermoplastic (breakproof) high-gloss**

white ■ ■ ■ A 1520-18 A WW
 black ■ ■ A 1520-18 A SW

Thermoplastic (breakproof) lacquered

aluminium ■ ■ ■ A 1520-18 A AL
 champagne ■ ■ A 1520-18 A CH
 mocha ■ ■ A 1520-18 A MO

matt lacquered

matt snow white ■ ■ A 1520-18 A WWM
 matt graphite black ■ ■ A 1520-18 A SWM
 matt anthracite ■ ■ A 1520-18 A ANM

SCHUKO® socket with USB charger

with enhanced contact protection / shutter (Safety Plus)
 with 1 USB port type C
 with quick charge function (JUNG Quick Charge®)
 with screwless terminals for rigid and untreated flexible wires up to 2.5 mm²
 depth of flush box (inner dimension): min. 57 mm

Ref.-no.**Thermoplastic (breakproof) high-gloss**

white ■ ■ ■ A 1520-18 C WW
 black ■ ■ A 1520-18 C SW

Thermoplastic (breakproof) lacquered

aluminium ■ ■ ■ A 1520-18 C AL
 champagne ■ ■ A 1520-18 C CH
 mocha ■ ■ A 1520-18 C MO

matt lacquered

matt snow white ■ ■ A 1520-18 C WWM
 matt graphite black ■ ■ A 1520-18 C SWM
 matt anthracite ■ ■ A 1520-18 C ANM

SCHUKO® socket with USB charger

with enhanced contact protection / shutter (Safety Plus)
 with 1 USB port type A and 1 USB port type C
 with screwless terminals for rigid and untreated flexible wires up to 2.5 mm²
 depth of flush box (inner dimension): min. 57 mm

Ref.-no.**Thermoplastic (breakproof) high-gloss**

white ■ ■ ■ A 1520-15 CA WW
 black ■ ■ A 1520-15 CA SW

Thermoplastic (breakproof) lacquered

aluminium ■ ■ ■ A 1520-15 CA AL
 champagne ■ ■ A 1520-15 CA CH
 mocha ■ ■ A 1520-15 CA MO

matt lacquered

matt snow white ■ ■ A 1520-15 CA WWM
 matt graphite black ■ ■ A 1520-15 CA SWM
 matt anthracite ■ ■ A 1520-15 CA ANM

SCHUKO® socket 16 A / 250 V ~



with surge voltage protection
with screw terminals for rigid and flexible wires up to 2.5 mm² without claws: ref.-no. with additional "N", e.g.: ..521 N..

Ref.-no.

Duroplastic (scratch-proof) glossy
white

A 521 UF WW

SCHUKO® socket with RCD (residual current device) 16 A / 250 V ~



according to DIN EN 61008-1 (VDE 0664-10) and DIN EN 61008-2-1 (VDE 0664-11)
Rated residual current: 30 mA
with enhanced contact protection / shutter (Safety Plus)
with screwless terminals for rigid wires up to 2.5 mm² not suitable for installation in surface caps

Ref.-no.

Thermoplastic (breakproof) high-gloss

white A 5520.30 WW
black A 5520.30 SW

Thermoplastic (breakproof) lacquered
aluminium

A 5520.30 AL

SCHUKO® socket 16 A / 250 V ~



with LED floor pilot light
with integrated brightness sensor
with enhanced contact protection / shutter (Safety Plus)
with screwless terminals for rigid wires up to 2.5 mm² installation into flush box min. 63 mm (depth) with white LEDs (colour temperature 3500 K) power consumption stand-by / ON: 0.3 / 0.5 W Supporting frame, claws and claw screws are integrated into

the earth protection.

Ref.-no.

Thermoplastic (breakproof) high-gloss

white ■ A 1520-O WW LNW
black ■ A 1520-O SW LNW

Thermoplastic (breakproof) lacquered

aluminium ■ A 1520-O AL LNW
champagne ■ A 1520-O CH LNW
mocha ■ A 1520-O MO LNW

matt lacquered

matt snow white ■ A 1520-O WWM LNW
matt graphite black ■ A 1520-O SWM LNW
matt anthracite ■ A 1520-O ANM LNW

LED floor pilot lights A range see page 222

JUNG HOME SCHUKO® socket



with enhanced contact protection / shutter (Safety Plus)
with screw terminals for rigid and flexible wires up to 2.5 mm² Supporting frame, claws and claw screws are integrated into the earth protection.

Ref.-no.

Thermoplastic (breakproof) high-gloss

white ■ BT A 1521 S WW
black ■ BT A 1521 S SW

Thermoplastic (breakproof) lacquered

aluminium ■ BT A 1521 S AL
champagne ■ BT A 1521 S CH
mocha ■ BT A 1521 S MO

matt lacquered

matt snow white ■ BT A 1521 S WWM
matt graphite black ■ BT A 1521 S SWM
matt anthracite ■ BT A 1521 S ANM

JUNG HOME SCHUKO® socket Energy



with enhanced contact protection / shutter (Safety Plus)
with screw terminals for rigid and flexible wires up to 2.5 mm² Supporting frame, claws and claw screws are integrated into the earth protection.

Ref.-no.

Thermoplastic (breakproof) high-gloss

white ■ BT A 1521 SE WW
black ■ BT A 1521 SE SW

Thermoplastic (breakproof) lacquered

aluminium ■ BT A 1521 SE AL
champagne ■ BT A 1521 SE CH
mocha ■ BT A 1521 SE MO

matt lacquered

matt snow white ■ BT A 1521 SE WWM
matt graphite black ■ BT A 1521 SE SWM
matt anthracite ■ BT A 1521 SE ANM

Socket, 2-pole without earth 16 A / 250 V ~



with enhanced contact protection (shutter)
with screwless terminals for rigid and untreated flexible wires up to 2.5 mm² screw fixing only, without claws

Ref.-no.

Duroplastic (scratch-proof) glossy

white ■ A 1510 NKI WW

Socket insert, French/Belgian system



2-pole + male earth pin, 16 A / 250 V ~ CEE 7/5 with screwless terminals for rigid and untreated flexible wires up to 2.5 mm² for centre plates ref.-no. .. 1521 F .. PL .. Supporting frame, claws and claw screws are integrated into the earth protection.
with claws

Ref.-no.

with screwless terminals **1520 F EINS**

Socket insert, French/Belgian system



2-pole + male earth pin, 16 A / 250 V ~ CEE 7/5 with screw terminals for rigid and flexible wires up to 2.5 mm² acc. to NFC 61-314 for centre plates ref.-no. .. 1521 F .. PL .. Supporting frame, claws and claw screws are integrated into the earth protection.
with claws

Ref.-no.

with screw terminals **1521 F EINS**

Socket insert, French/Belgian system



2-pole + male earth pin, 16 A / 250 V ~ CEE 7/5 with screwless terminals for rigid and untreated flexible wires up to 2.5 mm² for centre plates ref.-no. .. 1521 F .. PL .. Supporting frame is integrated into the earth protection.
without claws

Ref.-no.

with screwless terminals **1520 NF EINS**

Socket insert, French/Belgian system



2-pole + male earth pin, 16 A / 250 V ~
CEE 7/5
with screw terminals for rigid and flexible wires up to 2.5 mm²
acc. to NFC 61-314
for centre plates ref.-no. .. 1521 F .. PL ..
Supporting frame is integrated into the earth protection.
without claws

Ref.-no.

with screw terminals

1521 NF EINS

Centre plate



for socket insert, French/Belgian system, ref.-no.:
1520 ..F EINS, 1521 ..F EINS

Ref.-no.

Duroplastic (scratch-proof) glossy

white ■ **A 1521 F WW PL-1**
black ■ **A 1521 F SW PL-1**

Duroplastic lacquered

aluminium ■ **A 1521 F AL PL-1**
champagne ■ **A 1521 F CH PL-1**
mocha ■ **A 1521 F MO PL-1**

matt lacquered

matt anthracite **A 1521 FBF ANM P1**

Centre plate



for socket insert, French/Belgian system, ref.-no.:
1520 ..F EINS, 1521 ..F EINS
with enhanced contact protection / shutter (Safety Plus)

Ref.-no.

Duroplastic (scratch-proof) glossy

white ■ **A 1521 FKI WW PL-1**
black ■ **A 1521 FKI SW PL-1**

Duroplastic lacquered

aluminium ■ **A 1521 FKI AL PL-1**
champagne ■ **A 1521 FKI CH PL-1**
mocha ■ **A 1521 FKI MO PL-1**

Thermoplastic (breakproof) high-gloss

white ■ **A 1521 FBFKI WW P1**
black ■ **A 1521 FBFKI SW P1**

matt lacquered

matt snow white ■ **A 1521 FKI WWM PL-1**
matt graphite black ■ **A 1521 FKI SWM PL-1**
matt anthracite ■ **A 1521 FBFKI ANM P1**

Centre plate



with hinged lid (with spring)
for socket insert, French/Belgian system, ref.-no.:
1520 ..F EINS, 1521 ..F EINS
with enhanced contact protection / shutter (Safety Plus)
Degree of protection IP44 is ensured with sealing gasket
ref.-no. 551 WU and "IP44 frame" of the respective design
range.

Ref.-no.

Duroplastic (scratch-proof) glossy

white ■ **A 1521 FKIKL WW PL1**

Socket, French/Belgian system, with USB charger



2-pole + male earth pin, 16 A / 250 V ~
CEE 7/5
with enhanced contact protection / shutter (Safety Plus)
with 1 USB port type A
with quick charge function (JUNG Quick Charge®)
with screwless terminals for rigid and untreated flexible wires
up to 2.5 mm²
depth of flush box (inner dimension): min. 57 mm

Ref.-no.

Thermoplastic (breakproof) high-gloss

white ■ **A 1520 F-18 A WW**
black ■ **A 1520 F-18 A SW**

Thermoplastic (breakproof) lacquered

aluminium ■ **A 1520 F-18 A AL**
champagne ■ **A 1520 F-18 A CH**
mocha ■ **A 1520 F-18 A MO**

matt lacquered

matt snow white ■ **A 1520 F-18 A WWM**
matt graphite black ■ **A 1520 F-18 A SWM**
matt anthracite ■ **A 1520 F-18 A ANM**

Socket, French/Belgian system, with USB charger



2-pole + male earth pin, 16 A / 250 V ~
CEE 7/5
with enhanced contact protection / shutter (Safety Plus)
with 1 USB port type C
with quick charge function (JUNG Quick Charge®)
with screwless terminals for rigid and untreated flexible wires
up to 2.5 mm²
depth of flush box (inner dimension): min. 57 mm

Ref.-no.

Thermoplastic (breakproof) high-gloss

white ■ **A 1520 F-18 C WW**
black ■ **A 1520 F-18 C SW**

Duroplastic lacquered

aluminium ■ **A 1520 F-18 C AL**
champagne ■ **A 1520 F-18 C CH**
mocha ■ **A 1520 F-18 C MO**

matt lacquered

matt snow white ■ **A 1520 F-18 C WWM**
matt graphite black ■ **A 1520 F-18 C SWM**
matt anthracite ■ **A 1520 F-18 C ANM**

Socket, French/Belgian system, with USB charger



2-pole + male earth pin, 16 A / 250 V ~
CEE 7/5
with enhanced contact protection / shutter (Safety Plus)
with 1 USB port type A and 1 USB port type C
with screwless terminals for rigid and untreated flexible wires
up to 2.5 mm²
depth of flush box (inner dimension): min. 57 mm

Ref.-no.

Thermoplastic (breakproof) high-gloss

white ■ **A 1520 F-15 CA WW**
black ■ **A 1520 F-15 CA SW**

Thermoplastic (breakproof) lacquered

aluminium ■ **A 1520 F-15 CA AL**
champagne ■ **A 1520 F-15 CA CH**
mocha ■ **A 1520 F-15 CA MO**

matt lacquered

matt snow white ■ **A 1520 F-15 CA WWM**
matt graphite black ■ **A 1520 F-15 CA SWM**
matt anthracite ■ **A 1520 F-15 CA ANM**

JUNG HOME socket, French/Belgian system



2-pole + male earth pin, 16 A / 250 V ~
CEE 7/5
with enhanced contact protection / shutter (Safety Plus)
with screw terminals for rigid and flexible wires up to 2.5 mm²
Supporting frame, claws and claw screws are integrated into the earth protection.

Ref.-no.

Thermoplastic (breakproof) high-gloss

- white ■ ■ **BT A 1521 F S WW**
- black ■ ■ **BT A 1521 F S SW**

Thermoplastic (breakproof) lacquered

- aluminium ■ ■ **BT A 1521 F S AL**
- champagne ■ ■ **BT A 1521 F S CH**
- mocha ■ ■ **BT A 1521 F S MO**

matt lacquered

- matt snow white ■ ■ **BT A 1521 F S WWM**
- matt graphite black ■ ■ **BT A 1521 F S SWM**
- matt anthracite ■ ■ **BT A 1521 F S ANM**

JUNG HOME socket Energy, French/Belgian system



2-pole + male earth pin, 16 A / 250 V ~
CEE 7/5
with enhanced contact protection / shutter (Safety Plus)
with screw terminals for rigid and flexible wires up to 2.5 mm²
Supporting frame, claws and claw screws are integrated into the earth protection.

Ref.-no.

Thermoplastic (breakproof) high-gloss

- white ■ ■ **BT A 1521 F SE WW**
- black ■ ■ **BT A 1521 F SE SW**

Thermoplastic (breakproof) lacquered

- aluminium ■ ■ **BT A 1521 F SE AL**
- champagne ■ ■ **BT A 1521 F SE CH**
- mocha ■ ■ **BT A 1521 F SE MO**

matt lacquered

- matt snow white ■ ■ **BT A 1521 F SE WWM**
- matt graphite black ■ ■ **BT A 1521 F SE SWM**
- matt anthracite ■ ■ **BT A 1521 F SE ANM**

Socket insert, British Standard 1363



13 A 250 V ~
2-pole + earth, with enhanced contact protection (shutter)
with screw terminals for rigid and flexible wires up to 4 mm²

Ref.-no.

- without switch **3521 EINS**

Centre plate

for socket insert ref.-no. 3521 EINS



Ref.-no.

Duroplastic (scratch-proof) glossy

- white ■ **A 3521 WW PL**
- black ■ **A 3521 SW PL**

Duroplastic lacquered

- aluminium ■ **A 3521 AL PL**
- champagne ■ **A 3521 CH PL**
- mocha ■ **A 3521 MO PL**

matt lacquered

- matt snow white ■ **A 3521 BF WWM PL**
- matt graphite black ■ **A 3521 BF SWM PL**
- matt anthracite ■ **A 3521 BF ANM PL**

Switched socket insert, British Standard 1363



13 A 250 V ~
2-pole + earth, with enhanced contact protection (shutter)
with screw terminals for rigid and flexible wires up to 4 mm²

Ref.-no.

- without indicator light **3171 EINS**
- with indicator light **3171 KO EINS**

Centre plate

for socket insert ref.-no. 3171 EINS



Ref.-no.

Duroplastic (scratch-proof) glossy

- white ■ **A 3171 WW PL**
- black ■ **A 3171 SW PL**

Duroplastic lacquered

- aluminium ■ **A 3171 AL PL**
- champagne ■ **A 3171 CH PL**
- mocha ■ **A 3171 MO PL**

Thermoplastic (breakproof) high-gloss

- white ■ **A 3171 BF WW PL**
- black ■ **A 3171 BF SW PL**

matt lacquered

- matt snow white ■ **A 3171 BF WWM PL**
- matt graphite black ■ **A 3171 BF SWM PL**
- matt anthracite ■ **A 3171 BF ANM PL**

Centre plate

for socket insert ref.-no. 3171 KO EINS



Ref.-no.

Duroplastic (scratch-proof) glossy

- white ■ **A 3171 KO WW PL**
- black ■ **A 3171 KO SW PL**

Duroplastic lacquered

- aluminium ■ **A 3171 KO AL PL**
- champagne ■ **A 3171 KO CH PL**
- mocha ■ **A 3171 KO MO PL**

Thermoplastic (breakproof) high-gloss

- white ■ **A 3171 BFKO WW PL**
- black ■ **A 3171 BFKO SW PL**

matt lacquered

- matt snow white ■ **A 3171 BFKO WWM PL**
- matt graphite black ■ **A 3171 BFKO SWM PL**
- matt anthracite ■ **A 3171 BFKO ANM PL**

Plug for British Standard sockets



2-pole with earth contact
with screw terminals for rigid and flexible wires up to 4 mm²
acc. to BS 1363-1

Ref.-no.

- ivory **SA 13**

Socket insert, British Standard 546

5 A 250 V ~
2-pole + earth, with enhanced contact protection (shutter)
with screw terminals for rigid and flexible wires up to 4 mm²

Ref.-no.

without switch

3171-5 EINS**Centre plate**

for socket insert ref.-no. 3171-5 EINS

Ref.-no.**Duroplastic (scratch-proof) glossy**

white ■ **A 3171-5 WW PL**
black ■ **A 3171-5 SW PL**

Duroplastic lacquered

aluminium ■ **A 3171-5 AL PL**
champagne ■ **A 3171-5 CH PL**
mocha ■ **A 3171-5 MO PL**

matt lacquered

matt snow white ■ **A 3171-5 WWM PL**
matt graphite black ■ **A 3171-5 SWM PL**

Socket, Swiss system, type 13

10 A 250 V ~, L + N + PE
with screwless terminals for rigid and untreated flexible wires
up to 2.5 mm²
Installation in flush box with dimensions according to
DIN 49073
not suitable for installation in surface caps
(with supporting frame, screw fixing only)

Ref.-no.**Thermoplastic (breakproof) high-gloss**

white ■■ **A 1520-13 BF SEV WW**
black ■■ **A 1520-13 BF SEV SW**

Thermoplastic (breakproof) lacquered

aluminium ■■ **A 1520-13 BF SEV AL**

matt lacquered

matt snow white ■ **A 1520-13 SEV WWM**
matt graphite black ■ **A 1520-13 SEV SWM**

Socket, US NEMA system

15 A, 125 V ~, 5-15R, 2-pole + earth
with screw terminals for rigid and flexible wires up to 4 mm²
acc. to US-NEMA

Ref.-no.**Thermoplastic (breakproof) high-gloss**

white ■ **A 521-15 WW**
black ■ **A 521-15 SW**

Thermoplastic (breakproof) lacquered

aluminium plug socket ■ **A 521-15 AL**
black

matt lacquered

matt snow white ■ **A 521-15 WWM**
matt graphite black ■ **A 521-15 SWM**

Socket, US NEMA system

20 A, 125 V ~, 5-20R, 2-pole + earth
with screw terminals for rigid and flexible wires up to 4 mm²
acc. to US-NEMA

Ref.-no.**Thermoplastic (breakproof) high-gloss**

white ■ **A 521-20 WW**
black ■ **A 521-20 SW**

Thermoplastic (breakproof) lacquered


aluminium plug socket ■ **A 521-20 AL**
black

matt lacquered

matt snow white ■ **A 521-20 WWM**
matt graphite black ■ **A 521-20 SWM**

Socket insert EURO-US

15 A, 125 V ~, 2-pole + earth
with enhanced contact protection (shutter)
with screw terminals for rigid and flexible wires up to 4 mm²
according to Mexican standard NOM
for plug types A, B and C

Ref.-no.**521 ABC EINS****Centre plate**

for socket insert EURO-US, ref.-no.: 521 ABC EINS

Ref.-no.**Thermoplastic (breakproof) high-gloss**

white ■■ **A 521 ABC BF WW PL**
black ■■ **A 521 ABC BF SW PL**

matt lacquered

matt snow white ■ **A 521 ABC BF WWM PL**
matt graphite black ■ **A 521 ABC BF SWM PL**
matt anthracite ■ **A 521 ABC BF ANM PL**

Socket insert, Indian system

16 A 250 V ~
2-pole + earth, with enhanced contact protection (shutter)
with screw terminals for rigid and flexible wires up to 4 mm²
for centre plates ref.-no. .. 521 IN .. PL ..

Ref.-no.

without switch

521 IN-EINS

Centre plate



for socket insert, Indian system, ref.-no. 521 IN-EINS

	Ref.-no.
Duroplastic (scratch-proof) glossy	
white	■ A 521 IN WW PL
black	■ A 521 IN SW PL
Duroplastic lacquered	
aluminium	■ A 521 IN AL PL
champagne	■ A 521 IN CH PL
mocha	■ A 521 IN MO PL
Thermoplastic (breakproof) high-gloss	
white	■ A 521 IN BF WW PL
matt lacquered	
matt anthracite	■ A 521 IN BF ANM PL

Socket insert, Thailand TIS system



16 A, 250 V ~, 2-pole + earth
with enhanced contact protection (shutter)
with screw terminals for rigid and flexible wires up to 4 mm²
according to Thai standard TIS 166-2549
for plug types A, B and O

	Ref.-no.
	521 BC EINS

Centre plate



for socket insert, Thailand TIS system, ref.-no. 521 BC EINS

	Ref.-no.
Thermoplastic (breakproof) high-gloss	
white	■ ■ A 521 BC BF WW PL
black	■ ■ A 521 BC BF SW PL
matt lacquered	
matt snow white	■ A 521 BC BF WWM PL
matt graphite black	■ A 521 BC BF SWM PL

Switched cable unit with fuse



2-pole, 13 A 250 V ~
with indicator light
with screw terminals for rigid and flexible wires up to 4 mm²

	Ref.-no.
	3190 CU KO EINS

Centre plate



for switched cable unit ref.-no. 3190 CU KO EINS

	Ref.-no.
Thermoplastic (breakproof) high-gloss	
white	■ A 3190 CU KO WW PL
black	■ A 3190 CU KO SW PL
Thermoplastic (breakproof) lacquered	
aluminium	■ A 3190 CU KO AL PL
champagne	■ A 3190 CU KO CH PL
mocha	■ A 3190 CU KO MO PL
matt lacquered	
matt anthracite	■ A 3190 CU KO ANM PL

RCD (residual current device) 16 A / 250 V ~



according to DIN EN 61008-1 (VDE 0664-10) and
DIN EN 61008-2-1 (VDE 0664-11)
Rated residual current: 30 mA
with screwless terminals for rigid wires up to 2.5 mm²
not suitable for installation in surface caps

	Ref.-no.
Thermoplastic (breakproof) high-gloss	
white	A 5530 FIB WW
black	A 5530 FIB SW
Thermoplastic (breakproof) lacquered	
aluminium	A 5530 FIB AL

Centre plate with knob



for rotary dimmer ref.-no.: 1730 DD, 1731 DD, 211 GDE
for satellite dimmer ref.-no.: 1733 DNE
for rotary controller 1-10 V ref.-no.: 240-10
for DALI rotary controllers ref.-no.: 1740 DSTE, 1741 DSTE,
1745 DSTE, 1746 DSTE
for speed regulator ref.-no.: 1735 DS

	Ref.-no.
Duroplastic (scratch-proof) glossy	
white	■ A 1740 WW
black	■ A 1740 SW
Duroplastic lacquered	
aluminium	■ ■ A 1740 AL
champagne	■ A 1740 CH
mocha	■ A 1740 MO
Thermoplastic (breakproof) high-gloss	
white	■ ■ A 1740 BF WW
black	■ ■ A 1740 BF SW
matt lacquered	
matt snow white	■ A 1740 BF WWM
matt graphite black	■ A 1740 BF SWM
matt anthracite	■ A 1740 BF ANM

JUNG HOME push-button 1-gang

for inserts "blinds" ref.-no.: 1730 JE and 1731 JE
for inserts "light" ref.-no.: 1701 SE, 1701 PSE, 1704 ESE,
1702 SE, 1710 DE, 1711 DE, 1712 DE, 1713 DSTE, 1723 NE

A labelling request in the GRAPHIC TOOL must be submitted together with the order: jung.group/gt
Subsequent labelling of the buttons is not possible.

JUNG HOME push-button 2-gang with arrow symbols

for inserts "blinds" ref.-no.: 1730 JE and 1731 JE
for inserts "light" ref.-no.: 1701 SE, 1701 PSE, 1704 ESE,
1702 SE, 1710 DE, 1711 DE, 1712 DE, 1713 DSTE, 1723 NE

	Ref.-no.
Duroplastic (scratch-proof) glossy	
white	■ BT A 17101 WW
black	■ BT A 17101 SW
Duroplastic lacquered	
aluminium	■ BT A 17101 AL
champagne	■ BT A 17101 CH
mocha	■ BT A 17101 MO
Thermoplastic (breakproof) high-gloss	
white	■ ■ BT A 17101 BF WW
black	■ ■ BT A 17101 BF SW
matt lacquered	
matt snow white	■ BT A 17101 WWM
matt graphite black	■ BT A 17101 SWM
matt anthracite	■ BT A 17101 BF ANM

	Ref.-no.
Duroplastic (scratch-proof) glossy	
white	BT A 17102 P WW
black	BT A 17102 P SW
Duroplastic lacquered	
aluminium	BT A 17102 P AL
champagne	BT A 17102 P CH
mocha	BT A 17102 P MO
Thermoplastic (breakproof) high-gloss	
white	BT A 17102 BF P WW
black	BT A 17102 BF P SW
matt lacquered	
matt snow white	BT A 17102 P WWM
matt graphite black	BT A 17102 P SWM
matt anthracite	BT A 17102 BF P ANM

JUNG HOME push-button 1-gang with arrow symbols

for inserts "blinds" ref.-no.: 1730 JE and 1731 JE
for inserts "light" ref.-no.: 1701 SE, 1701 PSE, 1704 ESE,
1702 SE, 1710 DE, 1711 DE, 1712 DE, 1713 DSTE, 1723 NE

	Ref.-no.
Duroplastic (scratch-proof) glossy	
white	BT A 17101 P WW
black	BT A 17101 P SW
Duroplastic lacquered	
aluminium	BT A 17101 P AL
champagne	BT A 17101 P CH
mocha	BT A 17101 P MO
Thermoplastic (breakproof) high-gloss	
white	BT A 17101 BF P WW
black	BT A 17101 BF P SW
matt lacquered	
matt snow white	BT A 17101 P WWM
matt graphite black	BT A 17101 P SWM
matt anthracite	BT A 17101 BF P ANM

eNet push-button standard 1-gang

for inserts "blinds" ref.-no.: 1730 JE and 1731 JE
for inserts "light" ref.-no.: 1701 SE, 1701 PSE, 1704 ESE,
1702 SE, 1710 DE, 1711 DE, 1713 DSTE, 1723 NE

A labelling request in the GRAPHIC TOOL must be submitted together with the order: jung.group/gt
Subsequent labelling of the buttons is not possible.

	Ref.-no.
Duroplastic (scratch-proof) glossy	
white	■ FM A 1700 WW
black	■ FM A 1700 SW
Duroplastic lacquered	
aluminium	■ FM A 1700 AL
champagne	■ FM A 1700 CH
mocha	■ FM A 1700 MO
Thermoplastic (breakproof) high-gloss	
white	■ ■ FM A 1700 BF WW
black	■ ■ FM A 1700 BF SW
matt lacquered	
matt snow white	■ FM A 1700 BF WWM
matt graphite black	■ FM A 1700 BF SWM
matt anthracite	■ FM A 1700 BF ANM

JUNG HOME push-button 2-gang

for inserts "blinds" ref.-no.: 1730 JE and 1731 JE
for inserts "light" ref.-no.: 1701 SE, 1701 PSE, 1704 ESE,
1702 SE, 1710 DE, 1711 DE, 1712 DE, 1713 DSTE, 1723 NE

A labelling request in the GRAPHIC TOOL must be submitted together with the order: jung.group/gt
Subsequent labelling of the buttons is not possible.

	Ref.-no.
Duroplastic (scratch-proof) glossy	
white	■ BT A 17102 WW
black	■ BT A 17102 SW
Duroplastic lacquered	
aluminium	■ BT A 17102 AL
champagne	■ BT A 17102 CH
mocha	■ BT A 17102 MO
Thermoplastic (breakproof) high-gloss	
white	■ ■ BT A 17102 BF WW
black	■ ■ BT A 17102 BF SW
matt lacquered	
matt snow white	■ BT A 17102 WWM
matt graphite black	■ BT A 17102 SWM
matt anthracite	■ BT A 17102 BF ANM

eNet push-button standard 1-gang with arrow symbols

for inserts "blinds" ref.-no.: 1730 JE and 1731 JE
for inserts "light" ref.-no.: 1701 SE, 1701 PSE, 1704 ESE,
1702 SE, 1710 DE, 1711 DE, 1713 DSTE, 1723 NE

	Ref.-no.
Duroplastic (scratch-proof) glossy	
white	FM A 1700 P WW
black	FM A 1700 P SW
Duroplastic lacquered	
aluminium	FM A 1700 P AL
champagne	FM A 1700 P CH
mocha	FM A 1700 P MO
Thermoplastic (breakproof) high-gloss	
white	FM A 1700 BFP WW
black	FM A 1700 BFP SW
matt lacquered	
matt snow white	FM A 1700 BFP WWM
matt graphite black	FM A 1700 BFP SWM
matt anthracite	FM A 1700 BFP ANM

eNet push-button universal 1-gang



for inserts "blinds" ref.-no.: 1730 JE and 1731 JE
for inserts "light" ref.-no.: 1701 SE, 1701 PSE, 1704 ESE, 1702 SE, 1710 DE, 1711 DE, 1713 DSTE, 1723 NE

A labelling request in the GRAPHIC TOOL must be submitted together with the order: jung.group/gt
Subsequent labelling of the buttons is not possible.

	Ref.-no.
Duroplastic (scratch-proof) glossy	
white	■ FM A 1701 WW
black	■ FM A 1701 SW
Duroplastic lacquered	
aluminium	■ FM A 1701 AL
champagne	■ FM A 1701 CH
mocha	■ FM A 1701 MO
Thermoplastic (breakproof) high-gloss	
white	■ ■ FM A 1701 BF WW
black	■ ■ FM A 1701 BF SW
matt lacquered	
matt snow white	■ FM A 1701 BF WWM
matt graphite black	■ FM A 1701 BF SWM
matt anthracite	■ FM A 1701 BF ANM

LB Management push-button 1-gang with arrow symbols



for inserts "blinds" ref.-no.: 1730 JE and 1731 JE
for inserts "light" ref.-no.: 1701 SE, 1701 PSE, 1704 ESE, 1702 SE, 1710 DE, 1711 DE, 1713 DSTE, 1720 NE, 1723 NE, 1708 IE

	Ref.-no.
Duroplastic (scratch-proof) glossy	
white	■ A 1700 P WW
black	■ A 1700 P SW
Duroplastic lacquered	
aluminium	■ A 1700 P AL
champagne	■ A 1700 P CH
mocha	■ A 1700 P MO
Thermoplastic (breakproof) high-gloss	
white	■ ■ A 1700 BFP WW
black	■ ■ A 1700 BFP SW
matt lacquered	
matt snow white	■ A 1700 BFP WWM
matt graphite black	■ A 1700 BFP SWM
matt anthracite	■ A 1700 BFP ANM

eNet push-button universal 1-gang with arrow symbols



for inserts "blinds" ref.-no.: 1730 JE and 1731 JE
for inserts "light" ref.-no.: 1701 SE, 1701 PSE, 1704 ESE, 1702 SE, 1710 DE, 1711 DE, 1713 DSTE, 1723 NE

	Ref.-no.
Duroplastic (scratch-proof) glossy	
white	■ FM A 1701 P WW
black	■ FM A 1701 P SW
Duroplastic lacquered	
aluminium	■ FM A 1701 P AL
champagne	■ FM A 1701 P CH
mocha	■ FM A 1701 P MO
Thermoplastic (breakproof) high-gloss	
white	■ ■ FM A 1701 BFP WW
black	■ ■ FM A 1701 BFP SW
matt lacquered	
matt snow white	■ FM A 1701 BFP WWM
matt graphite black	■ FM A 1701 BFP SWM
matt anthracite	■ FM A 1701 BFP ANM

LB Management push-button 2-gang



for inserts "light" ref.-no.: 1702 SE, 1712 DE, 1713 DSTE, 1723 NE

A labelling request in the GRAPHIC TOOL must be submitted together with the order: jung.group/gt
Subsequent labelling of the buttons is not possible.

	Ref.-no.
Duroplastic (scratch-proof) glossy	
white	■ A 1702 WW
black	■ A 1702 SW
Duroplastic lacquered	
aluminium	■ A 1702 AL
champagne	■ A 1702 CH
mocha	■ A 1702 MO
Thermoplastic (breakproof) high-gloss	
white	■ ■ A 1702 BF WW
black	■ ■ A 1702 BF SW
matt lacquered	
matt snow white	■ A 1702 BF WWM
matt graphite black	■ A 1702 BF SWM
matt anthracite	■ A 1702 BF ANM

LB Management push-button 1-gang



for inserts "blinds" ref.-no.: 1730 JE and 1731 JE
for inserts "light" ref.-no.: 1701 SE, 1701 PSE, 1704 ESE, 1702 SE, 1710 DE, 1711 DE, 1713 DSTE, 1720 NE, 1723 NE, 1708 IE

A labelling request in the GRAPHIC TOOL must be submitted together with the order: jung.group/gt
Subsequent labelling of the buttons is not possible.

	Ref.-no.
Duroplastic (scratch-proof) glossy	
white	■ A 1700 WW
black	■ A 1700 SW
Duroplastic lacquered	
aluminium	■ A 1700 AL
champagne	■ A 1700 CH
mocha	■ A 1700 MO
Thermoplastic (breakproof) high-gloss	
white	■ ■ A 1700 BF WW
black	■ ■ A 1700 BF SW
matt lacquered	
matt snow white	■ A 1700 BF WWM
matt graphite black	■ A 1700 BF SWM
matt anthracite	■ A 1700 BF ANM

LB Management timer display



for inserts "blinds" ref.-no.: 1730 JE and 1731 JE
for inserts "light" ref.-no.: 1701 SE, 1701 PSE, 1704 ESE, 1702 SE, 1710 DE, 1711 DE, 1713 DSTE, 1723 NE

	Ref.-no.
white	■ A 1750 D WW
black	■ A 1750 D SW

1-gang rocker with lens

for JUNG HOME push-button 1-gang, battery-powered,
ref.-no.: BT A 1001

2-gang rocker with lens and arrow symbols

for JUNG HOME push-button 2-gang, battery-powered,
ref.-no.: BT A 1002

	Ref.-no.
Duroplastic (scratch-proof) glossy	
white	■ A 101 KO5 WW
black	■ A 101 KO5 SW
Duroplastic lacquered	
aluminium	■ ■ A 101 KO5 AL
champagne	■ A 101 KO5 CH
mocha	■ A 101 KO5 MO
Thermoplastic (breakproof) high-gloss	
white	■ ■ A 101 KO5 BF WW
black	■ ■ A 101 KO5 BF SW
matt lacquered	
matt snow white	■ A 101 KO5 BF WWM
matt graphite black	■ A 101 KO5 BF SWM
matt anthracite	■ A 101 KO5 BF ANM

	Ref.-no.
Duroplastic (scratch-proof) glossy	
white	A 102 KO5P WW
black	A 102 KO5P SW
Duroplastic lacquered	
aluminium	A 102 KO5P AL
champagne	A 102 KO5P CH
mocha	A 102 KO5P MO
Thermoplastic (breakproof) high-gloss	
white	A 102 KO5P BF WW
black	A 102 KO5P BF SW
matt lacquered	
matt snow white	A 102 KO5P BF WWM
matt graphite black	A 102 KO5P BF SWM
matt anthracite	A 102 KO5P BF ANM

1-gang rocker with lens and arrow symbols

for JUNG HOME push-button 1-gang, battery-powered,
ref.-no.: BT A 1001

JUNG HOME motion detector 1.1 m

for inserts "light" ref.-no.: 1701 SE, 1701 PSE, 1704 ESE,
1702 SE, 1710 DE, 1711 DE, 1712 DE, 1713 DSTE, 1723 NE

	Ref.-no.
Duroplastic (scratch-proof) glossy	
white	A 101 KO5P WW
black	A 101 KO5P SW
Duroplastic lacquered	
aluminium	A 101 KO5P AL
champagne	A 101 KO5P CH
mocha	A 101 KO5P MO
Thermoplastic (breakproof) high-gloss	
white	A 101 KO5P BF WW
black	A 101 KO5P BF SW
matt lacquered	
matt snow white	A 101 KO5P BF WWM
matt graphite black	A 101 KO5P BF SWM
matt anthracite	A 101 KO5P BF ANM

	Ref.-no.
Thermoplastic (breakproof) high-gloss	
white	BT A 17181 WW
black	BT A 17181 SW
Thermoplastic (breakproof) lacquered	
aluminium	BT A 17181 AL
champagne	BT A 17181 CH
mocha	BT A 17181 MO
matt lacquered	
matt snow white	BT A 17181 WWM
matt graphite black	BT A 17181 SWM
matt anthracite	BT A 17181 ANM

2-gang rocker with lens

for JUNG HOME push-button 2-gang, battery-powered,
ref.-no.: BT A 1002

JUNG HOME motion detector 1.1 m

for inserts "light" ref.-no.: 1701 SE, 1701 PSE, 1704 ESE,
1702 SE, 1710 DE, 1711 DE, 1712 DE, 1713 DSTE, 1723 NE
IP44 suitable only for interiors

	Ref.-no.
Duroplastic (scratch-proof) glossy	
white	■ A 102 KO5 WW
black	■ A 102 KO5 SW
Duroplastic lacquered	
aluminium	■ ■ A 102 KO5 AL
champagne	■ A 102 KO5 CH
mocha	■ A 102 KO5 MO
Thermoplastic (breakproof) high-gloss	
white	■ ■ A 102 KO5 BF WW
black	■ ■ A 102 KO5 BF SW
matt lacquered	
matt snow white	■ A 102 KO5 BF WWM
matt graphite black	■ A 102 KO5 BF SWM
matt anthracite	■ A 102 KO5 BF ANM

	Ref.-no.
Thermoplastic (breakproof) high-gloss	
white	■ BT A 17181 WU WW
black	■ BT A 17181 WU SW
Thermoplastic (breakproof) lacquered	
aluminium	■ BT A 17181 WU AL
champagne	■ BT A 17181 WU CH
mocha	■ BT A 17181 WU MO
matt lacquered	
matt snow white	■ BT A 17181 WU WWM
matt graphite black	■ BT A 17181 WU SWM
matt anthracite	■ BT A 17181 WU ANM

JUNG HOME motion detector 2.2 m

for inserts "light" ref.-no.: 1701 SE, 1701 PSE, 1704 ESE, 1702 SE, 1710 DE, 1711 DE, 1712 DE, 1713 DSTE, 1723 NE
Degree of protection IP44 is ensured with sealing kit ref.-no. AS A 50 DS and "IP44 frame" of the respective design range.

IP44 suitable for installation in interiors and exteriors

Ref.-no.**Thermoplastic (breakproof) high-gloss**

white **BT A 17182 WW**
black **BT A 17182 SW**

Thermoplastic (breakproof) lacquered

aluminium **BT A 17182 AL**
champagne **BT A 17182 CH**
mocha **BT A 17182 MO**

matt lacquered

matt snow white **BT A 17182 WWM**
matt graphite black **BT A 17182 SWM**
matt anthracite **BT A 17182 ANM**

LB Management motion detector 1.1 m**Sensitivity and brightness threshold adjustable**

for inserts "light" ref.-no.: 1701 SE, 1701 PSE, 1704 ESE, 1702 SE, 1710 DE, 1711 DE, 1713 DSTE, 1723 NE, 1708 IE
IP44 suitable only for interiors

Ref.-no.**Thermoplastic (breakproof) high-gloss**

white **A 17180 WU WW**
black **A 17180 WU SW**

Thermoplastic (breakproof) lacquered

aluminium **A 17180 WU AL**
champagne **A 17180 WU CH**
mocha **A 17180 WU MO**

matt lacquered

matt snow white **A 17180 WU WWM**
matt graphite black **A 17180 WU SWM**
matt anthracite **A 17180 WU ANM**

LB Management motion detector 1.1 m**Sensitivity and brightness threshold adjustable**

for inserts "light" ref.-no.: 1701 SE, 1701 PSE, 1704 ESE, 1702 SE, 1710 DE, 1711 DE, 1713 DSTE, 1723 NE, 1708 IE

Ref.-no.**Thermoplastic (breakproof) high-gloss**

white **A 17180 WW**
black **A 17180 SW**

Thermoplastic (breakproof) lacquered

aluminium **A 17180 AL**
champagne **A 17180 CH**
mocha **A 17180 MO**

matt lacquered

matt snow white **A 17180 WWM**
matt graphite black **A 17180 SWM**
matt anthracite **A 17180 ANM**

LB Management motion detector 2.2 m**Sensitivity and brightness threshold adjustable**

for inserts "light" ref.-no.: 1701 SE, 1701 PSE, 1704 ESE, 1702 SE, 1710 DE, 1711 DE, 1713 DSTE, 1723 NE, 1708 IE
Degree of protection IP44 is ensured with sealing kit ref.-no. AS A 50 DS and "IP44 frame" of the respective design range.

IP44 suitable only for interiors

Ref.-no.**Thermoplastic (breakproof) high-gloss**

white **A 17280 WW**
black **A 17280 SW**

Thermoplastic (breakproof) lacquered

aluminium **A 17280 AL**
champagne **A 17280 CH**
mocha **A 17280 MO**

matt lacquered

matt snow white **A 17280 WWM**
matt graphite black **A 17280 SWM**
matt anthracite **A 17280 ANM**

LB Management motion detector 1.1 m**Run-on time and brightness threshold adjustable**

for inserts "light" ref.-no.: 1701 SE, 1701 PSE, 1704 ESE, 1702 SE, 1710 DE, 1711 DE, 1713 DSTE, 1723 NE, 1708 IE

Ref.-no.**Thermoplastic (breakproof) high-gloss**

white **A 17182 WW**
black **A 17182 SW**

Thermoplastic (breakproof) lacquered

aluminium **A 17182 AL**
champagne **A 17182 CH**
mocha **A 17182 MO**

matt lacquered

matt snow white **A 17182 WWM**
matt graphite black **A 17182 SWM**
matt anthracite **A 17182 ANM**

Sealing kit for motion detector 2.2 m

for motion detector 2.2 m of the AS / A ranges

Ref.-no.

AS A 50 DS

Awning control, AeroTec 04**Ref.-no.****Thermoplastic (breakproof) high-gloss**

white **AT 04 WW**

Intermediate frame



for AS and A ranges
to install the "AeroTec 04" awning control from elero

	Ref.-no.
white	A AT 581 Z WW

Centre plate



for room thermostats ref.-no.: RTR 230, RTR 231, RTR 241
for floor thermostat ref.-no.: FTR 231

	Ref.-no.
Thermoplastic (breakproof) high-gloss	
white	A 1749 BF WW
black	A 1749 BF SW
Thermoplastic (breakproof) lacquered	
aluminium	A 1749 BF AL
champagne	A 1749 BF CH
mocha	A 1749 BF MO
matt lacquered	
matt snow white	A 1749 BF WWM
matt graphite black	A 1749 BF SWM
matt anthracite	A 1749 BF ANM

JUNG HOME room thermostat display



for room thermostat insert ref.-no.: 1790 RTR
for switch inserts ref.-no.: 1701 SE, 1701 PSE, 1704 ESE

	Ref.-no.
white	BT A 1791 WW
black	BT A 1791 SW

LB Management room thermostat set



consists of room thermostat insert (ref.-no.: 1790 RTR) and display (ref.-no.: .. 1790 D ..)

	Ref.-no.
white	TR D A 1790 WW
black	TR D A 1790 SW

LB Management room thermostat displays see page 138

External temperature sensor



for room thermostat ref.-no. 1790 RTR, TR D .. 1790 ..
The sensor cable can be connected using a bifilar cable of 1.5 mm² in diameter that is suitable for mains voltage. When installed in a cable duct or near high voltage current cables, a shielded cable must be used.

Ref.-no.
■ FF NTC

Temperature controller fan coil, 2-pipe



	Ref.-no.
white	TRD A 523028 WW
black	TRD A 523028 SW

Temperature controller fan coil, 4-pipe



	Ref.-no.
white	TRD A 523048 WW
black	TRD A 523048 SW


Friends of Hue radio transmitter



4-channel
max. 4 light scenes
including mounting plate, adhesive film and fastening screw

	Ref.-no.
Thermoplastic (breakproof) high-gloss	
ivory	■ ■ FOH A 595
white	■ ■ FOH A 595 WW
black	■ ■ FOH A 595 SW
Thermoplastic (breakproof) lacquered	
aluminium	■ ■ FOH A 595 AL
matt lacquered	
matt snow white	■ ■ FOH A 595 WWM
matt graphite black	■ ■ FOH A 595 SWM
matt anthracite	■ ■ FOH A 595 ANM

Friends of Hue radio transmitter set



4-channel
max. 4 light scenes
including mounting plate, adhesive film and fastening screw
including A 550 frame ref.: A 5581 BF WW

	Ref.-no.
Thermoplastic (breakproof) high-gloss	
white	■ ■ FOHS A 550 595 WW

Bluetooth® Low Energy radio transmitter



2-channel
including mounting plate, adhesive film and fastening screw

Ref.-no.

Thermoplastic (breakproof) high-gloss

- ivory ■■ **BLE A 590**
- white ■■ **BLE A 590 WW**
- black ■■ **BLE A 590 SW**

Thermoplastic (breakproof) lacquered

- aluminium ■■ **BLE A 590 AL**
- matt lacquered**
- matt snow white ■ **BLE A 590 WWM**
- matt graphite black ■ **BLE A 590 SWM**
- matt anthracite ■ **BLE A 590 ANM**

Bluetooth® Low Energy radio transmitter



4-channel
including mounting plate, adhesive film and fastening screw

Ref.-no.

Thermoplastic (breakproof) high-gloss

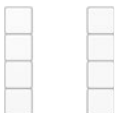
- ivory ■■ **BLE A 595**
- white ■■ **BLE A 595 WW**
- black ■■ **BLE A 595 SW**

Thermoplastic (breakproof) lacquered

- aluminium ■■ **BLE A 595 AL**
- matt lacquered**
- matt snow white ■ **BLE A 595 WWM**
- matt graphite black ■ **BLE A 595 SWM**
- matt anthracite ■ **BLE A 595 ANM**



Cover kits F 40 see page 382



Cover kits F 50 see page 395

Centre plate



(with supporting frame, screw fixing only)
for 2 circular electrical connectors up to 18.5 mm Ø or with flange fixing 22.5 mm hole spacing
In connection with mounting plate ref.-no. 63 WBT (not included) for loudspeaker terminal ref.-no. LPK 63 RT/SW and RCA socket ref.-no. CIB 63.

Second hole can be broken out.

Ref.-no.

Duroplastic (scratch-proof) glossy

- white ■ **A 562 WW**
- black ■ **A 562 SW**

Centre plate



(with supporting frame, screw fixing only)
for 1 circular electrical connector up to 18.5 mm Ø or with flange fixing 22.5 mm hole spacing
In connection with mounting plate ref.-no. 63 WBT (not included) for loudspeaker terminal ref.-no. LPK 63 RT/SW and RCA socket ref.-no. CIB 63.

Ref.-no.

Duroplastic lacquered

- aluminium ■■ **A 562 AL**
- champagne ■ **A 562 CH**
- mocha ■ **A 562 MO**

Thermoplastic (breakproof) high-gloss

- white ■■ **A 562-1 BF WW**
- black ■■ **A 562-1 BF SW**
- matt lacquered**
- matt anthracite ■ **A 562-1 BF ANM**

Centre plate



(with supporting frame, screw fixing only)
for 2 circular electrical connectors up to 18.5 mm Ø or with flange fixing 22.5 mm hole spacing
In connection with mounting plate ref.-no. 63 WBT (not included) for loudspeaker terminal ref.-no. LPK 63 RT/SW and RCA socket ref.-no. CIB 63.

Ref.-no.


Duroplastic lacquered

- aluminium ■■ **A 562-2 AL**
- champagne ■ **A 562-2 CH**
- mocha ■ **A 562-2 MO**

Thermoplastic (breakproof) high-gloss

- white ■■ **A 562-2 BF WW**
- black ■■ **A 562-2 BF SW**
- matt lacquered**
- matt anthracite ■ **A 562-2 BF ANM**

Centre plate



(with supporting frame, screw fixing only)
for loudspeaker socket ref.-no.: PB 4
for XLR connector ref.-no.: CXLR-S, CXLR-D
for XLR connector Neutrik D / DL / DLX Series
internal dimensions (W x H): 27.5 x 32.5 mm

Ref.-no.

Thermoplastic (breakproof) high-gloss

- white ■■ **A 568-1 BF WW**
- black ■■ **A 568-1 BF SW**
- matt lacquered**
- matt anthracite ■ **A 568-1 BF ANM**

Centre plate for XLR connector (P Series)



(with supporting frame, screw fixing only)
e.g. Binder, Cannon, Neutrik (P Series)
internal dimensions (W x H): 27.5 x 37 mm

Ref.-no.

Thermoplastic (breakproof) high-gloss

- white ■■ **A 568 BF WW**
- black ■■ **A 568 BF SW**
- matt lacquered**
- matt anthracite ■ **A 568 BF ANM**

Centre plate



for extended broadband outlet ref.-no.: BSD 21-01, BSD 21-10
for antenna outlet sockets acc. to DIN 45330

	Ref.-no.
Duroplastic (scratch-proof) glossy	
white	■ A 561 PLTV WW
black	■ A 561 PLTV SW
Duroplastic lacquered	
aluminium	■ ■ A 561 PLTV AL
champagne	■ A 561 PLTV CH
mocha	■ A 561 PLTV MO
Thermoplastic (breakproof) high-gloss	
white	■ ■ A 561 BFPLTV WW
black	■ ■ A 561 BFPLTV SW
matt lacquered	
matt snow white	■ A 561 BFPLTV WWM
matt graphite black	■ A 561 BFPLTV SWM
matt anthracite	■ A 561 BFPLTV ANM

Centre plate



for SAT-TV-FM outlets ref.-no.: SSD 5-00, SSD 5-10
for standard SAT-TV-FM sockets

	Ref.-no.
Duroplastic (scratch-proof) glossy	
white	■ A 561 PLSAT WW
black	■ A 561 PLSAT SW
Duroplastic lacquered	
aluminium	■ ■ A 561 PLSAT AL
champagne	■ A 561 PLSAT CH
mocha	■ A 561 PLSAT MO
Thermoplastic (breakproof) high-gloss	
white	■ ■ A 561 BFPLSAT WW
black	■ ■ A 561 BFPLSAT SW
matt lacquered	
matt snow white	■ A 561 BFPLSAT WWM
matt graphite black	■ A 561 BFPLSAT SWM
matt anthracite	■ A 561 BFPLSAT ANM

Smart TV socket



(with supporting frame, screw fixing only)
cover with snap-on fixing shutter with spring including universal modular jack socket ref.-no.: UMA-CAT6A-25 and IEC plug module for antenna cables

	Ref.-no.
Thermoplastic (breakproof) high-gloss	
white	■ MMD A 4521 WW

Technical data

Specification IEC plug module	
External connection:	IEC male, IEC 60169-2
Internal connection:	F female, IEC 60169-24
Impedance:	75 Ohm
Frequency range:	5 ... 2,400 MHz
Attenuation:	0.0 dB
Installation depth not considering cables	
Universal modular jack socket:	28 mm
IEC plug module:	30 mm
Use right angle plug.	
Consider bending radius. Ensure sufficient installation space.	

Triple-tone door signal



(with supporting frame, screw fixing only)

2 separate terminals for 2 or 3 tone signal
power supply: 8 ... 12 V AC or 8 ... 24 V DC, via external power supply (SELV) e.g. ref.-no. NT 2405 VDC or NT 2415 REG VDC
current consumption: approx. 150 mA

	Ref.-no.
Thermoplastic (breakproof) high-gloss	
white	■ A 567-G3 WW
black	■ A 567-G3 SW
Thermoplastic (breakproof) lacquered	
aluminium	■ ■ A 567-G3 AL
champagne	■ A 567-G3 CH
mocha	■ A 567-G3 MO
matt lacquered	
matt snow white	■ A 567-G3 WWM
matt graphite black	■ A 567-G3 SWM
matt anthracite	■ A 567-G3 ANM

Cable outlet



(with supporting frame, screw fixing only)
opening for cables with max. 8 mm Ø

	Ref.-no.
Duroplastic (scratch-proof) glossy	
white	■ A 590 A WW
black	■ A 590 A SW
Duroplastic lacquered	
aluminium	■ ■ A 590 A AL
champagne	■ A 590 A CH
mocha	■ A 590 A MO
Thermoplastic (breakproof) high-gloss	
white	■ ■ A 590 BFA WW
black	■ ■ A 590 BFA SW
matt lacquered	
matt snow white	■ A 590 BFA WWM
matt graphite black	■ A 590 BFA SWM
matt anthracite	■ A 590 BFA ANM

Centre plate



for 1-gang modular jack sockets
IAE/UAE sockets ref.-no.: UAE 8 UPO
for sockets Cat. 6 ref.-no.: UAE 8 UPOK6

Suitable inserts:
Rutenbeck: UAE 8(4) UPO, UAE 8(8) UPO, UAE-Cat.5e-8 UPO OK, UAE-real.Cat.6-8 UPO OK
Telegärtner: AMJ 45, UMJ 45 and ISDN 1 x RJ 45 (TYP 8)

	Ref.-no.
Duroplastic (scratch-proof) glossy	
white	■ A 569-1 PLUA WW
black	■ A 569-1 PLUA SW
Duroplastic lacquered	
aluminium	■ ■ A 569-1 PLUA AL
champagne	■ A 569-1 PLUA CH
mocha	■ A 569-1 PLUA MO
Thermoplastic (breakproof) high-gloss	
white	■ ■ A 569-1 BFPLUA WW
black	■ ■ A 569-1 BFPLUA SW
matt lacquered	
matt snow white	■ A 569-1 BFPLUA WWM
matt graphite black	■ A 569-1 BFPLUA SWM
matt anthracite	■ A 569-1 BFPLUA ANM

Centre plate



with inscription field 6 x 46 mm
for 1-gang modular jack sockets
IAE/UAE sockets ref.-no.: UAE 8 UPO
for sockets Cat. 6 ref.-no.: UAE 8 UPOK6

Suitable inserts:
Rutenbeck: UAE 8(4) UPO, UAE 8(8) UPO, UAE-
Cat.5e-8 UPO OK, UAE-real.Cat.6-8 UPO OK

Telegärtner: AMJ 45, UMJ 45 and ISDN 1 x RJ 45 (TYP 8)

Spare part:

Transparent cover with paper inlay ref.-no.: A 20 NA

Ref.-no.

Thermoplastic (breakproof) high-gloss

white ■■ A 569-1 NA PLUA WW
black ■■ A 569-1 NA PLUA SW

Thermoplastic (breakproof) lacquered

aluminium ■■ A 569-1 NA PLUA AL
matt lacquered
matt snow white ■ A 569-1 NA PLUA WWM
matt graphite black ■ A 569-1 NA PLUA SWM
matt anthracite ■ A 569-1 NA PLUA ANM

Centre plate



for 2-gang modular jack sockets
IAE/UAE sockets ref.-no.: UAE 2 x 8 UPO, UAE 8-8 UPO
for sockets Cat. 6 ref.-no.: UAE 8-8 UPOK6

Suitable inserts:
METZ CONNECT (BTR): 1307441001-i or 1307441200-i;
E-Dat design 8/8(8), Class E
Rutenbeck: UAE 8/8 (8/8) UPO, UAE 2x8 (8) UPO,

UAE-Cat.5e-8/8 UPO OK, UAE-real.Cat.6-8/8 UPO OK

Telegärtner: AMJ 45, UMJ 45 and ISDN 2 x RJ 45 (TYP 8/8)

Ref.-no.

Thermoplastic (breakproof) high-gloss

white ■■ A 569-2 BFPLUA WW
black ■■ A 569-2 BFPLUA SW

Thermoplastic (breakproof) lacquered

aluminium ■■ A 569-2 BFPLUA AL
champagne ■ A 569-2 BFPLUA CH
mocha ■ A 569-2 BFPLUA MO
matt lacquered
matt snow white ■ A 569-2 BFPLUA WWM
matt graphite black ■ A 569-2 BFPLUA SWM
matt anthracite ■ A 569-2 BFPLUA ANM

Centre plate



with inscription field 6 x 46 mm
for 2-gang modular jack sockets
IAE/UAE sockets ref.-no.: UAE 2 x 8 UPO, UAE 8-8 UPO
for sockets Cat. 6 ref.-no.: UAE 8-8 UPOK6

Suitable inserts:
METZ CONNECT (BTR): 1307441001-i or 1307441200-i;
E-Dat design 8/8(8), Class E

Rutenbeck: UAE 8/8 (8/8) UPO, UAE 2x8 (8) UPO, UAE-Cat.5e-8/8 UPO OK,
UAE-real.Cat.6-8/8 UPO OK

Telegärtner: AMJ 45, UMJ 45 and ISDN 2 x RJ 45 (TYP 8/8)

Spare part:

Transparent cover with paper inlay ref.-no.: A 20 NA

Ref.-no.


Thermoplastic (breakproof) high-gloss

white ■■ A 569-2 NA PLUA WW
black ■■ A 569-2 NA PLUA SW

Thermoplastic (breakproof) lacquered

aluminium ■■ A 569-2 NA PLUA AL
matt lacquered
matt snow white ■ A 569-2 NA PLUA WWM
matt graphite black ■ A 569-2 NA PLUA SWM
matt anthracite ■ A 569-2 NA PLUA ANM

Centre plate (snap-on fixing)



(with supporting frame, screw fixing only)
shutter with spring
inner dimensions of Keystone mount 15,3 x 19,3 mm
for universal modular jack socket ref.-no.: UMA-CAT6A-25
for 1 socket

Ref.-no.

Thermoplastic (breakproof) high-gloss

white ■■ A 1569-1 WE WW
black ■■ A 1569-1 WE SW

Thermoplastic (breakproof) lacquered

aluminium ■■ A 1569-1 WE AL
champagne ■ A 1569-1 WE CH
mocha ■ A 1569-1 WE MO

matt lacquered

matt snow white ■ A 1569-1 WE WWM
matt graphite black ■ A 1569-1 WE SWM
matt anthracite ■ A 1569-1 WE ANM



for 2 sockets

for modular jack sockets

RADIALL:

modular jack unshielded 6P6C, RJ 12, Cat. 4 (ref.-no. R280MOD804)
modular jack unshielded 8P8C, RJ 45, Cat. 4 (ref.-no. R280MOD805)
modular jack unshielded 8P8C, RJ 45, Cat. 5e (ref.-no. R280MOD807)

Panduit:

keystone jack KJ 88..
keystone jack KJ 588..

Assmann:

module DN-93612 Cat. 6A, shielded, Keystone
module DN-93614

SCHRACK

HSPMRJ6G1A, HSEMRJ6GBA, HSEMRJ6GBS, HSEMRJ6GWA, HSEMRJ6GWS,
HSEMRJ6UWS

Ref.-no.

Thermoplastic (breakproof) high-gloss

white ■■ A 1569-2 WE WW
black ■■ A 1569-2 WE SW

Thermoplastic (breakproof) lacquered

aluminium ■■ A 1569-2 WE AL
champagne ■ A 1569-2 WE CH
mocha ■ A 1569-2 WE MO

matt lacquered

matt snow white ■ A 1569-2 WE WWM
matt graphite black ■ A 1569-2 WE SWM
matt anthracite ■ A 1569-2 WE ANM

Centre plate (snap-on fixing) with inscription field 6 x 46 mm

(with supporting frame, screw fixing only)
shutter with spring
inner dimensions of Keystone mount 15,3 x 19,3 mm
for universal modular jack socket ref.-no.: UMA-CAT6A-25
for 1 socket

Spare part:

Transparent cover with paper inlay ref.-no.: A 20 NA

Ref.-no.**Thermoplastic (breakproof) high-gloss**

white

■ ■ **A 1569-1 NA WE WW**



for 2 sockets

for modular jack sockets

RADIALL:

modular jack unshielded 6P6C, RJ 12, Cat. 4 (ref.-no. R280MOD804)
modular jack unshielded 8P8C, RJ 45, Cat. 4 (ref.-no. R280MOD805)
modular jack unshielded 8P8C, RJ 45, Cat. 5e (ref.-no. R280MOD807)

Panduit:

keystone jack KJ 88..
keystone jack KJ 588..

Assmann:

module DN-93612 Cat. 6A, shielded, Keystone
module DN-93614

SCHRACK

HSPMRJ6G1A, HSEMRJ6GBA, HSEMRJ6GBS, HSEMRJ6GWA, HSEMRJ6GWS,
HSEMRJ6UWS

Spare part:

Transparent cover with paper inlay ref.-no.: A 20 NA

Ref.-no.**Thermoplastic (breakproof) high-gloss**

white

■ ■ **A 1569-2 NA WE WW**

Centre plate (snap-on fixing)

(with supporting frame, screw fixing only)
shutter with spring
inner dimensions of Keystone mount 14,8 x 20,7 mm
for modular jack sockets

TE Connectivity (Tyco Electronics / AMP NETCONNECT)

for cable Ø max. 10 mm:

EMT-jack, Cat. 5e, 180° ref.-no. 0-0188650-5
EMT-jack, Cat. 5e, 90° ref.-no. 0-0188650-6

for cable Ø max. 6.5 mm:

EMT-jack, Cat. 5e, 180° ref.-no. 0-0338038-1
EMT-jack, Cat. 5e, 90° ref.-no. 0-0338038-2
Toolless Jack, Cat. 3 unshielded: ref.-no. 0-1116603-x
Toolless Jack, Cat. 5e unshielded: ref.-no. 0-1116604-x,
Toolless Jack, Cat. 5e shielded: ref.-no. 0-1339015-1
Toolless Jack, Cat. 6 unshielded: ref.-no. 0-1116605-x,
Toolless Jack, Cat. 6 shielded: ref.-no. 0-1339016-1
MTRJ-LWL jack: ref.-no. 1278414-1

for 1 socket

Ref.-no.**Thermoplastic (breakproof) high-gloss**

white

■ ■ **A 1569-15 WE WW**

black

■ ■ **A 1569-15 WE SW**

Thermoplastic (breakproof) lacquered

aluminium

■ ■ **A 1569-15 WE AL**

champagne

■ ■ **A 1569-15 WE CH**

mocha

■ ■ **A 1569-15 WE MO**

matt lacquered

matt snow white

■ ■ **A 1569-15 WE WWM**

matt graphite black

■ ■ **A 1569-15 WE SWM**

matt anthracite

■ ■ **A 1569-15 WE ANM**



for 2 sockets

Ref.-no.**Thermoplastic (breakproof) high-gloss**

white

■ ■ **A 1569-25 WE WW**

black

■ ■ **A 1569-25 WE SW**

Thermoplastic (breakproof) lacquered

aluminium

■ ■ **A 1569-25 WE AL**

champagne

■ ■ **A 1569-25 WE CH**

mocha

■ ■ **A 1569-25 WE MO**

matt lacquered

matt snow white

■ ■ **A 1569-25 WE WWM**

matt graphite black

■ ■ **A 1569-25 WE SWM**

matt anthracite

■ ■ **A 1569-25 WE ANM**

Centre plate (snap-on fixing) with inscription field 6 x 46 mm

(with supporting frame, screw fixing only)
shutter with spring
inner dimensions of Keystone mount 14,8 x 20,7 mm
for modular jack sockets

TE Connectivity (Tyco Electronics / AMP NETCONNECT)
for cable Ø max. 10 mm:

EMT-jack, Cat. 5e, 180° ref.-no. 0-0188650-5
EMT-jack, Cat. 5e, 90° ref.-no. 0-0188650-6

for cable Ø max. 6.5 mm:

EMT-jack, Cat. 5e, 180° ref.-no. 0-0338038-1
EMT-jack, Cat. 5e, 90° ref.-no. 0-0338038-2
Toolless Jack, Cat. 3 unshielded: ref.-no. 0-1116603-x
Toolless Jack, Cat. 5e unshielded: ref.-no. 0-1116604-x,
Toolless Jack, Cat. 5e shielded: ref.-no. 0-1339015-1
Toolless Jack, Cat. 6 unshielded: ref.-no. 0-1116605-x,
Toolless Jack, Cat. 6 shielded: ref.-no. 0-1339016-1
MTRJ-LWL jack: ref.-no. 1278414-1

for 1 socket

Spare part:

Transparent cover with paper inlay ref.-no.: A 20 NA

Ref.-no.

Thermoplastic (breakproof) high-gloss

white

■ ■ **A 1569-15 NA WE WW**



for 2 sockets

Spare part:

Transparent cover with paper inlay ref.-no.: A 20 NA

Ref.-no.

Thermoplastic (breakproof) high-gloss

white

■ ■ **A 1569-25 NA WE WW**

Centre plate (snap-on fixing)

(with supporting frame, screw fixing only)
shutter with spring
for modular jack Avaya (AT&T)
Cat. 3 RJ 45, M1 series: ref.-no. M1BH..., unshielded,
Cat. 5 RJ 45, MPS100 series: ref.-no. MPS100BH...,
unshielded,
Cat. 6 RJ 45, MGS200 series: GigaSPEED,
ref.-no. MGS200BH..., unshielded

for 2 sockets

Ref.-no.

Thermoplastic (breakproof) high-gloss

white

■ ■ **A 1569-2 AT WW**

Centre plate (snap-on fixing) with inscription field 6 x 46 mm

(with supporting frame, screw fixing only)
shutter with spring
for modular jack Avaya (AT&T)
Cat. 3 RJ 45, M1 series: ref.-no. M1BH..., unshielded,
Cat. 5 RJ 45, MPS100 series: ref.-no. MPS100BH...,
unshielded,
Cat. 6 RJ 45, MGS200 series: GigaSPEED,
ref.-no. MGS200BH..., unshielded

for 2 sockets

Spare part:

Transparent cover with paper inlay ref.-no.: A 20 NA

Ref.-no.

Thermoplastic (breakproof) high-gloss

white

■ ■ **A 1569-2 NA AT WW**

Centre plate (snap-on fixing)

(with supporting frame, screw fixing only)
shutter with spring
for modular jack socket Brand-Rex
for 1 socket

Ref.-no.

Thermoplastic (breakproof) high-gloss

white

■ ■ **A 1569-1 BR WW**

Centre plate (snap-on fixing)

(with supporting frame, screw fixing only)
shutter with spring
for modular jack socket Brand-Rex
for 2 sockets

Ref.-no.

Thermoplastic (breakproof) high-gloss

white

■ ■ **A 1569-2 BR WW**

Centre plate (snap-on fixing) with inscription field 6 x 46 mm

(with supporting frame, screw fixing only)
shutter with spring
for modular jack socket Brand-Rex
for 1 socket

Spare part:

Transparent cover with paper inlay ref.-no.: A 20 NA

Ref.-no.

Thermoplastic (breakproof) high-gloss

white

■ ■ **A 1569-1 NA BR WW**

Centre plate (snap-on fixing) with inscription field 6 x 46 mm

(with supporting frame, screw fixing only)
shutter with spring
for modular jack socket Brand-Rex
for 2 sockets

Spare part:

Transparent cover with paper inlay ref.-no.: A 20 NA

Ref.-no.

Thermoplastic (breakproof) high-gloss

white

■ ■ **A 1569-2 NA BR WW**

Centre plate (snap-on fixing)

(with supporting frame, screw fixing only)
shutter with spring
for modular jack cat. 5 / 6 Panduit: CJSE88T,
CJS88/588/688, CJ688/688T
for 2 sockets

Ref.-no.

Thermoplastic (breakproof) high-gloss

white

■ ■ **A 1569-2 PAND WW**

Centre plate (snap-on fixing) with inscription field 6 x 46 mm

(with supporting frame, screw fixing only)
shutter with spring
for modular jack cat. 5 / 6 Panduit: CJSE88T,
CJS88/588/688, CJ688/688T
for 2 sockets

Spare part:

Transparent cover with paper inlay ref.-no.: A 20 NA

Ref.-no.

Thermoplastic (breakproof) high-gloss
white ■ ■ **A 1569-2 NA PAND WW**

Centre plate (snap-on fixing)

(with supporting frame, screw fixing only)
shutter with spring
for modular jack socket Siemon: CT range
for 2 sockets

Ref.-no.

Thermoplastic (breakproof) high-gloss
white ■ ■ **A 1569-2 SIE WW**

Centre plate (snap-on fixing) with inscription field 6 x 46 mm

(with supporting frame, screw fixing only)
shutter with spring
for modular jack socket Siemon: CT range
for 2 sockets

Spare part:

Transparent cover with paper inlay ref.-no.: A 20 NA

Ref.-no.

Thermoplastic (breakproof) high-gloss
white ■ ■ **A 1569-2 NA SIE WW**

Centre plate (screw fixing)

(with supporting frame, screw fixing only)
shutter with spring
for modular jack ITT
for 2 sockets

other colours on request

Ref.-no.


Thermoplastic (breakproof) high-gloss
white ■ ■ **A 569-2 NITT WW**
Thermoplastic (breakproof) lacquered
champagne ■ **A 569-2 NITT CH**
mocha ■ **A 569-2 NITT MO**

Centre plate (screw fixing)

(with supporting frame, screw fixing only)
shutter with spring
for modular jack Lexcom
for 2 sockets

Ref.-no.

Thermoplastic (breakproof) high-gloss
white ■ ■ **A 569-2 NLEX WW**

Centre plate (screw fixing)

(with supporting frame, screw fixing only)
for modular jack Reichle + De-Massari freenet classic
shielded, cat. 5
only for module 2 x RJ 45
Reichle + De-Massari no. R35252

Ref.-no.

Duroplastic (scratch-proof) glossy
white ■ **A 569-21 ACS WW**

The modular jack assistant provides an overview of the compatibility of modular jack modules from different manufacturers with JUNG covers:
www.jung-group.com > Service > Modular Jack Assistant

Centre plate with inscription field 9 x 51 mm

for mounting adapter 30° ref.-no.: 3069..

**Ref.-no.**

Thermoplastic (breakproof) high-gloss
white ■ **A 569-30 BF PL WW**
black ■ **A 569-30 BF PL SW**
Thermoplastic (breakproof) lacquered
aluminium ■ **A 569-30 BF PL AL**
matt lacquered
matt anthracite ■ **A 569-30 BF PL ANM**

Centre plate (screw fixing)

for stereo loudspeaker socket ref.-no.: SLA 2 WW, SLA 2 AN
for 2-gang supporting frame ref.-
no.: UMA MA2-KS2 in connection with universal modular jack
ref.-no.: UMA-CAT6A-25

Ref.-no.

Duroplastic (scratch-proof) glossy
white ■ **A 569 PLT WW**
black ■ **A 569 PLT SW**
Duroplastic lacquered
aluminium ■ ■ **A 569 PLT AL**
champagne ■ **A 569 PLT CH**
mocha ■ **A 569 PLT MO**
Thermoplastic (breakproof) high-gloss
white ■ ■ **A 569 BFPLT WW**
black ■ ■ **A 569 BFPLT SW**
matt lacquered
matt snow white ■ **A 569 BFPLT WWM**
matt graphite black ■ **A 569 BFPLT SWM**
matt anthracite ■ **A 569 BFPLT ANM**

Centre plate (snap-on fixing)



for USB charger ref.-no.: USB 15 CA WW, USB 15 CA SW,
USB PD60 C WW, USB PD60 C SW

Ref.-no.

Thermoplastic (breakproof) high-gloss

white ■■ A 1569 USB WW
black ■■ A 1569 USB SW

Thermoplastic (breakproof) lacquered

aluminium ■■ A 1569 USB AL
champagne ■ A 1569 USB CH
mocha ■ A 1569 USB MO

matt lacquered

matt snow white ■ A 1569 USB WWM
matt graphite black ■ A 1569 USB SWM
matt anthracite ■ A 1569 USB ANM

USB charger see page 45

Centre plate



(with supporting frame, screw fixing only)
for D-subminiature socket ref.-no.: D SUB 9
(mounting plate ref.-no. D 9 necessary)
for D-subminiature connector 15-pole
(mounting plate ref.-no. D 15 necessary)
for 1 socket

Ref.-no.

Thermoplastic (breakproof) high-gloss

white ■■ A 594-1915 WW
black ■■ A 594-1915 SW

Thermoplastic (breakproof) lacquered

aluminium ■■ A 594-1915 AL
champagne ■ A 594-1915 CH
mocha ■ A 594-1915 MO

matt lacquered

matt anthracite ■ A 594-1915 ANM

Centre plate



(with supporting frame, screw fixing only)
for D-subminiature connector 25-pole
for 1 socket

Ref.-no.

Thermoplastic (breakproof) high-gloss

white ■■ A 594-125 WW
black ■■ A 594-125 SW

Thermoplastic (breakproof) lacquered

aluminium ■■ A 594-125 AL
champagne ■ A 594-125 CH
mocha ■ A 594-125 MO

matt lacquered

matt anthracite ■ A 594-125 ANM

Potential equalisation socket



(with supporting frame, screw fixing only)
with 2 one-pole built-in male sockets according to DIN 42801,
for wires up to 6 mm²

Ref.-no.

Duroplastic (scratch-proof) glossy

white ■ A 565-2 WW
black ■ A 565-2 SW

Duroplastic lacquered

aluminium ■■ A 565-2 AL

Thermoplastic (breakproof) high-gloss

white ■■ A 565-2 BF WW
black ■■ A 565-2 BF SW

matt lacquered

matt anthracite ■ A 565-2 BF ANM

Right angle plug



for potential equalisation socket
screw terminal for wires with 4 or 6 mm²

Ref.-no.

65 WIS

LED floor pilot light



with integrated brightness sensor
with screwless terminals for rigid wires up to 2.5 mm²
installation into flush box min. 63 mm (depth)
with white LEDs (colour temperature 3500 K)
power consumption stand-by / ON: 0.3 / 0.5 W
Supporting frame, claws and claw screws are integrated into
the earth protection.

Ref.-no.

Thermoplastic (breakproof) high-gloss

white ■ A 1539-O WW LNW
black ■ A 1539-O SW LNW

Thermoplastic (breakproof) lacquered

aluminium ■ A 1539-O AL LNW
champagne ■ A 1539-O CH LNW
mocha ■ A 1539-O MO LNW

matt lacquered

matt snow white ■ A 1539-O WWM LNW
matt graphite black ■ A 1539-O SWM LNW
matt anthracite ■ A 1539-O ANM LNW

LED floor pilot light



with screwless terminals for rigid wires up to 2.5 mm²
installation into flush box min. 63 mm (depth)
with white LEDs (colour temperature 3500 K)
Power consumption (ON): 0.5 W
The LED floor pilot light can be switched via an external
switch.
Supporting frame, claws and claw screws are integrated into
the earth protection.

Ref.-no.

Thermoplastic (breakproof) high-gloss

white ■ A 1539-OO WW LNW
black ■ A 1539-OO SW LNW

Thermoplastic (breakproof) lacquered

aluminium ■ A 1539-OO AL LNW
champagne ■ A 1539-OO CH LNW
mocha ■ A 1539-OO MO LNW

matt lacquered

matt snow white ■ A 1539-OO WWM LNW
matt graphite black ■ A 1539-OO SWM LNW
matt anthracite ■ A 1539-OO ANM LNW

Blank centre plate (snap-on fixing)

(with supporting frame, screw fixing only)

Ref.-no.**Thermoplastic (breakproof) high-gloss**

white ■ ■ ■ A 594-0 WW
 black ■ ■ ■ A 594-0 SW

Thermoplastic (breakproof) lacquered

aluminium ■ ■ ■ A 594-0 AL
 champagne ■ ■ ■ A 594-0 CH
 mocha ■ ■ ■ A 594-0 MO

matt lacquered

matt snow white ■ ■ ■ A 594-0 WWM
 matt graphite black ■ ■ ■ A 594-0 SWM
 matt anthracite ■ ■ ■ A 594-0 ANM

Centre plate

(with supporting frame, screw fixing only)
 for commanding appliance with Ø 22.5 mm
 e.g. Moeller, Rafi, Schlegel, Lumitas, Kraus-Naimer

With adhesive labels "Notschalter, Heizung, Rauchabzug,
 öffnen, Lichtkuppel, Hausalarm, bei Feuer Glas einschlagen –
 Knopf drücken"

Ref.-no.**Duroplastic (scratch-proof) glossy**

white ■ ■ ■ A 564 WW
 black ■ ■ ■ A 564 SW
 yellow ■ ■ ■ A 564 GE

Duroplastic lacquered

aluminium ■ ■ ■ A 564 AL

Centre plate

for pilot lights ref.-no.: 938-10 U and 938-14 U

**Ref.-no.****Thermoplastic (breakproof) high-gloss**

white ■ ■ ■ A 537 BFPL WW
 black ■ ■ ■ A 537 BFPL SW

Thermoplastic (breakproof) lacquered

aluminium ■ ■ ■ A 537 BFPL AL
 champagne ■ ■ ■ A 537 BFPL CH
 mocha ■ ■ ■ A 537 BFPL MO

matt lacquered

matt anthracite ■ ■ ■ A 537 BFPL ANM

Sealing gasket

for covers for pilot light ref.-no.: ..537..., ..937..

To obtain the degree of protection IP44 the sealing gasket
 ref.-no.: 37 D has to be placed into the pilot light centre plate
 and IP44 frame has to be used.

Ref.-no.

■ 37 D

Screw cap

for covers for pilot light ref.-no.: ..537..., ..937..

Ref.-no.**flat, for lamps up to max. length of 35 mm**

transparent ■ ■ ■ 37.02
 red ■ ■ ■ 37.05
 green ■ ■ ■ 37.06
 yellow ■ ■ ■ 37.07
 blue ■ ■ ■ 37.08

high, for lamps up to max. length of 54 mm

transparent ■ ■ ■ 37
 red ■ ■ ■ 37 R
 green ■ ■ ■ 37 G
 yellow ■ ■ ■ 37 GE
 blue ■ ■ ■ 37 BL

Intermediate frame

to install devices with 50 x 50 mm cover (DIN 49075)

Ref.-no.**Thermoplastic (breakproof) high-gloss**

white ■ ■ ■ A 590 Z WW
 black ■ ■ ■ A 590 Z SW

Thermoplastic (breakproof) lacquered

aluminium ■ ■ ■ A 590 Z AL

matt lacquered

matt snow white ■ ■ ■ A 590 Z WWM
 matt graphite black ■ ■ ■ A 590 Z SWM

Intermediate frame

for the installation of "Ackermann" RJ 45 sockets WAEG..

Ref.-no.**Thermoplastic (breakproof) high-gloss**

white ■ ■ ■ A 590 ZA WW

Hinged lid with spring 80.5 x 80.5 mm



with integrated frame for sockets, switches and push-buttons with centre plate of the AS / A ranges

Ref.-no.

Thermoplastic (breakproof) high-gloss

white ■ ■ **AS 581 BFKL WW**

Hinged lid with spring 80.5 x 80.5 mm



with safety lock (24 different locks) with 2 keys with integrated frame for sockets, switches and push-buttons with centre plate of the AS / A ranges

Spare key ref.-no.: 802 SL to 825 SL (When ordering, please indicate lock number, e.g. 813 SL)

Ref.-no.

Thermoplastic (breakproof) high-gloss

white ■ ■ **AS 581 BFKLSL WW**

Sealing gasket



to ensure degree of protection IP44 for all flush-mounted switch/push-button inserts of the 500 range, SCHUKO® sockets with hinged lid, rotary switches and timer switch inserts for all devices, covers and frames with blue "IP44 marking" in some cases with additional gaskets acc. to product description

Ref.-no.

■ **551 WU**

Sealing kit for motion detector 2.2 m



for motion detector 2.2 m of the AS / A ranges

Ref.-no.

■ **AS A 50 DS**

Surface cap, 1-gang



with integrated frame and non-flammable ground plate for inserts with covers of the AS and A ranges (except key switches ref.-no. ..15, 3-level-switch and socket for Switzerland type 13) 85 x 85 x 47 mm Installation depth max. 34 mm

Ref.-no.

Duroplastic (scratch-proof) glossy

white ■ **AS 581 A WW**
black ■ **AS 581 A SW**

Duroplastic lacquered

aluminium ■ **AS 581 A AL**
champagne ■ **AS 581 A CH**
mocha ■ **AS 581 A MO**

Surface cap, 2-gang



with integrated frame and non-flammable ground plate for inserts with covers of the AS and A ranges (except key switches ref.-no. ..15, 3-level-switch and socket for Switzerland type 13) 156 x 85 x 47 mm Installation depth max. 34 mm

Ref.-no.

Duroplastic (scratch-proof) glossy

white ■ **AS 582 A WW**
black ■ **AS 582 A SW**

Duroplastic lacquered

aluminium ■ **AS 582 A AL**
champagne ■ **AS 582 A CH**
mocha ■ **AS 582 A MO**

Surface cap, 3-gang



with integrated frame and non-flammable ground plate for inserts with covers of the AS and A ranges (except key switches ref.-no. ..15, 3-level-switch and socket for Switzerland type 13) 227 x 85 x 47 mm Installation depth max. 34 mm

Ref.-no.

Duroplastic (scratch-proof) glossy

white ■ **AS 583 A WW**
black ■ **AS 583 A SW**

Duroplastic lacquered

aluminium ■ **AS 583 A AL**
champagne ■ **AS 583 A CH**
mocha ■ **AS 583 A MO**

Surface cap, 1-gang



with inscription field 12 x 55.5 mm with integrated frame, non-flammable ground plate and 2 cable inlets for inserts with covers of the AS and A ranges (except key switches ref.-no. ..15, 3-level-switch and socket for Switzerland type 13) 85 x 85 x 47 mm Installation depth max. 34 mm

Spare part:

Transparent cover with paper inlay ref.-no.: AS 81 NA

Ref.-no.

Thermoplastic (breakproof) high-gloss

white **AS 581 ANA WW**

Cable inlet



for surface caps ref.-no.: AS 581 ANA W, AS 581 ANA WW (spare part) without press cut

Ref.-no.

white **15 WW**

Mounting box for surface caps



(spare part)

Ref.-no.


1-gang	581 A
2-gang	582 A
3-gang	583 A

Strain relief

**for surface caps**for cables 3 x 1.5 mm² up to 5 x 2.5 mm² (Ø 7 up to 13 mm)

Ref.-no.
58 A ZUG

Inlets for cables, pipes and trunkings in surface caps



Ref.-no.
for cable and mini trunking

white	11 WW
black	11 SW


for cable duct 15 x 15 mm

white	12 WW
black	12 SW

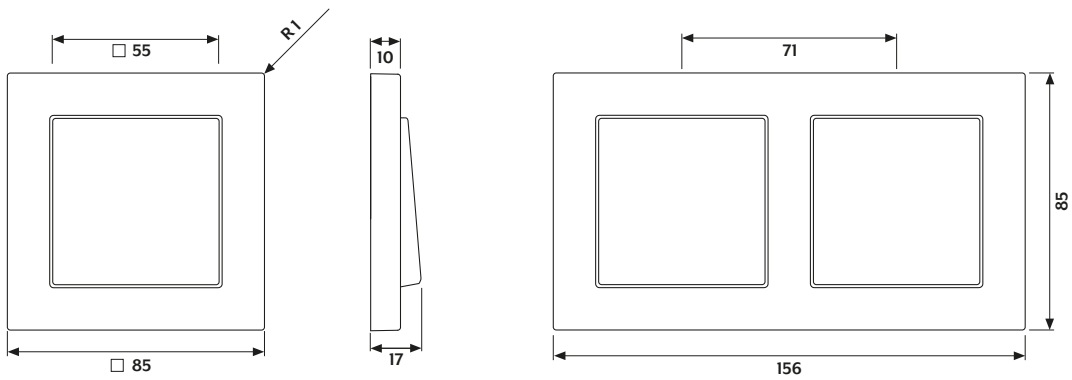
for pipes with outside Ø 16 mm

white	13 WW
black	13 SW

A 550



ALUMINIUM LOOK



Frame edge radius

R1

Frame size

1-gang	85 mm x 85 mm
2-gang	85 mm x 156 mm
3-gang	85 mm x 227 mm
4-gang	85 mm x 298 mm
5-gang	85 mm x 369 mm


Frame

for horizontal and vertical installation

for A range

1-gang frames also suitable for British Standard installations (supporting frame 80 x 80)

Labelling is possible with labelling kit ref.-no. AC 80 NAS



If possible, combine only with centre plates made of thermoplastic (breakproof, high-gloss).

Ref.-no.

Thermoplastic (breakproof) high-gloss

white

1-gang	85 mm x 85 mm	■ ■	A 5581 BF WW
2-gang	85 mm x 156 mm	■ ■	A 5582 BF WW
3-gang	85 mm x 227 mm	■ ■	A 5583 BF WW
4-gang	85 mm x 298 mm	■ ■	A 5584 BF WW
5-gang	85 mm x 369 mm	■ ■	A 5585 BF WW



If possible, combine only with centre plates made of thermoplastic (breakproof, high-gloss).

Ref.-no.

Thermoplastic (breakproof) high-gloss

black

1-gang	85 mm x 85 mm	■ ■	A 5581 BF SW
2-gang	85 mm x 156 mm	■ ■	A 5582 BF SW
3-gang	85 mm x 227 mm	■ ■	A 5583 BF SW
4-gang	85 mm x 298 mm	■ ■	A 5584 BF SW
5-gang	85 mm x 369 mm	■ ■	A 5585 BF SW



Ref.-no.

Thermoplastic (breakproof) lacquered

aluminium

1-gang	85 mm x 85 mm	■ ■	A 5581 BF AL
2-gang	85 mm x 156 mm	■ ■	A 5582 BF AL
3-gang	85 mm x 227 mm	■ ■	A 5583 BF AL
4-gang	85 mm x 298 mm	■ ■	A 5584 BF AL
5-gang	85 mm x 369 mm	■ ■	A 5585 BF AL



Ref.-no.

Thermoplastic (breakproof) lacquered

champagne

1-gang	85 mm x 85 mm	■ ■	A 5581 BF CH
2-gang	85 mm x 156 mm	■ ■	A 5582 BF CH
3-gang	85 mm x 227 mm	■ ■	A 5583 BF CH
4-gang	85 mm x 298 mm	■ ■	A 5584 BF CH
5-gang	85 mm x 369 mm	■ ■	A 5585 BF CH



Ref.-no.

Thermoplastic (breakproof) lacquered

mocha

1-gang	85 mm x 85 mm	■ ■	A 5581 BF MO
2-gang	85 mm x 156 mm	■ ■	A 5582 BF MO
3-gang	85 mm x 227 mm	■ ■	A 5583 BF MO
4-gang	85 mm x 298 mm	■ ■	A 5584 BF MO
5-gang	85 mm x 369 mm	■ ■	A 5585 BF MO



Ref.-no.

Thermoplastic (breakproof) lacquered

matt snow white

1-gang	85 mm x 85 mm	■ ■	A 5581 BF WWM
2-gang	85 mm x 156 mm	■ ■	A 5582 BF WWM
3-gang	85 mm x 227 mm	■ ■	A 5583 BF WWM
4-gang	85 mm x 298 mm	■ ■	A 5584 BF WWM
5-gang	85 mm x 369 mm	■ ■	A 5585 BF WWM



Ref.-no.

Thermoplastic (breakproof) lacquered

matt graphite black

1-gang	85 mm x 85 mm	■ ■	A 5581 BF SWM
2-gang	85 mm x 156 mm	■ ■	A 5582 BF SWM
3-gang	85 mm x 227 mm	■ ■	A 5583 BF SWM
4-gang	85 mm x 298 mm	■ ■	A 5584 BF SWM
5-gang	85 mm x 369 mm	■ ■	A 5585 BF SWM



Ref.-no.

Thermoplastic (breakproof) lacquered

matt anthracite

1-gang	85 mm x 85 mm	■ ■	A 5581 BF ANM
2-gang	85 mm x 156 mm	■ ■	A 5582 BF ANM
3-gang	85 mm x 227 mm	■ ■	A 5583 BF ANM
4-gang	85 mm x 298 mm	■ ■	A 5584 BF ANM
5-gang	85 mm x 369 mm	■ ■	A 5585 BF ANM

Frame 28 mm structure height



for horizontal and vertical installation

This frame allows flush-mounted devices with a large installation depth to be installed in an existing flat wall box. The frame raises the device supporting frame from the wall to provide an additional 17 mm of installation depth.

Ref.-no.

Thermoplastic (breakproof) high-gloss

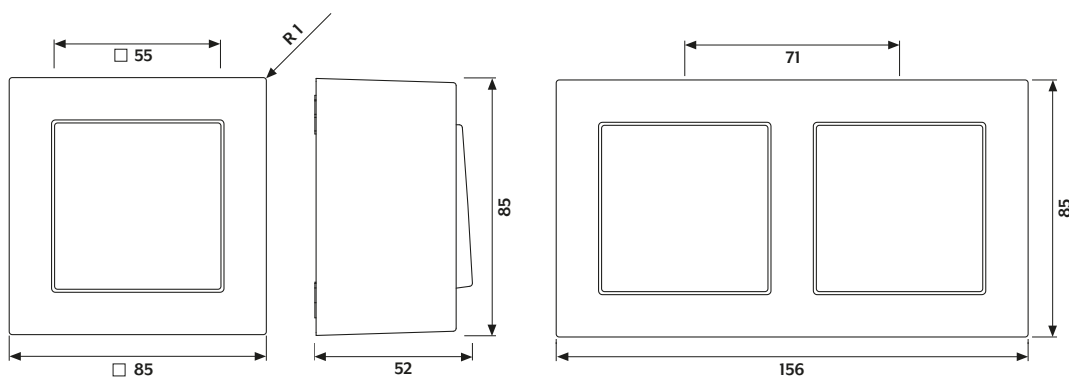
white

1-gang	85 mm x 85 mm	■ ■	A 5581 HBF WW
2-gang	156 mm x 85 mm	■ ■	A 5582 HBF WW

A CUBE



ALUMINIUM LOOK



Frame edge radius

R1

Frame dimensions

1-gang	85 x 85 x 47 mm
2-gang	156 x 85 x 47 mm
3-gang	227 x 85 x 47 mm

Surface cap, 1-gang



with integrated frame and non-flammable ground plate for inserts with covers of the A range (except key switches ref.-no. ...15, 3-level-switch and socket for Switzerland type 13)
85 x 85 x 47 mm
Installation depth max. 34 mm

Ref.-no.

Thermoplastic (breakproof) high-gloss

white ■■ **A 5581 BF A WW**
black ■■ **A 5581 BF A SW**

Thermoplastic (breakproof) lacquered

aluminium ■■ **A 5581 BF A AL**
matt lacquered
matt snow white ■ **A 5581 BF A WWM**
matt graphite black ■ **A 5581 BF A SWM**
matt anthracite ■ **A 5581 BF A ANM**

Surface cap, 2-gang



with integrated frame and non-flammable ground plate for inserts with covers of the A range (except key switches ref.-no. ...15, 3-level-switch and socket for Switzerland type 13)
156 x 85 x 47 mm
Installation depth max. 34 mm

Ref.-no.

Thermoplastic (breakproof) high-gloss

white ■■ **A 5582 BF A WW**
black ■■ **A 5582 BF A SW**

Thermoplastic (breakproof) lacquered

aluminium ■■ **A 5582 BF A AL**
matt lacquered
matt snow white ■ **A 5582 BF A WWM**
matt graphite black ■ **A 5582 BF A SWM**
matt anthracite ■ **A 5582 BF A ANM**

Surface cap, 3-gang



with integrated frame and non-flammable ground plate for inserts with covers of the A range (except key switches ref.-no. ...15, 3-level-switch and socket for Switzerland type 13)
227 x 85 x 47 mm
Installation depth max. 34 mm

Ref.-no.

Thermoplastic (breakproof) high-gloss

white ■■ **A 5583 BF A WW**
black ■■ **A 5583 BF A SW**

Thermoplastic (breakproof) lacquered

aluminium ■■ **A 5583 BF A AL**
matt lacquered
matt snow white ■ **A 5583 BF A WWM**
matt graphite black ■ **A 5583 BF A SWM**
matt anthracite ■ **A 5583 BF A ANM**

Mounting box for surface caps



(spare part)

Ref.-no.

1-gang **581 A**
2-gang **582 A**
3-gang **583 A**

Strain relief




for surface caps
for cables 3 x 1.5 mm² up to 5 x 2.5 mm² (Ø 7 up to 13 mm)

Ref.-no.

58 A ZUG

Inlets for cables, pipes and trunkings in surface caps



Ref.-no.

for cable and mini trunking

ivory **11**
white **11 WW**
stone grey **11 SG**
black **11 SW**


for cable duct 15 x 15 mm

ivory **12**
white **12 WW**
stone grey **12 SG**
black **12 SW**

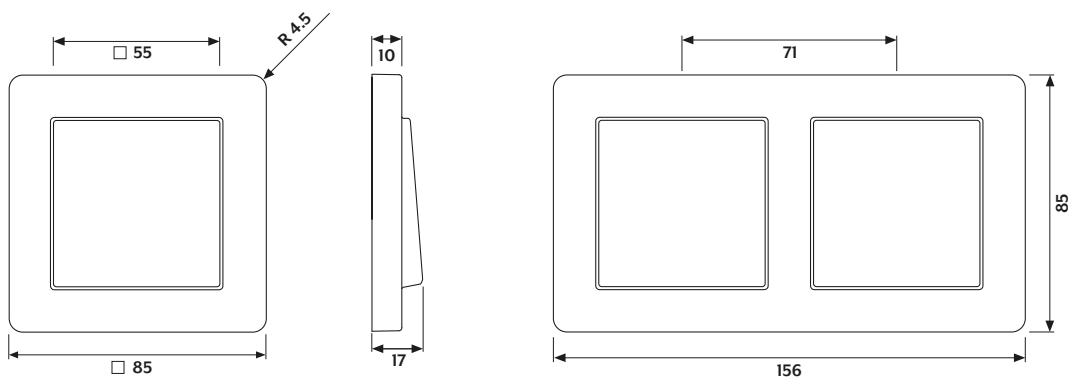
for pipes with outside Ø 16 mm

ivory **13**
white **13 WW**
stone grey **13 SG**
black **13 SW**

A FLOW



ALUMINIUM LOOK



Frame edge radius

R 4.5

Frame size

1-gang	85 mm x 85 mm
2-gang	85 mm x 156 mm
3-gang	85 mm x 227 mm
4-gang	85 mm x 298 mm
5-gang	85 mm x 369 mm

Frame

for horizontal and vertical installation

for A range

1-gang frames also suitable for British Standard installations (supporting frame 80 x 80)

Labelling is possible with labelling kit ref.-no. AC 80 NAS



If possible, combine only with centre plates made of thermoplastic (breakproof, high-gloss).

Ref.-no.

Thermoplastic (breakproof) high-gloss

white

1-gang	85 mm x 85 mm	■ ■	AF 581 BF WW
2-gang	85 mm x 156 mm	■ ■	AF 582 BF WW
3-gang	85 mm x 227 mm	■ ■	AF 583 BF WW
4-gang	85 mm x 298 mm	■ ■	AF 584 BF WW
5-gang	85 mm x 369 mm	■ ■	AF 585 BF WW



If possible, combine only with centre plates made of thermoplastic (breakproof, high-gloss).

Ref.-no.

Thermoplastic (breakproof) high-gloss

black

1-gang	85 mm x 85 mm	■ ■	AF 581 BF SW
2-gang	85 mm x 156 mm	■ ■	AF 582 BF SW
3-gang	85 mm x 227 mm	■ ■	AF 583 BF SW
4-gang	85 mm x 298 mm	■ ■	AF 584 BF SW
5-gang	85 mm x 369 mm	■ ■	AF 585 BF SW



Ref.-no.

Thermoplastic (breakproof) lacquered

aluminium

1-gang	85 mm x 85 mm	■ ■	AF 581 BF AL
2-gang	85 mm x 156 mm	■ ■	AF 582 BF AL
3-gang	85 mm x 227 mm	■ ■	AF 583 BF AL
4-gang	85 mm x 298 mm	■ ■	AF 584 BF AL
5-gang	85 mm x 369 mm	■ ■	AF 585 BF AL



Ref.-no.

Thermoplastic (breakproof) lacquered

champagne

1-gang	85 mm x 85 mm	■ ■	AF 581 BF CH
2-gang	85 mm x 156 mm	■ ■	AF 582 BF CH
3-gang	85 mm x 227 mm	■ ■	AF 583 BF CH
4-gang	85 mm x 298 mm	■ ■	AF 584 BF CH
5-gang	85 mm x 369 mm	■ ■	AF 585 BF CH



Ref.-no.

Thermoplastic (breakproof) lacquered

mocha

1-gang	85 mm x 85 mm	■ ■	AF 581 BF MO
2-gang	85 mm x 156 mm	■ ■	AF 582 BF MO
3-gang	85 mm x 227 mm	■ ■	AF 583 BF MO
4-gang	85 mm x 298 mm	■ ■	AF 584 BF MO
5-gang	85 mm x 369 mm	■ ■	AF 585 BF MO



Ref.-no.

Thermoplastic (breakproof) lacquered

matt snow white

1-gang	85 mm x 85 mm	■ ■	AF 581 BF WWM
2-gang	85 mm x 156 mm	■ ■	AF 582 BF WWM
3-gang	85 mm x 227 mm	■ ■	AF 583 BF WWM
4-gang	85 mm x 298 mm	■ ■	AF 584 BF WWM
5-gang	85 mm x 369 mm	■ ■	AF 585 BF WWM



Ref.-no.

Thermoplastic (breakproof) lacquered

matt graphite black

1-gang	85 mm x 85 mm	■ ■	AF 581 BF SWM
2-gang	85 mm x 156 mm	■ ■	AF 582 BF SWM
3-gang	85 mm x 227 mm	■ ■	AF 583 BF SWM
4-gang	85 mm x 298 mm	■ ■	AF 584 BF SWM
5-gang	85 mm x 369 mm	■ ■	AF 585 BF SWM




Ref.-no.

Thermoplastic (breakproof) lacquered

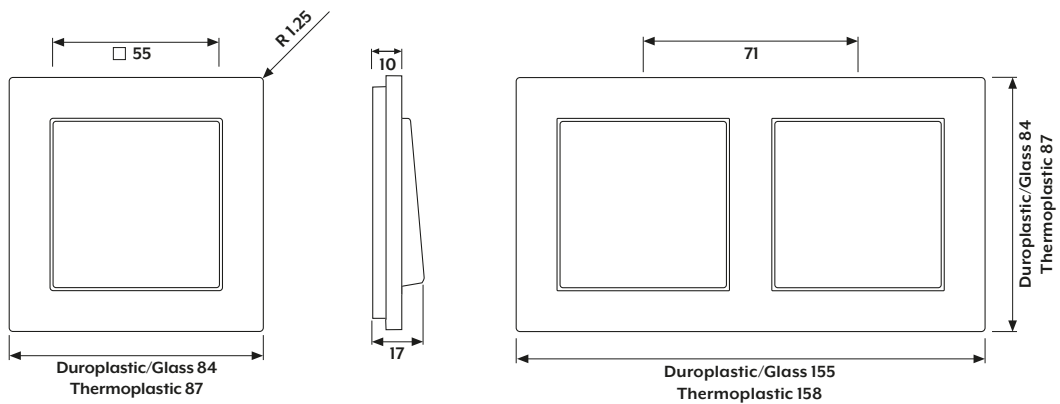
matt anthracite

1-gang	85 mm x 85 mm	■ ■	AF 581 BF ANM
2-gang	85 mm x 156 mm	■ ■	AF 582 BF ANM
3-gang	85 mm x 227 mm	■ ■	AF 583 BF ANM
4-gang	85 mm x 298 mm	■ ■	AF 584 BF ANM
5-gang	85 mm x 369 mm	■ ■	AF 585 BF ANM

A CREATION



MOCHA



Frame edge radius	Frame size Duroplastic/Glass		Frame size Thermoplastic (breakproof) high-gloss	
R 1.25	1-gang	84 mm x 84 mm	1-gang	87 mm x 87 mm
	2-gang	84 mm x 155 mm	2-gang	87 mm x 158 mm
	3-gang	84 mm x 226 mm	3-gang	87 mm x 229 mm
	4-gang	84 mm x 297 mm	4-gang	87 mm x 300 mm
	5-gang	84 mm x 368 mm	5-gang	87 mm x 371 mm

Frame

for horizontal and vertical installation
for A range

Labelling is possible with labelling kit ref.-no. AC 80 NAS



Ref.-no.

white

Duroplastic (scratch-proof) glossy

1-gang	84 mm x 84 mm	■	AC 581 WW
2-gang	84 mm x 155 mm	■	AC 582 WW
3-gang	84 mm x 226 mm	■	AC 583 WW
4-gang	84 mm x 297 mm	■	AC 584 WW
5-gang	84 mm x 368 mm	■	AC 585 WW

Thermoplastic (breakproof) high-gloss

1-gang	87 mm x 87 mm	■ ■	AC 581 BF WW
2-gang	87 mm x 158 mm	■ ■	AC 582 BF WW
3-gang	87 mm x 229 mm	■ ■	AC 583 BF WW
4-gang	87 mm x 300 mm	■ ■	AC 584 BF WW
5-gang	87 mm x 371 mm	■ ■	AC 585 BF WW



Ref.-no.


black

Duroplastic (scratch-proof) glossy

1-gang	84 mm x 84 mm	■	AC 581 SW
2-gang	84 mm x 155 mm	■	AC 582 SW
3-gang	84 mm x 226 mm	■	AC 583 SW
4-gang	84 mm x 297 mm	■	AC 584 SW
5-gang	84 mm x 368 mm	■	AC 585 SW

Thermoplastic (breakproof) high-gloss

1-gang	87 mm x 87 mm	■ ■	AC 581 BF SW
2-gang	87 mm x 158 mm	■ ■	AC 582 BF SW
3-gang	87 mm x 229 mm	■ ■	AC 583 BF SW
4-gang	87 mm x 300 mm	■ ■	AC 584 BF SW
5-gang	87 mm x 371 mm	■ ■	AC 585 BF SW



Ref.-no.

aluminium

Duroplastic lacquered

1-gang	84 mm x 84 mm	■ ■	AC 581 AL
2-gang	84 mm x 155 mm	■ ■	AC 582 AL
3-gang	84 mm x 226 mm	■ ■	AC 583 AL
4-gang	84 mm x 297 mm	■ ■	AC 584 AL
5-gang	84 mm x 368 mm	■ ■	AC 585 AL



Ref.-no.

champagne

Duroplastic lacquered

1-gang	84 mm x 84 mm	■	AC 581 CH
2-gang	84 mm x 155 mm	■	AC 582 CH
3-gang	84 mm x 226 mm	■	AC 583 CH
4-gang	84 mm x 297 mm	■	AC 584 CH
5-gang	84 mm x 368 mm	■	AC 585 CH



Ref.-no.

mocha

Duroplastic lacquered

1-gang	84 mm x 84 mm	■	AC 581 MO
2-gang	84 mm x 155 mm	■	AC 582 MO
3-gang	84 mm x 226 mm	■	AC 583 MO
4-gang	84 mm x 297 mm	■	AC 584 MO
5-gang	84 mm x 368 mm	■	AC 585 MO



Ref.-no.

matt anthracite

Thermoplastic (breakproof) lacquered

1-gang	87 mm x 87 mm	■	AC 581 BF ANM
2-gang	87 mm x 158 mm	■	AC 582 BF ANM
3-gang	87 mm x 229 mm	■	AC 583 BF ANM
4-gang	87 mm x 300 mm	■	AC 584 BF ANM
5-gang	87 mm x 371 mm	■	AC 585 BF ANM

Glass frame

for horizontal and vertical installation
for A range

Labelling is possible with labelling kit ref.-no. AC 80 NAS



Ref.-no.

white

1-gang	84 mm x 84 mm	AC 581 GL WW
2-gang	84 mm x 155 mm	AC 582 GL WW
3-gang	84 mm x 226 mm	AC 583 GL WW
4-gang	84 mm x 297 mm	AC 584 GL WW
5-gang	84 mm x 368 mm	AC 585 GL WW

A range
A CREATION



Ref.-no.

black

1-gang	84 mm x 84 mm
2-gang	84 mm x 155 mm
3-gang	84 mm x 226 mm
4-gang	84 mm x 297 mm
5-gang	84 mm x 368 mm

AC 581 GL SW
AC 582 GL SW
AC 583 GL SW
AC 584 GL SW
AC 585 GL SW



Ref.-no.

champagne

1-gang	84 mm x 84 mm
2-gang	84 mm x 155 mm
3-gang	84 mm x 226 mm
4-gang	84 mm x 297 mm
5-gang	84 mm x 368 mm

AC 581 GL CH
AC 582 GL CH
AC 583 GL CH
AC 584 GL CH
AC 585 GL CH



Ref.-no.

mocha

1-gang	84 mm x 84 mm
2-gang	84 mm x 155 mm
3-gang	84 mm x 226 mm
4-gang	84 mm x 297 mm
5-gang	84 mm x 368 mm

AC 581 GL MO
AC 582 GL MO
AC 583 GL MO
AC 584 GL MO
AC 585 GL MO



Ref.-no.

crystal grey

1-gang	84 mm x 84 mm
2-gang	84 mm x 155 mm
3-gang	84 mm x 226 mm
4-gang	84 mm x 297 mm
5-gang	84 mm x 368 mm

AC 581 GL KG
AC 582 GL KG
AC 583 GL KG
AC 584 GL KG
AC 585 GL KG



Ref.-no.

emerald green

1-gang	84 mm x 84 mm
2-gang	84 mm x 155 mm
3-gang	84 mm x 226 mm
4-gang	84 mm x 297 mm
5-gang	84 mm x 368 mm

AC 581 GL SG
AC 582 GL SG
AC 583 GL SG
AC 584 GL SG
AC 585 GL SG



Ref.-no.

night blue

1-gang	84 mm x 84 mm
2-gang	84 mm x 155 mm
3-gang	84 mm x 226 mm
4-gang	84 mm x 297 mm
5-gang	84 mm x 368 mm

AC 581 GL NB
AC 582 GL NB
AC 583 GL NB
AC 584 GL NB
AC 585 GL NB

Labelling kit for A CREATION, A 550, A FLOW



consists of 5 adhesive labelling fields and 1 mounting adapter for positioning the labelling field on the frame

Spare part: adhesive labelling field ref.-no.: AC 80 NA (inscription field 9 x 54 mm)

Spare part: mounting adapter ref.-no AC 80 MA for positioning the adhesive labelling field ref.-no. AC 80 NA

Ref.-no.

inscription field 9 x 54 mm

AC 80 NAS

Adhesive labelling field



for labelling purposes (spare part)

Ref.-no.

inscription field 9 x 54 mm

AC 80 NA

Mounting adapter



for positioning of adhesive labelling field (spare part)

Ref.-no.

AC 80 MA

Frame



with inscription field 9 x 55 mm
for A range

Spare part:

Transparent cover with paper inlay ref.-no.: AC 81 NA

Ref.-no.

Thermoplastic (breakproof) high-gloss

white

1-gang 87 mm x 87 mm **AC 581 BFNA WW**

Thermoplastic (breakproof) high-gloss

black

1-gang 87 mm x 87 mm **AC 581 BFNA SW**

Thermoplastic (breakproof) lacquered

matt anthracite

1-gang 87 mm x 87 mm **AC 581 BFNA ANM**

Frame



with inscription field 9 x 55 mm
for vertical installation
for A range

Spare part:

Transparent cover with paper inlay ref.-no.: AC 81 NA

Ref.-no.

Thermoplastic (breakproof) high-gloss

white

2-gang 87 mm x 158 mm **AC 582 BFNA WW**

3-gang 87 mm x 229 mm **AC 583 BFNA WW**

4-gang 87 mm x 300 mm **AC 584 BFNA WW**

5-gang 87 mm x 371 mm **AC 585 BFNA WW**

Thermoplastic (breakproof) high-gloss

black

2-gang 87 mm x 158 mm **AC 582 BFNA SW**

3-gang 87 mm x 229 mm **AC 583 BFNA SW**

4-gang 87 mm x 300 mm **AC 584 BFNA SW**

5-gang 87 mm x 371 mm **AC 585 BFNA SW**

Thermoplastic (breakproof) lacquered

matt anthracite

2-gang 87 mm x 158 mm **AC 582 BFNA ANM**

3-gang 87 mm x 229 mm **AC 583 BFNA ANM**

4-gang 87 mm x 300 mm **AC 584 BFNA ANM**

5-gang 87 mm x 371 mm **AC 585 BFNA ANM**

Frame



with inscription field 9 x 55 mm
for horizontal installation
for A range

Spare part:

Transparent cover with paper inlay ref.-no.: AC 81 NA

Ref.-no.

Thermoplastic (breakproof) high-gloss

white

2-gang 158 mm x 87 mm **AC 5820 BFNA WW**

3-gang 229 mm x 87 mm **AC 5830 BFNA WW**

4-gang 300 mm x 87 mm **AC 5840 BFNA WW**

5-gang 371 mm x 87 mm **AC 5850 BFNA WW**

Thermoplastic (breakproof) high-gloss

black

2-gang 158 mm x 87 mm **AC 5820 BFNA SW**

3-gang 229 mm x 87 mm **AC 5830 BFNA SW**

4-gang 300 mm x 87 mm **AC 5840 BFNA SW**

5-gang 371 mm x 87 mm **AC 5850 BFNA SW**

Thermoplastic (breakproof) lacquered

matt anthracite

2-gang 158 mm x 87 mm **AC 5820 BFNA ANM**

3-gang 229 mm x 87 mm **AC 5830 BFNA ANM**

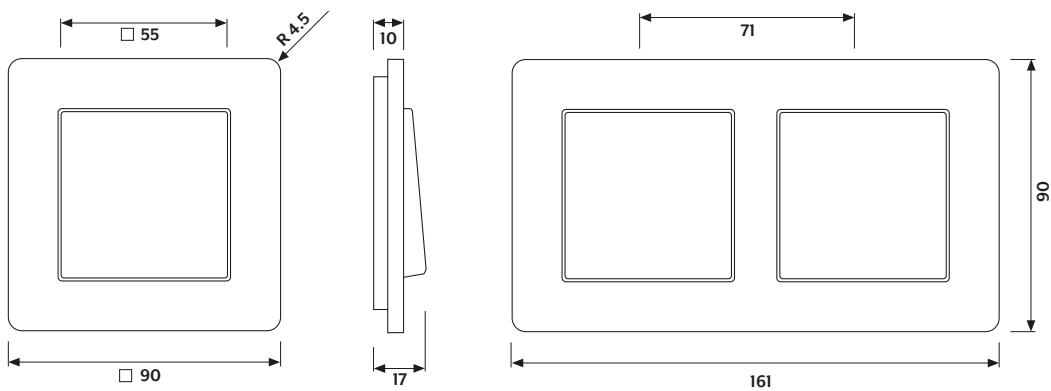
4-gang 300 mm x 87 mm **AC 5840 BFNA ANM**

5-gang 371 mm x 87 mm **AC 5850 BFNA ANM**

A VIVA



CRYSTAL GREY



Frame edge radius

R 4.5

Frame size

1-gang	90 mm x 90 mm
2-gang	90 mm x 161 mm
3-gang	90 mm x 232 mm
4-gang	90 mm x 303 mm
5-gang	90 mm x 374 mm

Glass frame, satined

for horizontal and vertical installation
for A range



		Ref.-no.
white		
1-gang	90 mm x 90 mm	AV 581 GLM WW
2-gang	90 mm x 161 mm	AV 582 GLM WW
3-gang	90 mm x 232 mm	AV 583 GLM WW
4-gang	90 mm x 303 mm	AV 584 GLM WW
5-gang	90 mm x 374 mm	AV 585 GLM WW



		Ref.-no.
black		
1-gang	90 mm x 90 mm	AV 581 GLM SW
2-gang	90 mm x 161 mm	AV 582 GLM SW
3-gang	90 mm x 232 mm	AV 583 GLM SW
4-gang	90 mm x 303 mm	AV 584 GLM SW
5-gang	90 mm x 374 mm	AV 585 GLM SW



		Ref.-no.
champagne		
1-gang	90 mm x 90 mm	AV 581 GLM CH
2-gang	90 mm x 161 mm	AV 582 GLM CH
3-gang	90 mm x 232 mm	AV 583 GLM CH
4-gang	90 mm x 303 mm	AV 584 GLM CH
5-gang	90 mm x 374 mm	AV 585 GLM CH




		Ref.-no.
mocha		
1-gang	90 mm x 90 mm	AV 581 GLM MO
2-gang	90 mm x 161 mm	AV 582 GLM MO
3-gang	90 mm x 232 mm	AV 583 GLM MO
4-gang	90 mm x 303 mm	AV 584 GLM MO
5-gang	90 mm x 374 mm	AV 585 GLM MO

Glass frame, satined

for horizontal and vertical installation
for A range



		Ref.-no.
crystal grey		
1-gang	90 mm x 90 mm	AV 581 GLM KG
2-gang	90 mm x 161 mm	AV 582 GLM KG
3-gang	90 mm x 232 mm	AV 583 GLM KG
4-gang	90 mm x 303 mm	AV 584 GLM KG
5-gang	90 mm x 374 mm	AV 585 GLM KG



		Ref.-no.
emerald green		
1-gang	90 mm x 90 mm	AV 581 GLM SG
2-gang	90 mm x 161 mm	AV 582 GLM SG
3-gang	90 mm x 232 mm	AV 583 GLM SG
4-gang	90 mm x 303 mm	AV 584 GLM SG
5-gang	90 mm x 374 mm	AV 585 GLM SG



		Ref.-no.
night blue		
1-gang	90 mm x 90 mm	AV 581 GLM NB
2-gang	90 mm x 161 mm	AV 582 GLM NB
3-gang	90 mm x 232 mm	AV 583 GLM NB
4-gang	90 mm x 303 mm	AV 584 GLM NB
5-gang	90 mm x 374 mm	AV 585 GLM NB



CD range – decent colours
and an organic shape

CD range



The CD range is harmoniously matched in form, colour and function. The soft lines are underlined by the slight angularity of the rocker. Available in various colours made of plastic and variants made of metal. The centre plates have the dimensions of 67 x 67 mm. The single to 5-gang frames can be fitted horizontally or vertically.







CD range – modular system








The wide product palette of the CD range meets all technical requirements in private and commercial construction. Lighting, blind and temperature control, door communication, multimedia control, JUNG HOME and KNX can all be implemented in one harmonious look. The JUNG modular system combines the inserts with the respective cover and design frame to form a functional unit.

Colours and materials

Duroplastic (scratch-proof), glossy

ivory	similar to RAL 1013	
white	similar to RAL 9016	
brown	similar to RAL 8022	
grey	similar to RAL 7038	
light grey	similar to RAL 7035	
black	similar to RAL 9005	




Thermoplastic (breakproof) high-gloss

ivory	similar to RAL 1013	
white	similar to RAL 9016	
brown	similar to RAL 8022	
grey	similar to RAL 7038	
light grey	similar to RAL 7035	

Metal versions (anodised aluminium)

gold-bronze	
platinum	

Selected items are also available in other colours

orange	similar to RAL 2004	
green	similar to RAL 6029	
red	similar to RAL 3003	

CD 500 is available not only in the classic duroplastic version but also in a breakproof thermoplastic version. This means that the range also specifically meets the requirements of tenders for the public construction sector.

1-gang rocker



for switch ref.-no.: 501 U, 502 U, 503 U, 506 U, 507 U,
501-20 U, 506-20 U, 507-20 U
for push-button ref.-no.: 531 U, 532 U, 533 U, 533-2 U
for multi push-button ref.-no.: 531-41 U (not metal versions)
in combination with multi push-button no IP44 possible

Ref.-no.

Duroplastic (scratch-proof) glossy

- ivory ■ ■ CD 590
- white ■ ■ CD 590 WW
- brown ■ ■ CD 590 BR
- grey ■ ■ CD 590 GR
- light grey ■ ■ CD 590 LG
- black ■ ■ CD 590 SW

Metal versions (anodized aluminium)

- gold-bronze ■ ■ CD 590 GB
- platinum ■ ■ CD 590 PT

Thermoplastic (breakproof) high-gloss

- ivory ■ ■ ■ CD 590 BF
- white ■ ■ ■ CD 590 BF WW
- brown ■ ■ ■ CD 590 BF BR
- grey ■ ■ ■ CD 590 BF GR
- light grey ■ ■ ■ CD 590 BF LG

1-gang rocker with inscription field 9 x 58 mm



for switch ref.-no.: 501 U, 502 U, 503 U, 506 U, 507 U,
501-20 U, 506-20 U, 507-20 U
for push-button ref.-no.: 531 U, 532 U, 533 U, 533-2 U
for multi push-button ref.-no.: 531-41 U
in combination with multi push-button no IP44 possible

Spare part:

Transparent cover with paper inlay ref.-no.: CD 90 NA

Ref.-no.

Duroplastic (scratch-proof) glossy

- ivory ■ ■ CD 590 NA
- white ■ ■ CD 590 NA WW
- brown ■ ■ CD 590 NA BR
- grey ■ ■ CD 590 NA GR
- light grey ■ ■ CD 590 NA LG
- black ■ ■ CD 590 NA SW

Thermoplastic (breakproof) high-gloss

- ivory ■ ■ ■ CD 590 NABF
- white ■ ■ ■ CD 590 NABF WW

1-gang rocker with lens



for switch with indicator light ref.-no.: 502 KOU, 503 KOU,
506 KOU, 501-20 KOU, 502-20 KOU, 506-20 KOU
for push-button ref.-no.: 531 U, 533 U, 533-2 U, 534 U

Ref.-no.

Duroplastic (scratch-proof) glossy

- ivory ■ ■ CD 590 KO5
- white ■ ■ CD 590 KO5 WW
- brown ■ ■ CD 590 KO5 BR
- grey ■ ■ CD 590 KO5 GR
- light grey ■ ■ CD 590 KO5 LG
- black ■ ■ CD 590 KO5 SW

Metal versions (anodized aluminium)

- gold-bronze ■ ■ CD 590 KO5 GB
- platinum ■ ■ CD 590 KO5 PT

1-gang rocker with lens and inscription field 9 x 58 mm



for switch with indicator light ref.-no.: 502 KOU, 503 KOU,
506 KOU, 501-20 KOU, 502-20 KOU, 506-20 KOU
for push-button ref.-no.: 531 U, 533 U, 533-2 U, 534 U

Spare part:

Transparent cover with paper inlay ref.-no.: CD 90 NA

Ref.-no.

Duroplastic (scratch-proof) glossy

- ivory ■ ■ CD 590 NAKO5
- white ■ ■ CD 590 NAKO5 WW
- brown ■ ■ CD 590 NAKO5 BR
- grey ■ ■ CD 590 NAKO5 GR
- light grey ■ ■ CD 590 NAKO5 LG
- black ■ ■ CD 590 NAKO5 SW

1-gang rocker with big lens



for switch with indicator light ref.-no.: 502 KOU, 503 KOU,
506 KOU, 501-20 KOU, 502-20 KOU, 506-20 KOU
for push-button ref.-no.: 531 U, 533 U, 533-2 U, 534 U
with orange lens (ref.-no.: 33 O), can be replaced with
symbols ref.-no. 33..

Ref.-no.

Duroplastic (scratch-proof) glossy

- ivory ■ ■ CD 590 KO
- white ■ ■ CD 590 KO WW
- brown ■ ■ CD 590 KO BR
- grey ■ ■ CD 590 KO GR
- light grey ■ ■ CD 590 KO LG
- black ■ ■ CD 590 KO SW

Metal versions (anodized aluminium)

- gold-bronze ■ ■ CD 590 KO GB
- platinum ■ ■ CD 590 KO PT

Thermoplastic (breakproof) high-gloss

- ivory ■ ■ ■ CD 590 KOBF
- white ■ ■ ■ CD 590 KOBF WW
- brown ■ ■ ■ CD 590 KOBF BR
- grey ■ ■ ■ CD 590 KOBF GR
- light grey ■ ■ ■ CD 590 KOBF LG

1-gang rocker with big lens and inscription field 9 x 58 mm



for switch with indicator light ref.-no.: 502 KOU, 503 KOU,
506 KOU, 501-20 KOU, 502-20 KOU, 506-20 KOU
for push-button ref.-no.: 531 U, 533 U, 533-2 U, 534 U
with orange lens (ref.-no.: 33 O), can be replaced with
symbols ref.-no. 33..

Spare part:

Transparent cover with paper inlay ref.-no.: CD 90 NA

Ref.-no.

Duroplastic (scratch-proof) glossy

- ivory ■ ■ CD 590 NAKO
- white ■ ■ CD 590 NAKO WW

Lens with symbol, opaque



for rockers CD 590 KO .. and CD 590 NAKO ..

Ref.-no.

- ivory**
- symbol "light" 33 L
- symbol "bell" 33 K
- symbol door 33 T
- white**
- symbol "light" 33 L WW
- symbol "bell" 33 K WW
- symbol door 33 T WW

Lens without symbol, translucent

for rockers CD 590 KO .. and CD 590 NAKO ..

	Ref.-no.
green	33 GN
transparent	33 KLAR
orange	33 O
red	33 NR

1-gang rocker with arrow symbolsfor multi push-button ref.-no.: 531-41 U
in combination with multi push-button no IP44 possible


	Ref.-no.
Duroplastic (scratch-proof) glossy	
ivory	CD 590 P
white	CD 590 P WW
brown	CD 590 P BR
grey	CD 590 P GR
light grey	CD 590 P LG
black	CD 590 P SW

1-gang rocker with symbol "light"for switch ref.-no.: 501 U, 502 U, 503 U, 506 U, 507 U,
501-20 U, 506-20 U, 507-20 U
for push-button ref.-no.: 531 U, 532 U, 533 U, 533-2 U

	Ref.-no.
Duroplastic (scratch-proof) glossy	
ivory	CD 590 L
white	CD 590 L WW
brown	CD 590 L BR
grey	CD 590 L GR
light grey	CD 590 L LG
black	CD 590 L SW
Metal versions (anodized aluminium)	
gold-bronze	CD 590 L GB
platinum	CD 590 L PT
Thermoplastic (breakproof) high-gloss	
ivory	CD 590 BFL
white	CD 590 BFL WW

1-gang rocker with symbol "light", with lensfor switch with indicator light ref.-no.: 502 KOU, 503 KOU,
506 KOU, 501-20 KOU, 502-20 KOU, 506-20 KOU
for push-button ref.-no.: 531 U, 533 U, 533-2 U, 534 U

	Ref.-no.
Duroplastic (scratch-proof) glossy	
ivory	CD 590 KO5L
white	CD 590 KO5L WW
brown	CD 590 KO5L BR
grey	CD 590 KO5L GR
light grey	CD 590 KO5L LG
black	CD 590 KO5L SW
Metal versions (anodized aluminium)	
gold-bronze	CD 590 KO5L GB
platinum	CD 590 KO5L PT

1-gang rocker with symbol "bell"


for push-button ref.-no.: 531 U, 532 U, 533 U, 533-2 U

	Ref.-no.
Duroplastic (scratch-proof) glossy	
ivory	CD 590 K
white	CD 590 K WW
brown	CD 590 K BR
grey	CD 590 K GR
light grey	CD 590 K LG
black	CD 590 K SW
Metal versions (anodized aluminium)	
gold-bronze	CD 590 K GB
platinum	CD 590 K PT
Thermoplastic (breakproof) high-gloss	
ivory	CD 590 BFK
white	CD 590 BFK WW

1-gang rocker with symbol "bell", with lens

for push-button ref.-no.: 531 U, 533 U, 533-2 U, 534 U

	Ref.-no.
Duroplastic (scratch-proof) glossy	
ivory	CD 590 KO5K
white	CD 590 KO5K WW
brown	CD 590 KO5K BR
grey	CD 590 KO5K GR
light grey	CD 590 KO5K LG
black	CD 590 KO5K SW
Metal versions (anodized aluminium)	
gold-bronze	CD 590 KO5K GB
platinum	CD 590 KO5K PT

1-gang rocker with symbol "door"

for push-button ref.-no.: 531 U, 532 U, 533 U, 533-2 U

	Ref.-no.
Duroplastic (scratch-proof) glossy	
ivory	CD 590 T
white	CD 590 T WW
brown	CD 590 T BR
grey	CD 590 T GR
light grey	CD 590 T LG
black	CD 590 T SW
Metal versions (anodized aluminium)	
gold-bronze	CD 590 T GB
platinum	CD 590 T PT
Thermoplastic (breakproof) high-gloss	
ivory	CD 590 BFT
white	CD 590 BFT WW

1-gang rocker with symbol "door", with lens



for push-button ref.-no.: 531 U, 533 U, 533-2 U, 534 U

Ref.-no.

Duroplastic (scratch-proof) glossy

- ivory ■ CD 590 KO5T
- white ■ CD 590 KO5T WW
- brown ■ CD 590 KO5T BR
- grey ■ CD 590 KO5T GR
- light grey ■ CD 590 KO5T LG
- black ■ CD 590 KO5T SW

Metal versions (anodized aluminium)

- gold-bronze CD 590 KO5T GB
- platinum CD 590 KO5T PT

Holder plate



for frame fixing and 1-gang rocker bearing (spare part)

Ref.-no.

- black CD 90 HP
- for metal versions**
- black CD 90 MHP

1-gang rocker with glass plate



with rocker and red lens for all 1-gang switch/push-button inserts


With adhesive labels "Notschalter, Heizung, Rauchabzug, öffnen, Lichtkuppel, Hausalarm, bei Feuer Glas einschlagen – Knopf drücken"

Ref.-no.

Thermoplastic (breakproof) high-gloss

- red similar RAL 3000 **561 GL RT**
- blue similar RAL 5015 **561 GL BL**
- yellow similar RAL 1004 **561 GL GE**

Glass plate



(spare part) for covers with glass plate ref.-no.: AS 561 GL ..., 561 GL ..., 860 WGL ..

Ref.-no.

64 x 53 x 1 mm (W x H x D)

60 GL

Frame, 1-gang



for covers with glass plate ref.-no.: 561 GL .. 81 x 81 x 10 mm

Ref.-no.

Thermoplastic (breakproof) high-gloss

- red similar RAL 3000 **CD 581 GL RT**
- blue similar RAL 5015 **CD 581 GL BL**
- yellow similar RAL 1004 **CD 581 GL GE**

2-way pull cord switch 10 AX / 250 V ~



with integrated frame for wall and ceiling installation with screw terminals for rigid and flexible wires up to 2.5 mm² with 50 mm pull cord

Ref.-no.

Duroplastic (scratch-proof) glossy

- ivory ■ **5506 ZU**
- white ■ **5506 ZU WW**

2-way pull cord switch 10 AX / 250 V ~



for wall and ceiling installation with screw terminals for rigid and flexible wires up to 2.5 mm² with 50 mm pull cord

Pull cord push-button for wall mounting can be realised with: push-button 531 U, pull cord insert 34 and rocker CD 590 KO.. or with push-button 531 U, pull cord insert 34 KO5 and rocker CD 590 KO5..

Ref.-no.

Duroplastic (scratch-proof) glossy

- ivory ■ **Z 506 NUZV**
- white ■ **Z 506 NUZ VWW**

2-gang rocker



for switch ref.-no.: 505 U, 509 U, 505-20 U, 509-20 U for push-button ref.-no.: 535 U, 539 U for multi push-button ref.-no.: 532-4 U (not metal versions) in combination with multi push-button no IP44 possible

Ref.-no.

Duroplastic (scratch-proof) glossy

- ivory ■ ■ **CD 595**
- white ■ ■ **CD 595 WW**
- brown ■ ■ **CD 595 BR**
- grey ■ ■ **CD 595 GR**
- light grey ■ ■ **CD 595 LG**
- black ■ ■ **CD 595 SW**

Metal versions (anodized aluminium)

- gold-bronze ■ ■ **CD 595 GB**
- platinum ■ ■ **CD 595 PT**

Thermoplastic (breakproof) high-gloss

- ivory ■ ■ ■ **CD 595 BF**
- white ■ ■ ■ **CD 595 BF WW**
- brown ■ ■ ■ **CD 595 BF BR**
- grey ■ ■ ■ **CD 595 BF GR**
- light grey ■ ■ ■ **CD 595 BF LG**

2-gang rocker with inscription fields 9 x 27 mm



for switch ref.-no.: 505 U, 509 U, 505-20 U, 509-20 U
 for push-button ref.-no.: 535 U, 539 U
 for multi push-button ref.-no.: 532-4 U
 in combination with multi push-button no IP44 possible

Spare part:
 Transparent cover with paper inlay ref.-no.: CD 95 NA

	Ref.-no.
Duroplastic (scratch-proof) glossy	
ivory	■ ■ CD 595 NA
white	■ ■ CD 595 NA WW
brown	■ ■ CD 595 NA BR
grey	■ ■ CD 595 NA GR
light grey	■ ■ CD 595 NA LG
black	■ ■ CD 595 NA SW

2-gang rocker with arrow symbols



for multi push-button ref.-no.: 532-4 U
 in combination with multi push-button no IP44 possible

	Ref.-no.
Duroplastic (scratch-proof) glossy	
ivory	CD 595 MP
white	CD 595 MP WW
brown	CD 595 MP BR
grey	CD 595 MP GR
light grey	CD 595 MP LG
black	CD 595 MP SW

2-gang rocker with lens



for switch ref.-no.: 505 U 5
 for switch with indicator light ref.-no.: 505 KOU 5
 for push-button ref.-no.: 535 U 5

	Ref.-no.
Duroplastic (scratch-proof) glossy	
ivory	■ ■ CD 595 KO5
white	■ ■ CD 595 KO5 WW
brown	■ ■ CD 595 KO5 BR
grey	■ ■ CD 595 KO5 GR
light grey	■ ■ CD 595 KO5 LG
black	■ ■ CD 595 KO5 SW
Metal versions (anodized aluminium)	
gold-bronze	■ ■ CD 595 KO5 GB
platinum	■ ■ CD 595 KO5 PT
Thermoplastic (breakproof) high-gloss	
ivory	■ ■ ■ CD 595 KO5BF
white	■ ■ ■ CD 595 KO5BF WW
brown	■ ■ ■ CD 595 KO5BF BR
grey	■ ■ ■ CD 595 KO5BF GR
light grey	■ ■ ■ CD 595 KO5BF LG

Holder plate



for frame fixing and 2-gang rocker bearing
 (spare part)

	Ref.-no.
black	CD 95 HP
for metal versions	
black	CD 95 MHP

Centre plate



for key switch ref.-no.: 104.28, 134.18, 134.28, 133.18, 138.18, 106.28
 for key switch IP44 ref.-no.: CD 104.18 WU, CD 134.18 WU, CD 133.18 WU, CD 106.18 WU

One escutcheon plate with symbols and one without symbols included in delivery.
 Height of escutcheon plate: 11 mm

	Ref.-no.
Thermoplastic (breakproof) high-gloss	
ivory	■ ■ ■ 528
white	■ ■ ■ CD 528 WW
brown	■ ■ ■ CD 528 BR
grey	■ ■ ■ CD 528 GR
light grey	■ ■ ■ CD 528 LG
black	■ ■ ■ CD 528 SW
Metal versions (anodized aluminium)	
gold-bronze	■ ■ CD 528 GB
platinum	■ ■ CD 528 PT

Centre plate



for key switch ref.-no.: 104.15, 134.15, 133.15, 106.15

	Ref.-no.
Thermoplastic (breakproof) high-gloss	
ivory	■ ■ 525
white	■ ■ CD 525 WW
brown	■ ■ CD 525 BR
grey	■ ■ CD 525 GR
light grey	■ ■ CD 525 LG
black	■ ■ CD 525 SW
Metal versions (anodized aluminium)	
gold-bronze	■ ■ CD 525 GB
platinum	■ ■ CD 525 PT

2-gang rocker with arrow symbols



for blind switch ref.-no.: 509 VU
 for blind push-button ref.-no.: 539 VU

	Ref.-no.
Duroplastic (scratch-proof) glossy	
ivory	■ CD 595 P
white	■ CD 595 P WW
brown	■ CD 595 P BR
grey	■ CD 595 P GR
light grey	■ CD 595 P LG
black	■ CD 595 P SW
Metal versions (anodized aluminium)	
gold-bronze	CD 595 P GB
platinum	CD 595 P PT
Thermoplastic (breakproof) high-gloss	
ivory	■ CD 595 PBF
white	■ CD 595 PBF WW
brown	■ CD 595 PBF BR
grey	■ CD 595 PBF GR
light grey	■ CD 595 PBF LG

Centre plate with knob



for rotary switch ref.-no.: 1101-4, 1101-20
for timer switch ref.-no.: 11015, 11120-20
for rotary blind switch ref.-no.: 1234.10, 1234.20

also for volume control WHD type: LST..JU UP and LR..JU UP
and for program selection WHD type: PRO 3 JU..

Ref.-no.

Duroplastic (scratch-proof) glossy

- ivory ■ ■ CD 1541
- white ■ ■ CD 1541 WW
- brown ■ ■ CD 1541 BR
- grey ■ ■ CD 1541 GR
- light grey ■ ■ CD 1541 LG
- black ■ ■ CD 1541 SW

Metal versions (anodized aluminium)

- gold-bronze ■ ■ CD 1541 GB
- platinum ■ ■ CD 1541 PT

Electronic timer, 230 V~, 1500 VA



with frame
The device is operated simply by pressing the button. After a previously set time delay the timer switches off automatically. The activated time delay can be stopped by pressing the button again.
1-pole switch contact, with status LED, satellite operation possible

Ref.-no.

Duroplastic (scratch-proof) glossy time delay 1 – 60 min.

- white ■ ■ CD 1060 ET WW

Duroplastic (scratch-proof) glossy time delay 1 – 8 hours

- white ■ ■ CD 10.480 ET WW

Timer switch 16 AX / 250 V ~



with screw terminals for rigid and flexible wires up to 4 mm²
screw fixing only, without claws
incl. 1-gang frame and scale disc
time tolerance ± 10 %, resettable by means of slip clutch

Ref.-no.

Duroplastic (scratch-proof) glossy

- white 2-pole, max. ■ ■ CD 11030 WW
- 1-way 30 minutes
- white 1-pole, max. ■ ■ CD 11030-20 WW
- 2-way 30 minutes
- white 2-pole, max. ■ ■ CD 11060 WW
- 1-way 60 minutes
- white 2-pole, max. ■ ■ CD 11120 WW
- 1-way 120 minutes
- white 1-pole, max. ■ ■ CD 11120-20 WW
- 2-way 120 minutes
- white 2-pole, max. ■ ■ CD 11240 WW
- 1-way 240 minutes
- white 2-pole, max. ■ ■ CD 11360 WW
- 1-way 360 minutes
- white 2-pole, max. ■ ■ CD 11720 WW
- 1-way 720 minutes

Timer switch with synchronised drive 16 AX 250 V ~



screw fixing only, without claws
neutral conductor required

Ref.-no.

Thermoplastic (breakproof) high-gloss

- ivory ■ ■ CD 5024
- white ■ ■ CD 5024 WW

SCHUKO® socket 16 A / 250 V ~



with screwless terminals for rigid and untreated flexible wires up to 2.5 mm²
without claws: ref.-no. with additional "N", e.g.: ..1520 N..
with screw terminals: ref.-no. ..1521..
Supporting frame, claws and claw screws are integrated into the earth protection.

Ref.-no.

Duroplastic (scratch-proof) glossy

- ivory ■ ■ CD 1520
- white ■ ■ CD 1520 WW
- brown ■ ■ CD 1520 BR
- grey ■ ■ CD 1520 GR
- light grey ■ ■ CD 1520 LG
- black ■ ■ CD 1520 SW

Metal versions (anodized aluminium)

- gold-bronze ■ ■ CD 1520 GB
- platinum ■ ■ CD 1520 PT

Thermoplastic (breakproof) high-gloss

- ivory ■ ■ CD 1520 BF
- white ■ ■ CD 1520 BF WW
- brown ■ ■ CD 1520 BF BR
- grey ■ ■ CD 1520 BF GR
- green (SV) ■ ■ CD 1520 BF GN
- light grey ■ ■ CD 1520 BF LG
- orange (ZSV) ■ ■ CD 1520 BF O

SCHUKO® socket 16 A / 250 V ~



with screw terminals for rigid and flexible wires up to 2.5 mm²
without claws: ref.-no. with additional "N", e.g.: ..1521 N..
Supporting frame, claws and claw screws are integrated into the earth protection.

Ref.-no.

Duroplastic (scratch-proof) glossy

- ivory ■ ■ CD 1521
- white ■ ■ CD 1521 WW
- brown ■ ■ CD 1521 BR
- grey ■ ■ CD 1521 GR
- light grey ■ ■ CD 1521 LG
- black ■ ■ CD 1521 SW

Metal versions (anodized aluminium)

- gold-bronze ■ ■ CD 1521 GB
- platinum ■ ■ CD 1521 PT

Thermoplastic (breakproof) high-gloss

- ivory ■ ■ CD 1521 BF
- white ■ ■ CD 1521 BF WW
- brown ■ ■ CD 1521 BF BR
- green (SV) ■ ■ CD 1521 BF GN
- grey ■ ■ CD 1521 BF GR
- light grey ■ ■ CD 1521 BF LG

SCHUKO® socket 16 A / 250 V ~

with enhanced contact protection / shutter (Safety Plus)
with screwless terminals for rigid and untreated flexible wires up to 2.5 mm²
without claws: ref.-no. with additional "N", e.g.: ..1520 N..
with screw terminals: ref.-no. ..1521..
Supporting frame, claws and claw screws are integrated into the earth protection.

Ref.-no.**Duroplastic (scratch-proof) glossy**

ivory	■	CD 1520 KI
white	■	CD 1520 KI WW
black	■	CD 1520 KI SW

Metal versions (anodized aluminium)

gold-bronze	■ ■	CD 1520 KI GB
platinum	■ ■	CD 1520 KI PT

Thermoplastic (breakproof) high-gloss

ivory	■ ■	CD 1520 BFKI
white	■ ■	CD 1520 BFKI WW
brown	■ ■	CD 1520 BFKI BR
grey	■ ■	CD 1520 BFKI GR
green (SV)	■ ■	CD 1520 BFKI GN
light grey	■ ■	CD 1520 BFKI LG
orange (ZSV)	■ ■	CD 1520 BFKI O
red	■ ■	CD 1520 BFKI RT
black	■ ■	CD 1520 BFKI SW

SCHUKO® socket 16 A / 250 V ~

with enhanced contact protection / shutter (Safety Plus)
with screw terminals for rigid and flexible wires up to 2.5 mm²
without claws: ref.-no. with additional "N", e.g.: ..1521 N..
Supporting frame, claws and claw screws are integrated into the earth protection.

Ref.-no.**Duroplastic (scratch-proof) glossy**

ivory	■	CD 1521 KI
white	■	CD 1521 KI WW
brown	■	CD 1521 KI BR
grey	■	CD 1521 KI GR
light grey	■	CD 1521 KI LG
black	■	CD 1521 KI SW

Metal versions (anodized aluminium)

gold-bronze	■ ■	CD 1521 KI GB
platinum	■ ■	CD 1521 KI PT

Thermoplastic (breakproof) high-gloss

ivory	■ ■	CD 1521 BFKI
white	■ ■	CD 1521 BFKI WW
brown	■ ■	CD 1521 BFKI BR
green (SV)	■ ■	CD 1521 BFKI GN
grey	■ ■	CD 1521 BFKI GR
light grey	■ ■	CD 1521 BFKI LG
red	■ ■	CD 1521 BFKI RT

SCHUKO® socket 45°, 16 A / 250 V ~

with screwless terminals for rigid wires up to 2.5 mm²
especially suitable for vertical combination of several sockets
without claws: ref.-no. with additional "N", e.g.: ..520-45 N..

Ref.-no.**Duroplastic (scratch-proof) glossy**

ivory	■	520-45
white	■	CD 520-45 WW

SCHUKO® socket 16 A / 250 V ~

with inscription field 6 x 37 mm
with screwless terminals for rigid and untreated flexible wires up to 2.5 mm²
without claws: ref.-no. with additional "N", e.g.: ..1520 N..
with screw terminals: ref.-no. ..1521..
Supporting frame, claws and claw screws are integrated into the earth protection.

Spare part:

Transparent cover with paper inlay ref.-no.: CD 20 NA

Ref.-no.**Duroplastic (scratch-proof) glossy**

ivory	■	CD 1520 NA
white	■	CD 1520 NA WW
brown	■	CD 1520 NA BR
grey	■	CD 1520 NA GR
light grey	■	CD 1520 NA LG
black	■	CD 1520 NA SW

Thermoplastic (breakproof) high-gloss

ivory	■ ■	CD 1520 BFNA
white	■ ■	CD 1520 BFNA WW
brown	■ ■	CD 1520 BFNA BR
grey	■ ■	CD 1520 BFNA GR
green (SV)	■ ■	CD 1520 BFNA GN
light grey	■ ■	CD 1520 BFNA LG
orange (ZSV)	■ ■	CD 1520 BFNA O

SCHUKO® socket 16 A / 250 V ~

with inscription field 6 x 37 mm
with screw terminals for rigid and flexible wires up to 2.5 mm²
Supporting frame, claws and claw screws are integrated into the earth protection.

Ref.-no.**Thermoplastic (breakproof) high-gloss**

ivory	■ ■	CD 1521 BFNA
white	■ ■	CD 1521 BFNA WW
brown	■ ■	CD 1521 BFNA BR
green (SV)	■ ■	CD 1521 BFNA GN
grey	■ ■	CD 1521 BFNA GR
light grey	■ ■	CD 1521 BFNA LG

SCHUKO® socket 16 A / 250 V ~

with enhanced contact protection / shutter (Safety Plus)
with inscription field 6 x 37 mm
with screwless terminals for rigid and untreated flexible wires up to 2.5 mm²
without claws: ref.-no. with additional "N", e.g.: ..1520 N..
with screw terminals: ref.-no. ..1521..
Supporting frame, claws and claw screws are integrated into the earth protection.

Spare part:

Transparent cover with paper inlay ref.-no.: CD 20 NA

Ref.-no.**Duroplastic (scratch-proof) glossy**

ivory	■	CD 1520 KINA
white	■	CD 1520 KINA WW
brown	■	CD 1520 KINA BR
grey	■	CD 1520 KINA GR
light grey	■	CD 1520 KINA LG
black	■	CD 1520 KINA SW

Thermoplastic (breakproof) high-gloss

ivory	■ ■	CD 1520 BFKINA
white	■ ■	CD 1520 BFKINA WW
brown	■ ■	CD 1520 BFKINA BR
grey	■ ■	CD 1520 BFKINA GR
green (SV)	■ ■	CD 1520 BFKINA GN
light grey	■ ■	CD 1520 BFKINA LG
orange (ZSV)	■ ■	CD 1520 BFKINA O
red	■ ■	CD 1520 BFKINA RT
black	■ ■	CD 1520 BFKINA SW

SCHUKO® socket 16 A / 250 V ~



with pilot light (green LED) ref.-no.: 193-LED GN
with enhanced contact protection / shutter (Safety Plus)
with inscription field 6 x 37 mm
 with screwless terminals for rigid and untreated flexible wires up to 2.5 mm²
 without claws: ref.-no. with additional "N", e.g.: ..1520 N..
 Supporting frame, claws and claw screws are integrated into the earth protection.

Spare part:

Transparent cover with paper inlay ref.-no.: CD 20 NA

	Ref.-no.
Thermoplastic (breakproof) high-gloss	
ivory	■ ■ ■ CD 1520 BFNAKO
white	■ ■ ■ CD 1520 BFNAKO WW
green (SV)	■ ■ ■ CD 1520 BFNAKO GN
orange (ZSV)	■ ■ ■ CD 1520 BFNAKO O
red	■ ■ ■ CD 1520 BFNAKO RT

SCHUKO® socket 16 A / 250 V ~



with hinged lid (with spring)
 with screwless terminals for rigid and untreated flexible wires up to 2.5 mm²
 without claws: ref.-no. with additional "N", e.g.: ..1520 N..
 with screw terminals: ref.-no. ..1521..
 Supporting frame, claws and claw screws are integrated into the earth protection.

	Ref.-no.
Thermoplastic (breakproof) high-gloss	
ivory	■ ■ ■ CD 1520 BFKL
white	■ ■ ■ CD 1520 BFKL WW
brown	■ ■ ■ CD 1520 BFKL BR
grey	■ ■ ■ CD 1520 BFKL GR
green (SV)	■ ■ ■ CD 1520 BFKL GN
light grey	■ ■ ■ CD 1520 BFKL LG
orange (ZSV)	■ ■ ■ CD 1520 BFKL O
red	■ ■ ■ CD 1520 BFKL RT
black	■ ■ ■ CD 1520 BFKL SW

SCHUKO® socket 16 A / 250 V ~



with hinged lid (with spring)
 with screw terminals for rigid and flexible wires up to 2.5 mm²
 without claws: ref.-no. with additional "N", e.g.: ..1521 N..
 Supporting frame, claws and claw screws are integrated into the earth protection.

	Ref.-no.
Thermoplastic (breakproof) high-gloss	
ivory	■ ■ ■ CD 1521 BFKL
white	■ ■ ■ CD 1521 BFKL WW
brown	■ ■ ■ CD 1521 BFKL BR
green (SV)	■ ■ ■ CD 1521 BFKL GN
light grey	■ ■ ■ CD 1521 BFKL LG
orange (ZSV)	■ ■ ■ CD 1521 BFKL O

SCHUKO® socket 16 A / 250 V ~



with hinged lid (with spring)
with enhanced contact protection / shutter (Safety Plus)
 with screwless terminals for rigid and untreated flexible wires up to 2.5 mm²
 without claws: ref.-no. with additional "N", e.g.: ..1520 N..
 with screw terminals: ref.-no. ..1521..
 Supporting frame, claws and claw screws are integrated into the earth protection.

	Ref.-no.
Thermoplastic (breakproof) high-gloss	
ivory	■ ■ ■ CD 1520 BFKIKL
white	■ ■ ■ CD 1520 BFKIKL WW
brown	■ ■ ■ CD 1520 BFKIKL BR
grey	■ ■ ■ CD 1520 BFKIKL GR
green (SV)	■ ■ ■ CD 1520 BFKIKL GN
light grey	■ ■ ■ CD 1520 BFKIKL LG
orange (ZSV)	■ ■ ■ CD 1520 BFKIKL O
red	■ ■ ■ CD 1520 BFKIKL RT
black	■ ■ ■ CD 1520 BFKIKL SW

SCHUKO® socket 16 A / 250 V ~



with hinged lid (with spring)
with inscription field 9 x 58 mm
with enhanced contact protection / shutter (Safety Plus)
 with screwless terminals for rigid and untreated flexible wires up to 2.5 mm²
 without claws: ref.-no. with additional "N", e.g.: ..1520 N..
 with screw terminals: ref.-no. ..1521..
 Supporting frame, claws and claw screws are integrated into

the earth protection.

Spare part:

Transparent cover with paper inlay ref.-no.: CD 90 NA

	Ref.-no.
Thermoplastic (breakproof) high-gloss	
ivory	■ ■ ■ CD 1520 BFNAKL
white	■ ■ ■ CD 1520 BFNAKL WW
brown	■ ■ ■ CD 1520 BFNAKL BR
grey	■ ■ ■ CD 1520 BFNAKL GR
green (SV)	■ ■ ■ CD 1520 BFNAKL GN
light grey	■ ■ ■ CD 1520 BFNAKL LG
orange (ZSV)	■ ■ ■ CD 1520 BFNAKL O
red	■ ■ ■ CD 1520 BFNAKL RT

SCHUKO® socket 16 A / 250 V ~



with hinged lid (with spring)
with inscription field 9 x 58 mm
with enhanced contact protection / shutter (Safety Plus)
 with screw terminals for rigid and flexible wires up to 2.5 mm²
 without claws: ref.-no. with additional "N", e.g.: ..1521 N..
 Supporting frame, claws and claw screws are integrated into the earth protection.

	Ref.-no.
Thermoplastic (breakproof) high-gloss	
ivory	■ ■ ■ CD 1521 BFNAKL
white	■ ■ ■ CD 1521 BFNAKL WW
brown	■ ■ ■ CD 1521 BFNAKL BR
grey	■ ■ ■ CD 1521 BFNAKL GR
green (SV)	■ ■ ■ CD 1521 BFNAKL GN
light grey	■ ■ ■ CD 1521 BFNAKL LG
orange (ZSV)	■ ■ ■ CD 1521 BFNAKL O

SCHUKO® socket 16 A / 250 V ~

with hinged lid (with spring)
with inscription field 9 x 39 mm
with pilot light (green LED) ref.-no.: 193-LED GN
with enhanced contact protection / shutter (Safety Plus)
with screwless terminals for rigid and untreated flexible wires up to 2.5 mm²
without claws: ref.-no. with additional "N", e.g.: ..1520 N..
Supporting frame, claws and claw screws are integrated into

the earth protection.

Spare part:

Transparent cover with paper inlay ref.-no.: LS 90 NA

Ref.-no.**Thermoplastic (breakproof) high-gloss**

ivory	■ ■ ■	CD 1520 NAKLKO
white	■ ■ ■	CD 1520 NAKLKO WW
green (SV)	■ ■ ■	CD 1520 NAKLKO GN
orange (ZSV)	■ ■ ■	CD 1520 NAKLKO O
red	■ ■ ■	CD 1520 NAKLKO RT

SCHUKO® socket 16 A / 250 V ~

with hinged lid (with spring)
with inscription field 9 x 39 mm
with safety lock (24 different locks)
with 2 keys
with enhanced contact protection / shutter (Safety Plus)
with screwless terminals for rigid and untreated flexible wires up to 2.5 mm²
without claws: ref.-no. with additional "N", e.g.: ..1520 N..
Supporting frame, claws and claw screws are integrated into the earth protection.

Spare part:

Transparent cover with paper inlay ref.-no.: LS 90 NA

Spare key ref.-no.: 802 SL to 825 SL (When ordering, please indicate lock number, e.g. 813 SL)

Ref.-no.**Thermoplastic (breakproof) high-gloss**

ivory	■ ■ ■	CD 1520 NAKLSL
white	■ ■ ■	CD 1520 NAKLSL WW
brown	■ ■ ■	CD 1520 NAKLSL BR
grey	■ ■ ■	CD 1520 NAKLSL GR
green (SV)	■ ■ ■	CD 1520 NAKLSL GN
light grey	■ ■ ■	CD 1520 NAKLSL LG
orange (ZSV)	■ ■ ■	CD 1520 NAKLSL O

SCHUKO® socket 16 A / 250 V ~

with surge voltage protection
with inscription field 6 x 37 mm
with screw terminals for rigid and flexible wires up to 2.5 mm²
without claws: ref.-no. with additional "N", e.g.: ..521 N..
Supporting frame, claws and claw screws are integrated into the earth protection.

Spare part:

Transparent cover with paper inlay ref.-no.: CD 20 NA

Ref.-no.**Duroplastic (scratch-proof) glossy**

ivory	521 ZNAUF
white	CD 521 NAUF WW

SCHUKO® socket with RCD (residual current device) 16 A / 250 V ~

according to DIN EN 61008-1 (VDE 0664-10) and
DIN EN 61008-2-1 (VDE 0664-11)
Rated residual current: 30 mA
with enhanced contact protection / shutter (Safety Plus)
with screwless terminals for rigid wires up to 2.5 mm²
not suitable for installation in surface caps

Ref.-no.**Thermoplastic (breakproof) high-gloss**

ivory	CD 5520.30
white	CD 5520.30 WW

JUNG HOME SCHUKO® socket

with enhanced contact protection / shutter (Safety Plus)
with screw terminals for rigid and flexible wires up to 2.5 mm²
Supporting frame, claws and claw screws are integrated into the earth protection.

Ref.-no.**Thermoplastic (breakproof) high-gloss**

ivory	■ ■ ■	BT CD 1521 S
white	■ ■ ■	BT CD 1521 S WW
brown	■ ■ ■	BT CD 1521 S BR
grey	■ ■ ■	BT CD 1521 S GR
light grey	■ ■ ■	BT CD 1521 S LG
black	■ ■ ■	BT CD 1521 S SW

metal colours (thermoplastic lacquered)

gold-bronze	■ ■ ■	BT CD 1521 S GB
platinum	■ ■ ■	BT CD 1521 S PT

JUNG HOME SCHUKO® socket Energy

with enhanced contact protection / shutter (Safety Plus)
with screw terminals for rigid and flexible wires up to 2.5 mm²
Supporting frame, claws and claw screws are integrated into the earth protection.

Ref.-no.**Thermoplastic (breakproof) high-gloss**

ivory	■ ■ ■	BT CD 1521 SE
white	■ ■ ■	BT CD 1521 SE WW
brown	■ ■ ■	BT CD 1521 SE BR
grey	■ ■ ■	BT CD 1521 SE GR
light grey	■ ■ ■	BT CD 1521 SE LG
black	■ ■ ■	BT CD 1521 SE SW

metal colours (thermoplastic lacquered)

gold-bronze	■ ■ ■	BT CD 1521 SE GB
platinum	■ ■ ■	BT CD 1521 SE PT

Socket, 2-pole without earth 16 A / 250 V ~

with screwless terminals for rigid and untreated flexible wires up to 2.5 mm²
screw fixing only, without claws

Ref.-no.**Duroplastic (scratch-proof) glossy**

ivory	■ ■ ■	1510 NUZV
white	■ ■ ■	CD 1510 N WW
brown	■ ■ ■	CD 1510 N BR
grey	■ ■ ■	CD 1510 N GR
light grey	■ ■ ■	CD 1510 N LG
black	■ ■ ■	CD 1510 N SW

Socket, 2-pole without earth 16 A / 250 V ~

with screw terminals for rigid and flexible wires up to 2.5 mm²
screw fixing only, without claws

Ref.-no.**Metal versions (anodized aluminium)**

gold-bronze	■ ■ ■	CD 511 N GB
platinum	■ ■ ■	CD 511 N PT

Socket, 2-pole without earth 16 A / 250 V ~



with enhanced contact protection (shutter)
with screwless terminals for rigid and untreated flexible wires up to 2.5 mm²
screw fixing only, without claws

Ref.-no.

Duroplastic (scratch-proof) glossy		
ivory	■	1510 NKIUZV
white	■	CD 1510 NKI WW

Socket insert, French/Belgian system



2-pole + male earth pin, 16 A / 250 V ~
CEE 7/5
with screwless terminals for rigid and untreated flexible wires up to 2.5 mm²
for centre plates ref.-no. .. 1521 F .. PL ..
Supporting frame, claws and claw screws are integrated into the earth protection.
with claws

Ref.-no.

with screwless terminals	1520 F EINS
--------------------------	--------------------

Socket insert, French/Belgian system



2-pole + male earth pin, 16 A / 250 V ~
CEE 7/5
with screw terminals for rigid and flexible wires up to 2.5 mm²
acc. to NFC 61-314
for centre plates ref.-no. .. 1521 F .. PL ..
Supporting frame, claws and claw screws are integrated into the earth protection.
with claws

Ref.-no.

with screw terminals	1521 F EINS
----------------------	--------------------

Socket insert, French/Belgian system



2-pole + male earth pin, 16 A / 250 V ~
CEE 7/5
with screwless terminals for rigid and untreated flexible wires up to 2.5 mm²
for centre plates ref.-no. .. 1521 F .. PL ..
Supporting frame is integrated into the earth protection.
without claws

Ref.-no.

with screwless terminals	1520 NF EINS
--------------------------	---------------------

Socket insert, French/Belgian system



2-pole + male earth pin, 16 A / 250 V ~
CEE 7/5
with screw terminals for rigid and flexible wires up to 2.5 mm²
acc. to NFC 61-314
for centre plates ref.-no. .. 1521 F .. PL ..
Supporting frame is integrated into the earth protection.
without claws

Ref.-no.

with screw terminals	1521 NF EINS
----------------------	---------------------

Centre plate



for socket insert, French/Belgian system, ref.-no.:
1520 ..F EINS, 1521 ..F EINS
with enhanced contact protection / shutter (Safety Plus)

Ref.-no.

Duroplastic (scratch-proof) glossy		
ivory	■	CD 1521 FKI PL-1
white	■	CD 1521 FKI WW PL-1
brown	■	CD 1521 FKI BR PL-1
grey	■	CD 1521 FKI GR PL-1
light grey	■	CD 1521 FKI LG PL-1
black	■	CD 1521 FKI SW PL-1
Metal versions (anodized aluminium)		
gold-bronze	■	CD 1521 FKI GB PL-1
platinum	■	CD 1521 FKI PT PL-1

Centre plate



for socket insert, French/Belgian system, ref.-no.:
1520 ..F EINS, 1521 ..F EINS
with enhanced contact protection / shutter (Safety Plus)
with inscription field 6 x 37 mm

Ref.-no.

Duroplastic (scratch-proof) glossy		
white	■	CD 1521 FKINA WW P1
light grey	■	CD 1521 FKINA LG P1

Socket, US NEMA system



15 A, 125 V ~, 5-15R, 2-pole + earth
with screw terminals for rigid and flexible wires up to 4 mm²
acc. to US-NEMA

Ref.-no.

Thermoplastic (breakproof) high-gloss		
ivory	■	CD 521-15
white	■	CD 521-15 WW

Socket, US NEMA system



20 A, 125 V ~, 5-20R, 2-pole + earth
with screw terminals for rigid and flexible wires up to 4 mm²
acc. to US-NEMA

Ref.-no.

Thermoplastic (breakproof) high-gloss		
ivory	■	CD 521-20
white	■	CD 521-20 WW

RCD (residual current device) 16 A / 250 V ~

according to DIN EN 61008-1 (VDE 0664-10) and
DIN EN 61008-2-1 (VDE 0664-11)
Rated residual current: 30 mA
with screwless terminals for rigid wires up to 2.5 mm²
not suitable for installation in surface caps

Ref.-no.**Thermoplastic (breakproof) high-gloss**

ivory ■ **CD 5530 FIB**
white ■ **CD 5530 FIB WW**

Centre plate with knob

for rotary dimmer ref.-no.: 1730 DD, 1731 DD, 211 GDE
for satellite dimmer ref.-no.: 1733 DNE
for rotary controller 1-10 V ref.-no.: 240-10
for DALI rotary controllers ref.-no.: 1740 DSTE, 1741 DSTE,
1745 DSTE, 1746 DSTE
for speed regulator ref.-no.: 1735 DS

Ref.-no.**Duroplastic (scratch-proof) glossy**

ivory ■ **CD 1740**
white ■ **CD 1740 WW**
brown ■ **CD 1740 BR**
grey ■ **CD 1740 GR**
light grey ■ **CD 1740 LG**
black ■ **CD 1740 SW**

metal colours (duroplastic lacquered)

gold-bronze ■ **CD 1740 GB**
platinum ■ **CD 1740 PT**

Rotary dimmer LED with rotary on/off

with cover and integrated frame
without satellite input

single device, not suitable for combinations

- Switching and dimming incandescent lamps, HV halogen lamps and dimmable leading edge phase control HV LED lamps

Ref.-no.**Duroplastic (scratch-proof) glossy**

ivory ■ **CD 5544.03 V**
white ■ **CD 5544.03 V WW**

Technical data

Rated voltage: AC 230 V ~
Connected load at 25 °C
Incandescent lamps: 20 ... 200 W
HV halogen lamps: 20 ... 200 W
Dimmable HV LED lamps: typical 3 ... 40 W
Ohmic and HV LED: typical 3 ... 40 W

JUNG HOME push-button 1-gang

for inserts "blinds" ref.-no.: 1730 JE and 1731 JE
for inserts "light" ref.-no.: 1701 SE, 1701 PSE, 1704 ESE,
1702 SE, 1710 DE, 1711 DE, 1712 DE, 1713 DSTE, 1723 NE

A labelling request in the GRAPHIC TOOL must be submitted
together with the order: jung.group/gt
Subsequent labelling of the buttons is not possible.

Ref.-no.**Duroplastic (scratch-proof) glossy**

ivory ■ **BT CD 17101**
white ■ **BT CD 17101 WW**
brown ■ **BT CD 17101 BR**
grey ■ **BT CD 17101 GR**
light grey ■ **BT CD 17101 LG**
black ■ **BT CD 17101 SW**

Metal versions (anodized aluminium)

gold-bronze ■ **BT CD 17101 GB**
platinum ■ **BT CD 17101 PT**

JUNG HOME push-button 1-gang with arrow symbols

for inserts "blinds" ref.-no.: 1730 JE and 1731 JE
for inserts "light" ref.-no.: 1701 SE, 1701 PSE, 1704 ESE,
1702 SE, 1710 DE, 1711 DE, 1712 DE, 1713 DSTE, 1723 NE

Ref.-no.**Duroplastic (scratch-proof) glossy**

ivory ■ **BT CD 17101 P**
white ■ **BT CD 17101 P WW**
brown ■ **BT CD 17101 P BR**
grey ■ **BT CD 17101 P GR**
light grey ■ **BT CD 17101 P LG**
black ■ **BT CD 17101 P SW**

Metal versions (anodized aluminium)

gold-bronze ■ **BT CD 17101 P GB**
platinum ■ **BT CD 17101 P PT**

JUNG HOME push-button 2-gang

for inserts "blinds" ref.-no.: 1730 JE and 1731 JE
for inserts "light" ref.-no.: 1701 SE, 1701 PSE, 1704 ESE,
1702 SE, 1710 DE, 1711 DE, 1712 DE, 1713 DSTE, 1723 NE

A labelling request in the GRAPHIC TOOL must be submitted
together with the order: jung.group/gt
Subsequent labelling of the buttons is not possible.

Ref.-no.**Duroplastic (scratch-proof) glossy**

ivory ■ **BT CD 17102**
white ■ **BT CD 17102 WW**
brown ■ **BT CD 17102 BR**
grey ■ **BT CD 17102 GR**
light grey ■ **BT CD 17102 LG**
black ■ **BT CD 17102 SW**

metal colours (duroplastic lacquered)

gold-bronze ■ **BT CD 17102 GB**
platinum ■ **BT CD 17102 PT**

JUNG HOME push-button 2-gang with arrow symbols

for inserts "blinds" ref.-no.: 1730 JE and 1731 JE
for inserts "light" ref.-no.: 1701 SE, 1701 PSE, 1704 ESE,
1702 SE, 1710 DE, 1711 DE, 1712 DE, 1713 DSTE, 1723 NE

Ref.-no.**Duroplastic (scratch-proof) glossy**

ivory ■ **BT CD 17102 P**
white ■ **BT CD 17102 P WW**
brown ■ **BT CD 17102 P BR**
grey ■ **BT CD 17102 P GR**
light grey ■ **BT CD 17102 P LG**
black ■ **BT CD 17102 P SW**

metal colours (duroplastic lacquered)

gold-bronze ■ **BT CD 17102 P GB**
platinum ■ **BT CD 17102 P PT**

eNet push-button standard 1-gang



for inserts "blinds" ref.-no.: 1730 JE and 1731 JE
for inserts "light" ref.-no.: 1701 SE, 1701 PSE, 1704 ESE, 1702 SE, 1710 DE, 1711 DE, 1713 DSTE, 1723 NE

A labelling request in the GRAPHIC TOOL must be submitted together with the order: jung.group/gt
Subsequent labelling of the buttons is not possible.

	Ref.-no.
Duroplastic (scratch-proof) glossy	
ivory	■ FM CD 1700
white	■ FM CD 1700 WW
brown	■ FM CD 1700 BR
grey	■ FM CD 1700 GR
light grey	■ FM CD 1700 LG
black	■ FM CD 1700 SW
Metal versions (anodized aluminium)	
gold-bronze	■ FM CD 1700 GB
platinum	■ FM CD 1700 PT

eNet push-button universal 1-gang with arrow symbols



for inserts "blinds" ref.-no.: 1730 JE and 1731 JE
for inserts "light" ref.-no.: 1701 SE, 1701 PSE, 1704 ESE, 1702 SE, 1710 DE, 1711 DE, 1713 DSTE, 1723 NE

	Ref.-no.
Duroplastic (scratch-proof) glossy	
ivory	FM CD 1701 P
white	FM CD 1701 P WW
brown	FM CD 1701 P BR
grey	FM CD 1701 P GR
light grey	FM CD 1701 P LG
black	FM CD 1701 P SW
metal colours (duroplastic lacquered)	
gold-bronze	FM CD 1701 P GB
platinum	FM CD 1701 P PT

eNet push-button standard 1-gang with arrow symbols



for inserts "blinds" ref.-no.: 1730 JE and 1731 JE
for inserts "light" ref.-no.: 1701 SE, 1701 PSE, 1704 ESE, 1702 SE, 1710 DE, 1711 DE, 1713 DSTE, 1723 NE

	Ref.-no.
Duroplastic (scratch-proof) glossy	
ivory	FM CD 1700 P
white	FM CD 1700 P WW
brown	FM CD 1700 P BR
grey	FM CD 1700 P GR
light grey	FM CD 1700 P LG
black	FM CD 1700 P SW
Metal versions (anodized aluminium)	
gold-bronze	FM CD 1700 P GB
platinum	FM CD 1700 P PT

LB Management push-button 1-gang



for inserts "blinds" ref.-no.: 1730 JE and 1731 JE
for inserts "light" ref.-no.: 1701 SE, 1701 PSE, 1704 ESE, 1702 SE, 1710 DE, 1711 DE, 1713 DSTE, 1720 NE, 1723 NE, 1708 IE

A labelling request in the GRAPHIC TOOL must be submitted together with the order: jung.group/gt
Subsequent labelling of the buttons is not possible.

	Ref.-no.
Duroplastic (scratch-proof) glossy	
ivory	■ CD 1700
white	■ CD 1700 WW
brown	■ CD 1700 BR
grey	■ CD 1700 GR
light grey	■ CD 1700 LG
black	■ CD 1700 SW
Metal versions (anodized aluminium)	
gold-bronze	■ CD 1700 GB
platinum	■ CD 1700 PT

eNet push-button universal 1-gang



for inserts "blinds" ref.-no.: 1730 JE and 1731 JE
for inserts "light" ref.-no.: 1701 SE, 1701 PSE, 1704 ESE, 1702 SE, 1710 DE, 1711 DE, 1713 DSTE, 1723 NE

A labelling request in the GRAPHIC TOOL must be submitted together with the order: jung.group/gt
Subsequent labelling of the buttons is not possible.

	Ref.-no.
Duroplastic (scratch-proof) glossy	
ivory	■ FM CD 1701
white	■ FM CD 1701 WW
brown	■ FM CD 1701 BR
grey	■ FM CD 1701 GR
light grey	■ FM CD 1701 LG
black	■ FM CD 1701 SW
metal colours (duroplastic lacquered)	
gold-bronze	■ FM CD 1701 GB
platinum	■ FM CD 1701 PT

LB Management push-button 1-gang with arrow symbols



for inserts "blinds" ref.-no.: 1730 JE and 1731 JE
for inserts "light" ref.-no.: 1701 SE, 1701 PSE, 1704 ESE, 1702 SE, 1710 DE, 1711 DE, 1713 DSTE, 1720 NE, 1723 NE, 1708 IE

	Ref.-no.
Duroplastic (scratch-proof) glossy	
ivory	CD 1700 P
white	CD 1700 P WW
brown	CD 1700 P BR
grey	CD 1700 P GR
light grey	CD 1700 P LG
black	CD 1700 P SW
Metal versions (anodized aluminium)	
gold-bronze	CD 1700 P GB
platinum	CD 1700 P PT

LB Management push-button 2-gang

for inserts "light" ref.-no.: 1702 SE, 1712 DE, 1713 DSTE, 1723 NE

A labelling request in the GRAPHIC TOOL must be submitted together with the order: jung.group/gt
Subsequent labelling of the buttons is not possible.

2-gang rocker with lens

for JUNG HOME push-button 2-gang, battery-powered, ref.-no.: BT LS CD 1002

	Ref.-no.
Duroplastic (scratch-proof) glossy	
ivory	■ CD 1702
white	■ CD 1702 WW
brown	■ CD 1702 BR
grey	■ CD 1702 GR
light grey	■ CD 1702 LG
black	■ CD 1702 SW
metal colours (duroplastic lacquered)	
gold-bronze	■ CD 1702 GB
platinum	■ CD 1702 PT

	Ref.-no.
Duroplastic (scratch-proof) glossy	
ivory	■ CD 102 KO5
white	■ CD 102 KO5 WW
brown	■ CD 102 KO5 BR
grey	■ CD 102 KO5 GR
light grey	■ CD 102 KO5 LG
black	■ CD 102 KO5 SW
metal colours (duroplastic lacquered)	
gold-bronze	■ CD 102 KO5 GB
platinum	■ CD 102 KO5 PT

LB Management timer display

for inserts "blinds" ref.-no.: 1730 JE and 1731 JE
for inserts "light" ref.-no.: 1701 SE, 1701 PSE, 1704 ESE, 1702 SE, 1710 DE, 1711 DE, 1713 DSTE, 1723 NE

	Ref.-no.
white	CD 1750 D WW
black	CD 1750 D SW

2-gang rocker with lens and arrow symbols

for JUNG HOME push-button 2-gang, battery-powered, ref.-no.: BT LS CD 1002

	Ref.-no.
Duroplastic (scratch-proof) glossy	
ivory	CD 102 KO5P
white	CD 102 KO5P WW
brown	CD 102 KO5P BR
grey	CD 102 KO5P GR
light grey	CD 102 KO5P LG
black	CD 102 KO5P SW
metal colours (duroplastic lacquered)	
gold-bronze	CD 102 KO5P GB
platinum	CD 102 KO5P PT

1-gang rocker with lens

for JUNG HOME push-button 1-gang, battery-powered, ref.-no.: BT LS CD 1001

	Ref.-no.
Duroplastic (scratch-proof) glossy	
ivory	■ CD 101 KO5
white	■ CD 101 KO5 WW
brown	■ CD 101 KO5 BR
grey	■ CD 101 KO5 GR
light grey	■ CD 101 KO5 LG
black	■ CD 101 KO5 SW
Metal versions (anodized aluminium)	
gold-bronze	■ CD 101 KO5 GB
platinum	■ CD 101 KO5 PT

JUNG HOME motion detector 1.1 m

for inserts "light" ref.-no.: 1701 SE, 1701 PSE, 1704 ESE, 1702 SE, 1710 DE, 1711 DE, 1712 DE, 1713 DSTE, 1723 NE

1-gang rocker with lens and arrow symbols

for JUNG HOME push-button 1-gang, battery-powered, ref.-no.: BT LS CD 1001

	Ref.-no.
Thermoplastic (breakproof) high-gloss	
ivory	BT CD 17181
white	BT CD 17181 WW
brown	BT CD 17181 BR
grey	BT CD 17181 GR
light grey	BT CD 17181 LG
black	BT CD 17181 SW
metal colours (thermoplastic lacquered)	
gold-bronze	BT CD 17181 GB
platinum	BT CD 17181 PT

	Ref.-no.
Duroplastic (scratch-proof) glossy	
ivory	CD 101 KO5P
white	CD 101 KO5P WW
brown	CD 101 KO5P BR
grey	CD 101 KO5P GR
light grey	CD 101 KO5P LG
black	CD 101 KO5P SW
Metal versions (anodized aluminium)	
gold-bronze	CD 101 KO5P GB
platinum	CD 101 KO5P PT

JUNG HOME motion detector 1.1 m



for inserts "light" ref.-no.: 1701 SE, 1701 PSE, 1704 ESE, 1702 SE, 1710 DE, 1711 DE, 1712 DE, 1713 DSTE, 1723 NE
IP44 suitable only for interiors

Ref.-no.

Thermoplastic (breakproof) high-gloss

ivory	■ BT CD 17181 WU
white	■ BT CD 17181 WU WW
brown	■ BT CD 17181 WU BR
grey	■ BT CD 17181 WU GR
light grey	■ BT CD 17181 WU LG
black	■ BT CD 17181 WU SW
metal colours (thermoplastic lacquered)	
gold-bronze	■ BT CD 17181 WU GB
platinum	■ BT CD 17181 WU PT

JUNG HOME motion detector 2.2 m



for inserts "light" ref.-no.: 1701 SE, 1701 PSE, 1704 ESE, 1702 SE, 1710 DE, 1711 DE, 1712 DE, 1713 DSTE, 1723 NE
 Degree of protection IP44 is ensured with sealing kit ref.-no. AS CD 50 DS and "IP44 frame" of the respective design range.
IP44 suitable for installation in interiors and exteriors

Ref.-no.

Thermoplastic (breakproof) high-gloss

ivory	■ BT CD 17182
white	■ BT CD 17182 WW
brown	■ BT CD 17182 BR
grey	■ BT CD 17182 GR
light grey	■ BT CD 17182 LG
black	■ BT CD 17182 SW
metal colours (thermoplastic lacquered)	
gold-bronze	■ BT CD 17182 GB
platinum	■ BT CD 17182 PT

LB Management motion detector 1.1 m



Sensitivity and brightness threshold adjustable
 for inserts "light" ref.-no.: 1701 SE, 1701 PSE, 1704 ESE, 1702 SE, 1710 DE, 1711 DE, 1713 DSTE, 1723 NE, 1708 IE

Ref.-no.

Thermoplastic (breakproof) high-gloss

ivory	CD 17180
white	CD 17180 WW
brown	CD 17180 BR
grey	CD 17180 GR
light grey	CD 17180 LG
black	CD 17180 SW
metal colours (thermoplastic lacquered)	
gold-bronze	CD 17180 GB
platinum	CD 17180 PT

LB Management motion detector 1.1 m



Run-on time and brightness threshold adjustable
 for inserts "light" ref.-no.: 1701 SE, 1701 PSE, 1704 ESE, 1702 SE, 1710 DE, 1711 DE, 1713 DSTE, 1723 NE, 1708 IE

Ref.-no.

Thermoplastic (breakproof) high-gloss

ivory	CD 17182
white	CD 17182 WW
light grey	CD 17182 LG
black	CD 17182 SW
brown	CD 17182 BR
grey	CD 17182 GR
metal colours (thermoplastic lacquered)	
gold-bronze	CD 17182 GB
platinum	CD 17182 PT

LB Management motion detector 1.1 m



Sensitivity and brightness threshold adjustable
 for inserts "light" ref.-no.: 1701 SE, 1701 PSE, 1704 ESE, 1702 SE, 1710 DE, 1711 DE, 1713 DSTE, 1723 NE, 1708 IE
IP44 suitable only for interiors

Ref.-no.

Thermoplastic (breakproof) high-gloss

ivory	■ CD 17180 WU
white	■ CD 17180 WU WW
brown	■ CD 17180 WU BR
grey	■ CD 17180 WU GR
light grey	■ CD 17180 WU LG
black	■ CD 17180 WU SW
metal colours (thermoplastic lacquered)	
gold-bronze	■ CD 17180 WU GB
platinum	■ CD 17180 WU PT

LB Management motion detector 2.2 m



Sensitivity and brightness threshold adjustable
 for inserts "light" ref.-no.: 1701 SE, 1701 PSE, 1704 ESE, 1702 SE, 1710 DE, 1711 DE, 1713 DSTE, 1723 NE, 1708 IE
 Degree of protection IP44 is ensured with sealing kit ref.-no. AS CD 50 DS and "IP44 frame" of the respective design range.
IP44 suitable only for interiors

Ref.-no.

Thermoplastic (breakproof) high-gloss

ivory	■ CD 17280
white	■ CD 17280 WW
grey	■ CD 17280 GR
light grey	■ CD 17280 LG
black	■ CD 17280 SW
metal colours (thermoplastic lacquered)	
gold-bronze	■ CD 17280 GB
platinum	■ CD 17280 PT

Sealing kit for motion detector 2.2 m



for motion detector 2.2 m of the CD and LS ranges

Ref.-no.

- AS CD 50 DS

Awning control, AeroTec 04



Ref.-no.

Thermoplastic (breakproof) high-gloss
white **AT 04 WW**

Intermediate frame



for CD range
to install the "AeroTec 04" awning control from elero

Ref.-no.

white **CD AT 581 Z WW**

Centre plate



for room thermostats ref.-no.: RTR 230, RTR 231, RTR 241
for floor thermostat ref.-no.: FTR 231

Ref.-no.

Thermoplastic (breakproof) high-gloss
ivory **CD 1749 BF**
white **CD 1749 BF WW**
brown **CD 1749 BF BR**
grey **CD 1749 BF GR**
light grey **CD 1749 BF LG**
black **CD 1749 BF SW**
metal colours (thermoplastic lacquered)
gold-bronze **CD 1749 BF GB**
platinum **CD 1749 BF PT**

JUNG HOME room thermostat display



for room thermostat insert ref.-no.: 1790 RTR
for switch inserts ref.-no.: 1701 SE, 1701 PSE, 1704 ESE

Ref.-no.

white **BT CD 1791 WW**
black **BT CD 1791 SW**

LB Management room thermostat set



consists of room thermostat insert (ref.-no.: 1790 RTR) and display (ref.-no.: .. 1790 D ..)

Ref.-no.

white **TR D CD 1790 WW**
black **TR D CD 1790 SW**

LB Management room thermostat displays see page 138

External temperature sensor



for room thermostat ref.-no. 1790 RTR, TR D .. 1790 ..
The sensor cable can be connected using a bifilar cable of 1.5 mm² in diameter that is suitable for mains voltage. When installed in a cable duct or near high voltage current cables, a shielded cable must be used.

Ref.-no.

■ **FF NTC**



Cover kits F 40 see page 386



Cover kits F 50 see page 398

Centre plate



(with supporting frame, screw fixing only)
for 2 circular electrical connectors up to 18.5 mm Ø or with flange fixing 22.5 mm hole spacing
In connection with mounting plate ref.-no. 63 WBT (not included) for loudspeaker terminal ref.-no. LPK 63 RT/SW and RCA socket ref.-no. CIB 63.
Second hole can be broken out.

Ref.-no.

Duroplastic (scratch-proof) glossy
ivory ■ **562**
white ■ **CD 562 WW**
brown ■ **CD 562 BR**
grey ■ **CD 562 GR**
light grey ■ **CD 562 LG**
black ■ **CD 562 SW**
Metal versions (anodized aluminium)
gold-bronze ■ **CD 562 GB**
platinum ■ **CD 562 PT**

Centre plate



(with supporting frame, screw fixing only)
for loudspeaker socket ref.-no.: PB 4
for XLR connector ref.-no.: CXLR-S, CXLR-D
for XLR connector Neutrik D / DL / DLX Series
internal dimensions (W x H): 27.5 x 32.5 mm

Ref.-no.

Duroplastic (scratch-proof) glossy
ivory ■ **568-1**
white ■ **CD 568-1 WW**

Centre plate for XLR connector (P Series)



(with supporting frame, screw fixing only)
e.g. Binder, Cannon, Neutrik (P Series)
internal dimensions (W x H): 27.5 x 37 mm

Ref.-no.

Duroplastic (scratch-proof) glossy
ivory ■ **568**
white ■ **CD 568 WW**

Centre plate



for extended broadband outlet ref.-no.: BSD 21-01, BSD 21-10
for SAT-TV-FM outlet ref.-no.: SSD 5-00, SSD 5-10
for antenna outlet sockets acc. to DIN 45330 and standard SAT-TV-FM sockets

Ref.-no.

Thermoplastic (breakproof) high-gloss

ivory	■ ■	561 SAT
white	■ ■	CD 561 SAT WW
brown	■ ■	CD 561 SAT BR
grey	■ ■	CD 561 SAT GR
light grey	■ ■	CD 561 SAT LG
black	■ ■	CD 561 SAT SW

Metal versions (anodized aluminium)

gold-bronze	■ ■	CD 561 SAT GB
platinum	■ ■	CD 561 SAT PT

Centre plate for volume control (0 – 11):



Dynacord L 314 / L 3100
discontinued: WHD LSt 6 CD- / LSt 50 CD- / LR 15..CD
for available WHD inserts see covers with ref.-no. .. 1541 .. or .. 1941 ..

Ref.-no.

Thermoplastic (breakproof) high-gloss

ivory		594-8
white		CD 594-8 WW

Centre plate for program selection (0 – 5):




Dynacord L 314 SR / L 3100 SR
WHD PRO 3 CD..

Ref.-no.

Thermoplastic (breakproof) high-gloss

ivory		594-9
white		CD 594-9 WW

Triple-tone door signal



(with supporting frame, screw fixing only)
2 separate terminals for 2 or 3 tone signal
power supply: 8 ... 12 V AC or 8 ... 24 V DC, via external power supply (SELV) e.g. ref.-no. NT 2405 VDC or NT 2415 REG VDC
current consumption: approx. 150 mA

Ref.-no.

Thermoplastic (breakproof) high-gloss

ivory		CD 567-G3
white		CD 567-G3 WW

Cable outlet



(with supporting frame, screw fixing only)
opening for cables with max. 8 mm Ø

Ref.-no.

Duroplastic (scratch-proof) glossy

ivory	■	590 A
white	■	CD 590 A WW
brown	■	CD 590 A BR
grey	■	CD 590 A GR
light grey	■	CD 590 A LG
black	■	CD 590 A SW

Metal versions (anodized aluminium)

gold-bronze	■ ■	CD 590 A GB
platinum	■ ■	CD 590 A PT

Cable outlet



with inscription field 6 x 37 mm
(with supporting frame, screw fixing only)
opening for cables with max. 8 mm Ø

Spare part:

Transparent cover with paper inlay ref.-no.: CD 20 NA

Ref.-no.

Duroplastic (scratch-proof) glossy

ivory	■	590 NAA
white	■	CD 590 NAA WW

Centre plate



for 1-gang modular jack sockets
IAE/UAE sockets ref.-no.: UAE 8 UPO
for sockets Cat. 6 ref.-no.: UAE 8 UPOK6

Suitable inserts:

Rutenbeck: UAE 8(4) UPO, UAE 8(8) UPO, UAE-Cat.5e-8 UPO OK, UAE-real.Cat.6-8 UPO OK
Telegärtner: AMJ 45, UMJ 45 and ISDN 1 x RJ 45 (TYP 8)

Ref.-no.

Thermoplastic (breakproof) high-gloss

ivory	■ ■	569-1 UA
white	■ ■	CD 569-1 UA WW
brown	■	CD 569-1 UA BR
grey	■ ■	CD 569-1 UA GR
light grey	■ ■	CD 569-1 UA LG
black	■ ■	CD 569-1 UA SW

Metal versions (anodized aluminium)

gold-bronze	■ ■	CD 569-1 UA GB
platinum	■ ■	CD 569-1 UA PT

Centre plate



for 2-gang modular jack sockets
IAE/UAE sockets ref.-no.: UAE 2 x 8 UPO, UAE 8-8 UPO
for sockets Cat. 6 ref.-no.: UAE 8-8 UPOK6

Suitable inserts:
METZ CONNECT (BTR): 1307441001-i or 1307441200-i;
E-Dat design 8/8(8), Class E
Rutenbeck: UAE 8/8 (8/8) UPO, UAE 2x8 (8) UPO,

UAE-Cat.5e-8/8 UPO OK, UAE-real.Cat.6-8/8 UPO OK
Telegärtner: AMJ 45, UMJ 45 and ISDN 2 x RJ 45 (TYP 8/8)

Ref.-no.

Thermoplastic (breakproof) high-gloss

ivory	■ ■	569-2 UA
white	■ ■	CD 569-2 UA WW
brown	■ ■	CD 569-2 UA BR
grey	■ ■	CD 569-2 UA GR
light grey	■ ■	CD 569-2 UA LG
black	■ ■	CD 569-2 UA SW

Metal versions (anodized aluminium)

gold-bronze	■ ■	CD 569-2 UA GB
platinum	■ ■	CD 569-2 UA PT

Centre plate with inscription field 6 x 37 mm



for 1-gang modular jack sockets
IAE/UAE sockets ref.-no.: UAE 8 UPO
for sockets Cat. 6 ref.-no.: UAE 8 UPOK6

Suitable inserts:
Rutenbeck: UAE 8(4) UPO, UAE 8(8) UPO, UAE-
Cat.5e-8 UPO OK, UAE-real.Cat.6-8 UPO OK
Telegärtner: AMJ 45, UMJ 45 and ISDN 1 x RJ 45 (TYP 8)

Spare part:

Transparent cover with paper inlay ref.-no.: CD 20 NA

Ref.-no.

Thermoplastic (breakproof) high-gloss

ivory	■ ■	569-1 NAUA
white	■ ■	CD 569-1 NAUA WW
brown	■ ■	CD 569-1 NAUA BR
grey	■ ■	CD 569-1 NAUA GR
light grey	■ ■	CD 569-1 NAUA LG
black	■ ■	CD 569-1 NAUA SW

Metal versions (anodized aluminium)

gold-bronze	■ ■	CD 569-1 NAUA GB
platinum	■ ■	CD 569-1 NAUA PT

Centre plate with inscription field 6 x 37 mm



for 2-gang modular jack sockets
IAE/UAE sockets ref.-no.: UAE 2 x 8 UPO, UAE 8-8 UPO
for sockets Cat. 6 ref.-no.: UAE 8-8 UPOK6

Suitable inserts:
METZ CONNECT (BTR): 1307441001-i or 1307441200-i;
E-Dat design 8/8(8), Class E
Rutenbeck: UAE 8/8 (8/8) UPO, UAE 2x8 (8) UPO,

UAE-Cat.5e-8/8 UPO OK, UAE-real.Cat.6-8/8 UPO OK
Telegärtner: AMJ 45, UMJ 45 and ISDN 2 x RJ 45 (TYP 8/8)

Spare part:

Transparent cover with paper inlay ref.-no.: CD 20 NA

Ref.-no.

Thermoplastic (breakproof) high-gloss

ivory	■ ■	569-2 NAUA
white	■ ■	CD 569-2 NAUA WW
brown	■ ■	CD 569-2 NAUA BR
grey	■ ■	CD 569-2 NAUA GR
light grey	■ ■	CD 569-2 NAUA LG
black	■ ■	CD 569-2 NAUA SW

Metal versions (anodized aluminium)

gold-bronze	■ ■	CD 569-2 NAUA GB
platinum	■ ■	CD 569-2 NAUA PT

Centre plate (snap-on fixing) with inscription field 6 x 37 mm



(with supporting frame, screw fixing only)
inner dimensions of Keystone mount 15,3 x 19,3 mm
for universal modular jack socket ref.-no.: UMA-CAT6A-25
for 1 socket

Spare part:

Transparent cover with paper inlay ref.-no.: CD 20 NA

Ref.-no.

Thermoplastic (breakproof) high-gloss

ivory	■ ■	569-1 WE
white	■ ■	CD 569-1 WE WW



for 2 sockets

for modular jack sockets

RADIALL:

modular jack unshielded 6P6C, RJ 12, Cat. 4 (ref.-no. R280MOD804)
modular jack unshielded 8P8C, RJ 45, Cat. 4 (ref.-no. R280MOD805)
modular jack unshielded 8P8C, RJ 45, Cat. 5e (ref.-no. R280MOD807)

Panduit:

keystone jack KJ 88..
keystone jack KJ 588..

Assmann:

module DN-93612 Cat. 6A, shielded, Keystone
module DN-93614

SCHRACK

HSPMRJ6G1A, HSEMRJ6GBA, HSEMRJ6GBS, HSEMRJ6GWA, HSEMRJ6GWS,
HSEMRJ6UWS

Spare part:

Transparent cover with paper inlay ref.-no.: CD 20 NA

Ref.-no.

Thermoplastic (breakproof) high-gloss

ivory	■ ■	569-2 WE
white	■ ■	CD 569-2 WE WW

Centre plate (snap-on fixing) with inscription field 6 x 37 mm



(with supporting frame, screw fixing only)
inner dimensions of Keystone mount 14,8 x 20,7 mm
for modular jack sockets

TE Connectivity (Tyco Electronics / AMP NETCONNECT)

for cable Ø max. 10 mm:
EMT-jack, Cat. 5e, 180° ref.-no. 0-0188650-5
EMT-jack, Cat. 5e, 90° ref.-no. 0-0188650-6
for cable Ø max. 6.5 mm:

EMT-jack, Cat. 5e, 180° ref.-no. 0-0338038-1

EMT-jack, Cat. 5e, 90° ref.-no. 0-0338038-2

Toolless Jack, Cat. 3 unshielded: ref.-no. 0-1116603-x

Toolless Jack, Cat. 5e unshielded: ref.-no. 0-1116604-x,

Toolless Jack, Cat. 5e shielded: ref.-no. 0-1339015-1

Toolless Jack, Cat. 6 unshielded: ref.-no. 0-1116605-x,

Toolless Jack, Cat. 6 shielded: ref.-no. 0-1339016-1

MTRJ-LWL jack: ref.-no. 1278414-1

for 1 socket

Ref.-no.

Thermoplastic (breakproof) high-gloss

ivory	■ ■	569-15 WE
white	■ ■	CD 569-15 WE WW



for 2 sockets

Spare part:

Transparent cover with paper inlay ref.-no.: CD 20 NA

Ref.-no.

Thermoplastic (breakproof) high-gloss

ivory	■ ■	569-25 WE
white	■ ■	CD 569-25 WE WW

Centre plate (snap-on fixing) with inscription field 6 x 37 mm



(with supporting frame, screw fixing only)
for modular jack Avaya (AT&T)
for 2 sockets

Spare part:
Transparent cover with paper inlay ref.-no.: CD 20 NA

Ref.-no.

Thermoplastic (breakproof) high-gloss

- ivory ■■ 569-2 AT
- white ■■ CD 569-2 AT WW

Centre plate (screw fixing) with inscription field 6 x 37 mm



(with supporting frame, screw fixing only)
shutter with spring
for modular jack Radial: R 280MOD813
for modular jack INFRA +: 7700 U, 7700 D, 7700 E
for 2 sockets

Spare part:
Transparent cover with paper inlay ref.-no.: CD 20 NA

Ref.-no.

Thermoplastic (breakproof) high-gloss

- ivory ■■ 569-2 NINF
- white ■■ CD 569-2 NINF WW

Centre plate (screw fixing) with inscription field 6 x 37 mm



(with supporting frame, screw fixing only)
for modular jack Reichle + De-Massari freenet classic
shielded, cat. 5
only for module 2 x RJ 45
Reichle + De-Massari no. R35252

Spare part:
Transparent cover with paper inlay ref.-no.: CD 20 NA

Ref.-no.

Thermoplastic (breakproof) high-gloss

- ivory ■■ 569-21 ACS
- white ■■ CD 569-21 ACS WW

The modular jack assistant provides an overview of the compatibility of modular jack modules from different manufacturers with JUNG covers:
www.jung-group.com > Service > Modular Jack Assistant

Centre plate (screw fixing)



for stereo loudspeaker socket ref.-no.: SLA 2 WW, SLA 2 AN
for 2-gang supporting frame ref.-
no.: UMA MA2-KS2 in connection with universal modular jack
ref.-no.: UMA-CAT6A-25
for USB charger ref.-no.: USB 15 CA WW, USB 15 CA SW,
USB PD60 C WW, USB PD60 C SW

Ref.-no.

Thermoplastic (breakproof) high-gloss

- ivory ■■ 569 T
- white ■■ CD 569 T WW
- brown ■■ CD 569 T BR
- grey ■■ CD 569 T GR
- light grey ■■ CD 569 T LG
- black ■■ CD 569 T SW

Centre plate (screw fixing)



for 2-gang supporting frame ref.-no.: UMA-MA2-KS2
in connection with universal modular jack socket
ref.-no.: UMA-CAT6A-25
for USB charger ref.-no.: USB 15 CA WW, USB 15 CA SW,
USB PD60 C WW, USB PD60 C SW

Ref.-no.

Metal versions (anodized aluminium)

- gold-bronze ■■ CD 569 T GB
- platinum ■■ CD 569 T PT

Centre plate (screw fixing) with inscription field 6 x 37 mm



for stereo loudspeaker socket ref.-no.: SLA 2 WW, SLA 2 AN
for 2-gang supporting frame ref.-
no.: UMA MA2-KS2 in connection with universal modular jack
ref.-no.: UMA-CAT6A-25
for USB charger ref.-no.: USB 15 CA WW, USB 15 CA SW,
USB PD60 C WW, USB PD60 C SW

for **Rutenbeck**: UM-MA 2 Up with UM-real Cat.6a A
for **Dätwyler**: flush-mounted modular jack socket (for 2 x MS-K 1/8 Cat.6a),
ref.-no.: 440 012

Spare part:
Transparent cover with paper inlay ref.-no.: CD 20 NA

Ref.-no.

Thermoplastic (breakproof) high-gloss

- ivory ■■ 569 TNA
- white ■■ CD 569 TNA WW

USB charger see page 45

Centre plate



(with supporting frame, screw fixing only)
for D-subminiature socket ref.-no.: D SUB 9
(mounting plate ref.-no. D 9 necessary)
for D-subminiature connector 15-pole
(mounting plate ref.-no. D 15 necessary)
for D-subminiature connector 25-pole
for 1 socket

Ref.-no.

Thermoplastic (breakproof) high-gloss

- ivory ■■ 594-1
- white ■■ CD 594-1 WW

Centre plate



(with supporting frame, screw fixing only)
for D-subminiature socket ref.-no.: D SUB 9
(mounting plate ref.-no. D 9 necessary)
for D-subminiature connector 15-pole
(mounting plate ref.-no. D 15 necessary)
for D-subminiature connector 25-pole
for 2 sockets

Ref.-no.

Thermoplastic (breakproof) high-gloss

- ivory ■■ 594-2
- white ■■ CD 594-2 WW

Potential equalisation socket



(with supporting frame, screw fixing only)
with 2 one-pole built-in male sockets according to DIN 42801,
for wires up to 6 mm²

Ref.-no.

Duroplastic (scratch-proof) glossy

- ivory ■ 565-2
- white ■ CD 565-2 WW

Right angle plug



for potential equalisation socket
screw terminal for wires with 4 or 6 mm²

Ref.-no.

65 WIS

Blank centre plate (screw fixing)



(with supporting frame, screw fixing only)

Ref.-no.

Duroplastic (scratch-proof) glossy

- ivory ■ 561 B
- white ■ CD 561 B WW

Blank centre plate (snap-on fixing)



(with supporting frame, screw fixing only)

Ref.-no.

Thermoplastic (breakproof) high-gloss

- ivory ■ ■ ■ 594-0
- white ■ ■ ■ CD 594-0 WW
- brown ■ ■ ■ CD 594-0 BR
- grey ■ ■ ■ CD 594-0 GR
- light grey ■ ■ ■ CD 594-0 LG
- black ■ ■ ■ CD 594-0 SW

Metal versions (anodized aluminium)

- gold-bronze ■ ■ CD 594-0 GB
- platinum ■ ■ CD 594-0 PT

Centre plate (screw fixing)



(with supporting frame, screw fixing only)
for commanding appliance with Ø 22.5 mm
e.g. Moeller, Rafi, Schlegel, Lumitas, Kraus-Naimer

With adhesive labels "Notschalter, Heizung, Rauchabzug,
öffnen, Lichtkuppel, Hausalarm, bei Feuer Glas einschlagen –
Knopf drücken"

Ref.-no.

Duroplastic (scratch-proof) glossy

- ivory ■ 564
- white ■ CD 564 WW
- yellow ■ 564 GE

Centre plate



for pilot lights ref.-no.: 938-10 U and 938-14 U

Ref.-no.

Duroplastic (scratch-proof) glossy

- ivory ■ 537
- white ■ CD 537 WW

Sealing gasket



for covers for pilot light ref.-no.: ..537.., ..937..

To obtain the degree of protection IP44 the sealing gasket
ref.-no.: 37 D has to be placed into the pilot light centre plate
and IP44 frame has to be used.

Ref.-no.

■ 37 D

Screw cap



for covers for pilot light ref.-no.: ..537.., ..937..

Ref.-no.

flat, for lamps up to max. length of 35 mm

- transparent 37.02
- red 37.05
- green 37.06
- yellow 37.07
- blue 37.08

high, for lamps up to max. length of 54 mm

- transparent 37
- red 37 R
- green 37 G
- yellow 37 GE
- blue 37 BL

Intermediate frame



to install devices with 50 x 50 mm cover (DIN 49075)

Ref.-no.

Thermoplastic (breakproof) high-gloss

- ivory 590 Z
- white CD 590 Z WW

Intermediate frame




to install devices of other manufacturers with 55 x 55 mm cover
Not suitable for devices of the AS / A ranges.

Ref.-no.

Thermoplastic (breakproof) high-gloss

- ivory **561 Z5**
- white **CD 561 Z5 WW**

Intermediate frame



for the installation of "Ackermann" RJ 45 sockets WAEG..

Ref.-no.

Thermoplastic (breakproof) high-gloss

- ivory **590 ZA**
- white **CD 590 ZA WW**

Hinged lid



for sockets and devices with 50 x 50 mm cover

Ref.-no.

Thermoplastic (breakproof) high-gloss

- ivory ■■ **CD 590 KL**
- white ■■ **CD 590 KL WW**
- brown ■ **CD 590 KL BR**
- grey ■■ **CD 590 KL GR**
- green (SV) ■ **CD 590 KL GN**
- light grey ■■ **CD 590 KL LG**
- orange (ZSV) ■ **CD 590 KL O**
- black ■■ **CD 590 KL SW**

Metal versions (anodized aluminium)

- gold-bronze ■■ **CD 590 KL GB**
- platinum ■■ **CD 590 KL PT**

Hinged lid with spring



for sockets and devices with 50 x 50 mm cover

Ref.-no.

Thermoplastic (breakproof) high-gloss

- ivory ■■ **CD 590 BFKL**
- white ■■ **CD 590 BFKL WW**
- brown ■ **CD 590 BFKL BR**
- grey ■■ **CD 590 BFKL GR**
- green (SV) ■ **CD 590 BFKL GN**
- light grey ■■ **CD 590 BFKL LG**
- orange (ZSV) ■ **CD 590 BFKL O**
- red ■ **CD 590 BFKL RT**

Hinged lid with spring



with inscription field 9 x 58 mm
for sockets and devices with 50 x 50 mm cover

Spare part:

Transparent cover with paper inlay ref.-no.: CD 90 NA

Ref.-no.

Thermoplastic (breakproof) high-gloss

- ivory ■■ **CD 590 BFNAKL**
- white ■■ **CD 590 BFNAKL WW**
- brown ■ **CD 590 BFNAKL BR**
- grey ■■ **CD 590 BFNAKL GR**
- green (SV) ■ **CD 590 BFNAKL GN**
- light grey ■■ **CD 590 BFNAKL LG**
- orange (ZSV) ■ **CD 590 BFNAKL O**
- red ■ **CD 590 BFNAKL RT**

Hinged lid with spring



with safety lock (24 different locks)
with 2 keys

with inscription field 9 x 39 mm
for sockets and devices with 50 x 50 mm cover

Spare part:

Transparent cover with paper inlay ref.-no.: LS 90 NA

Spare key ref.-no.: 802 SL to 825 SL (When ordering, please

indicate lock number, e.g. 813 SL)

Ref.-no.

Thermoplastic (breakproof) high-gloss

- ivory ■■ **CD 590 BFKLSL**
- white ■■ **CD 590 BFKLSL WW**
- brown ■ **CD 590 BFKLSL BR**
- grey ■■ **CD 590 BFKLSL GR**
- green (SV) ■ **CD 590 BFKLSL GN**
- light grey ■■ **CD 590 BFKLSL LG**
- orange (ZSV) ■ **CD 590 BFKLSL O**
- red ■ **CD 590 BFKLSL RT**

Hinged lid



with symbol "charger"

for USB charger ref.-no.: USB 15 CA WW, USB 15 CA SW,
USB PD60 C WW, USB PD60 C SW
including centre plate

Ref.-no.

Thermoplastic (breakproof) high-gloss

- ivory **CD 590 KL USB**
 - white **CD 590 KL USB WW**
 - brown **CD 590 KL USB BR**
 - grey **CD 590 KL USB GR**
 - light grey **CD 590 KL USB LG**
 - black **CD 590 KL USB SW**
- Metal versions (anodized aluminium)**
- gold-bronze **CD 590 KL USB GB**
 - platinum **CD 590 KL USB PT**

Hinged lid

with symbol "plug"
for sockets with 50 x 50 mm cover

Ref.-no.**Thermoplastic (breakproof) high-gloss**

ivory	CD 590 KL SOC
white	CD 590 KL SOC WW
brown	CD 590 KL SOC BR
grey	CD 590 KL SOC GR
light grey	CD 590 KL SOC LG
black	CD 590 KL SOC SW

Metal versions (anodized aluminium)

gold-bronze	CD 590 KL SOC GB
platinum	CD 590 KL SOC PT

Hinged lid

with symbol "LAN"
for 2-gang modular jack sockets
IAE/UAE sockets ref.-no.: UAE 2 x 8 UPO, UAE 8-8 UPO
for sockets Cat. 6 ref.-no.: UAE 8-8 UPOK6
including centre plate

Ref.-no.**Thermoplastic (breakproof) high-gloss**

ivory	CD 590 KL LAN
white	CD 590 KL LAN WW
brown	CD 590 KL LAN BR
grey	CD 590 KL LAN GR
light grey	CD 590 KL LAN LG
black	CD 590 KL LAN SW

Metal versions (anodized aluminium)

gold-bronze	CD 590 KL LAN GB
platinum	CD 590 KL LAN PT

Convex hinged lid

with inscription field 23 x 59 mm
for sockets and devices with 50 x 50 mm cover

Spare part:

Transparent cover with paper inlay ref.-no.: CD 54 NA

Ref.-no.**Thermoplastic (breakproof) high-gloss**

white	CD 554 KL WW
-------	--------------

Convex hinged lid

with inscription field 23 x 59 mm
with safety lock (24 different locks)
with 2 keys
for sockets and devices with 50 x 50 mm cover

Spare part:

Transparent cover with paper inlay ref.-no.: CD 54 NA

Spare key ref.-no.: 802 SL to 825 SL (When ordering, please

indicate lock number, e.g. 813 SL)

Ref.-no.**Thermoplastic (breakproof) high-gloss**

white	CD 554 SLKL WW
-------	----------------

Sealing gasket

to ensure degree of protection IP44
for all flush-mounted switch/push-button inserts of the
500 range, SCHUKO® sockets with hinged lid, rotary switches
and timer switch inserts
for all devices, covers and frames with blue "IP44 marking"
in some cases with additional gaskets acc. to product
description

Ref.-no.

■ 551 WU

Sealing kit for motion detector 2.2 m

for motion detector 2.2 m of the CD and LS ranges

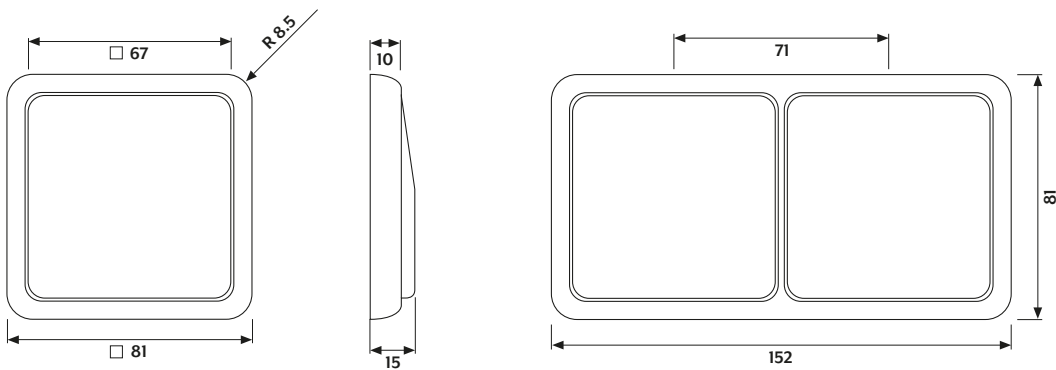
Ref.-no.

■ AS CD 50 DS

CD 500



PLATINUM



Frame edge radius

R 8.5

Frame size

1-gang	81 mm x 81 mm
2-gang	81 mm x 152 mm
3-gang	81 mm x 223 mm
4-gang	81 mm x 294 mm
5-gang	81 mm x 365 mm

Frame

for horizontal and vertical installation



Ref.-no.

Duroplastic (scratch-proof) glossy ivory

1-gang	81 mm x 81 mm	■ CD 581 W
2-gang	81 mm x 152 mm	■ CD 582 W
3-gang	81 mm x 223 mm	■ CD 583 W
4-gang	81 mm x 294 mm	■ CD 584 W
5-gang	81 mm x 365 mm	■ CD 585 W



Ref.-no.

Duroplastic (scratch-proof) glossy white

1-gang	81 mm x 81 mm	■ CD 581 WW
2-gang	81 mm x 152 mm	■ CD 582 WW
3-gang	81 mm x 223 mm	■ CD 583 WW
4-gang	81 mm x 294 mm	■ CD 584 WW
5-gang	81 mm x 365 mm	■ CD 585 WW



Ref.-no.

Duroplastic (scratch-proof) glossy brown

1-gang	81 mm x 81 mm	■ CD 581 BR
2-gang	81 mm x 152 mm	■ CD 582 BR
3-gang	81 mm x 223 mm	■ CD 583 BR
4-gang	81 mm x 294 mm	■ CD 584 BR
5-gang	81 mm x 365 mm	■ CD 585 BR



Ref.-no.

Duroplastic (scratch-proof) glossy grey

1-gang	81 mm x 81 mm	■ CD 581 GR
2-gang	81 mm x 152 mm	■ CD 582 GR
3-gang	81 mm x 223 mm	■ CD 583 GR
4-gang	81 mm x 294 mm	■ CD 584 GR
5-gang	81 mm x 365 mm	■ CD 585 GR



Ref.-no.

Duroplastic (scratch-proof) glossy light grey

1-gang	81 mm x 81 mm	■ CD 581 LG
2-gang	81 mm x 152 mm	■ CD 582 LG
3-gang	81 mm x 223 mm	■ CD 583 LG
4-gang	81 mm x 294 mm	■ CD 584 LG
5-gang	81 mm x 365 mm	■ CD 585 LG



Ref.-no.

Duroplastic (scratch-proof) glossy black

1-gang	81 mm x 81 mm	■ CD 581 SW
2-gang	81 mm x 152 mm	■ CD 582 SW
3-gang	81 mm x 223 mm	■ CD 583 SW
4-gang	81 mm x 294 mm	■ CD 584 SW
5-gang	81 mm x 365 mm	■ CD 585 SW



Ref.-no.

Metal versions (anodized aluminium) gold-bronze

1-gang	81 mm x 81 mm	■ CD 581 GB
2-gang	81 mm x 152 mm	■ CD 582 GB
3-gang	81 mm x 223 mm	■ CD 583 GB
4-gang	81 mm x 294 mm	■ CD 584 GB
5-gang	81 mm x 365 mm	■ CD 585 GB



Ref.-no.

Metal versions (anodized aluminium) platinum

1-gang	81 mm x 81 mm	■ CD 581 PT
2-gang	81 mm x 152 mm	■ CD 582 PT
3-gang	81 mm x 223 mm	■ CD 583 PT
4-gang	81 mm x 294 mm	■ CD 584 PT
5-gang	81 mm x 365 mm	■ CD 585 PT

Frame

for horizontal and vertical installation



Ref.-no.

Thermoplastic (breakproof) high-gloss

ivory

1-gang	81 mm x 81 mm	■ CD 581 WU W
2-gang	81 mm x 152 mm	■ CD 582 WU W
3-gang	81 mm x 223 mm	■ CD 583 WU W
4-gang	81 mm x 294 mm	■ CD 584 WU W
5-gang	81 mm x 365 mm	■ CD 585 WU W



Ref.-no.

Thermoplastic (breakproof) high-gloss

white

1-gang	81 mm x 81 mm	■ CD 581 WU WW
2-gang	81 mm x 152 mm	■ CD 582 WU WW
3-gang	81 mm x 223 mm	■ CD 583 WU WW
4-gang	81 mm x 294 mm	■ CD 584 WU WW
5-gang	81 mm x 365 mm	■ CD 585 WU WW



Ref.-no.

Thermoplastic (breakproof) high-gloss

brown

1-gang	81 mm x 81 mm	■ CD 581 WU BR
2-gang	81 mm x 152 mm	■ CD 582 WU BR
3-gang	81 mm x 223 mm	■ CD 583 WU BR
4-gang	81 mm x 294 mm	■ CD 584 WU BR
5-gang	81 mm x 365 mm	■ CD 585 WU BR



Ref.-no.

Thermoplastic (breakproof) high-gloss

grey

1-gang	81 mm x 81 mm	■ CD 581 WU GR
2-gang	81 mm x 152 mm	■ CD 582 WU GR
3-gang	81 mm x 223 mm	■ CD 583 WU GR
4-gang	81 mm x 294 mm	■ CD 584 WU GR
5-gang	81 mm x 365 mm	■ CD 585 WU GR



Ref.-no.

Thermoplastic (breakproof) high-gloss

green

1-gang	81 mm x 81 mm	■ CD 581 WU GN
2-gang	81 mm x 152 mm	■ CD 582 WU GN
3-gang	81 mm x 223 mm	■ CD 583 WU GN
4-gang	81 mm x 294 mm	■ CD 584 WU GN
5-gang	81 mm x 365 mm	■ CD 585 WU GN



Ref.-no.

Thermoplastic (breakproof) high-gloss

light grey

1-gang	81 mm x 81 mm	■ CD 581 WU LG
2-gang	81 mm x 152 mm	■ CD 582 WU LG
3-gang	81 mm x 223 mm	■ CD 583 WU LG
4-gang	81 mm x 294 mm	■ CD 584 WU LG
5-gang	81 mm x 365 mm	■ CD 585 WU LG




Ref.-no.

Thermoplastic (breakproof) high-gloss

orange

1-gang	81 mm x 81 mm	■ CD 581 WU O
2-gang	81 mm x 152 mm	■ CD 582 WU O
3-gang	81 mm x 223 mm	■ CD 583 WU O
4-gang	81 mm x 294 mm	■ CD 584 WU O
5-gang	81 mm x 365 mm	■ CD 585 WU O



Ref.-no.

Thermoplastic (breakproof) high-gloss

red

1-gang	81 mm x 81 mm	■ CD 581 WU RT
2-gang	81 mm x 152 mm	■ CD 582 WU RT
3-gang	81 mm x 223 mm	■ CD 583 WU RT

Frame for cable duct installation

for horizontal and vertical installation



Ref.-no.

Thermoplastic (breakproof) high-gloss

ivory

1-gang	80 mm x 80 mm	CD 581 K W
2-gang	80 mm x 151 mm	CD 582 K W
3-gang	80 mm x 222 mm	CD 583 K W



Ref.-no.

Thermoplastic (breakproof) high-gloss

white

1-gang	80 mm x 80 mm	CD 581 K WW
2-gang	80 mm x 151 mm	CD 582 K WW
3-gang	80 mm x 222 mm	CD 583 K WW



Ref.-no.

Thermoplastic (breakproof) high-gloss

grey

1-gang	80 mm x 80 mm	CD 581 K GR
2-gang	80 mm x 151 mm	CD 582 K GR
3-gang	80 mm x 222 mm	CD 583 K GR



Ref.-no.

Thermoplastic (breakproof) high-gloss

green

1-gang	80 mm x 80 mm	CD 581 K GN
2-gang	80 mm x 151 mm	CD 582 K GN
3-gang	80 mm x 222 mm	CD 583 K GN



Ref.-no.

Thermoplastic (breakproof) high-gloss

light grey

1-gang	80 mm x 80 mm	CD 581 K LG
2-gang	80 mm x 151 mm	CD 582 K LG
3-gang	80 mm x 222 mm	CD 583 K LG



Ref.-no.

Thermoplastic (breakproof) high-gloss

orange

1-gang	80 mm x 80 mm	CD 581 K O
2-gang	80 mm x 151 mm	CD 582 K O
3-gang	80 mm x 222 mm	CD 583 K O

SCHUKO® socket for cable ducts 16 A / 250 V ~



3-gang

with screwless terminals for rigid wires up to 2.5 mm²
Cover with integrated frame for installation into cable duct boxes
dimensions: 80 x 151 mm

Ref.-no.

Duroplastic (scratch-proof) glossy

ivory	CD 523
white	CD 523 WW

SCHUKO® socket for cable ducts 16 A / 250 V ~



3-gang

with 1 inscription field 6 x 37 mm above middle socket
with screwless terminals for rigid wires up to 2.5 mm²
Cover with integrated frame for installation into cable duct boxes
dimensions: 80 x 151 mm

Spare part:

Transparent cover with paper inlay ref.-no.: CD 20 NA

Ref.-no.

Duroplastic (scratch-proof) glossy

ivory	CD 523 NA
white	CD 523 NA WW

Surface cap, 1-gang



with integrated frame and non-flammable ground plate for inserts with covers of the CD range (except key switches ref.-no. ..15, 3-level-switch and socket for Switzerland type 13)
85 x 85 x 47 mm
Installation depth max. 34 mm

Ref.-no.

Duroplastic (scratch-proof) glossy

ivory	CD 581 A W
white	CD 581 A WW
brown	CD 581 A BR
grey	CD 581 A GR

Surface cap, 2-gang



with integrated frame and non-flammable ground plate for inserts with covers of the CD range (except key switches ref.-no. ..15, 3-level-switch and socket for Switzerland type 13)
156 x 85 x 47 mm
Installation depth max. 34 mm

Ref.-no.

Duroplastic (scratch-proof) glossy

ivory	CD 582 A W
white	CD 582 A WW
brown	CD 582 A BR
grey	CD 582 A GR

Surface cap, 3-gang



with integrated frame and non-flammable ground plate for inserts with covers of the CD range (except key switches ref.-no. ..15, 3-level-switch and socket for Switzerland type 13)
227 x 85 x 47 mm
Installation depth max. 34 mm

Ref.-no.

Duroplastic (scratch-proof) glossy

ivory	CD 583 A W
white	CD 583 A WW
brown	CD 583 A BR
grey	CD 583 A GR

Mounting box for surface caps



(spare part)

Ref.-no.

1-gang	581 A
2-gang	582 A
3-gang	583 A

Strain relief




for surface caps
for cables 3 x 1.5 mm² up to 5 x 2.5 mm² (Ø 7 up to 13 mm)

Ref.-no.

58 A ZUG

Inlets for cables, pipes and trunkings in surface caps



Ref.-no.

for cable and mini trunking

ivory	11
white	11 WW
brown	11 BR
grey	11 GR


for cable duct 15 x 15 mm

ivory	12
white	12 WW
brown	12 BR
grey	12 GR

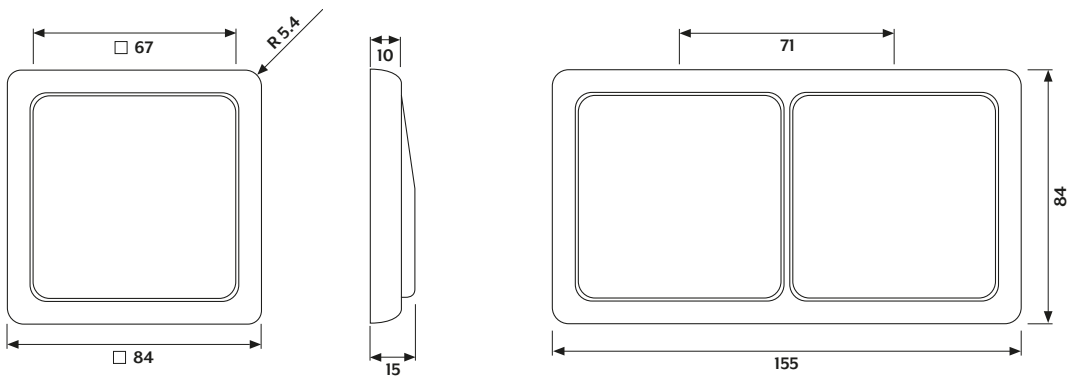
for pipes with outside Ø 16 mm

ivory	13
white	13 WW
brown	13 BR
grey	13 GR

CD PLUS



WHITE WITH INTERNAL COLOUR FRAME IN LIGHT GREEN



Frame edge radius

R 5.4

Frame size

1-gang	84 mm x 84 mm
2-gang	84 mm x 155 mm
3-gang	84 mm x 226 mm
4-gang	84 mm x 297 mm
5-gang	84 mm x 368 mm

CD range
CD PLUS

Frame

**for horizontal and vertical installation
for CD range**

To be completed with internal colour frames (ref.-no.: CDP 81 ..) or external colour frames (ref.-no.: CDP 82 ..)



Ref.-no.

**Duroplastic (scratch-proof) glossy
white**

1-gang	84 mm x 84 mm	CDP 581 WW
2-gang	84 mm x 155 mm	CDP 582 WW
3-gang	84 mm x 226 mm	CDP 583 WW
4-gang	84 mm x 297 mm	CDP 584 WW
5-gang	84 mm x 368 mm	CDP 585 WW



Ref.-no.

**Duroplastic (scratch-proof) glossy
light grey**

1-gang	84 mm x 84 mm	CDP 581 LG
2-gang	84 mm x 155 mm	CDP 582 LG
3-gang	84 mm x 226 mm	CDP 583 LG
4-gang	84 mm x 297 mm	CDP 584 LG
5-gang	84 mm x 368 mm	CDP 585 LG



Ref.-no.

**Duroplastic (scratch-proof) glossy
black**

1-gang	84 mm x 84 mm	CDP 581 SW
2-gang	84 mm x 155 mm	CDP 582 SW
3-gang	84 mm x 226 mm	CDP 583 SW
4-gang	84 mm x 297 mm	CDP 584 SW
5-gang	84 mm x 368 mm	CDP 585 SW

Internal colour frame

for installation in frames ref.-no. CDP 58..



Ref.-no.

yellow	CDP 81 GE
light green	CDP 81 LGN
stainless steel (galvanised)	CDP 81 ES
granite	CDP 81 GT
metallic green	CDP 81 GNM
metallic black	CDP 81 SWM
metallic blue (magic)	CDP 81 BLM
metallic red	CDP 81 RTM
chrome (galvanised)	CDP 81 GCR
gold (galvanised)	CDP 81 GGO

External colour frame

for installation in frames ref.-no. CDP 58..




Ref.-no.

light grey	CDP 82 LG
yellow	CDP 82 GE
light green	CDP 82 LGN
stainless steel (galvanised)	CDP 82 ES
granite	CDP 82 GT
metallic green	CDP 82 GNM
metallic black	CDP 82 SWM
metallic blue (magic)	CDP 82 BLM
metallic red	CDP 82 RTM
chrome (galvanised)	CDP 82 GCR
gold (galvanised)	CDP 82 GGO




LS range – timeless switches
for every interior style

LS range



The LS range clearly shows its commitment to the classic square without compromises. The design based on the Bauhaus design has a timeless effect. In its reduction to the essential, this range relies on the quality of genuine materials that further emphasise the clarity of the shape. Narrow or wide frames round off the straight lines in style.





LS range – modular system





The wide product palette of the LS range meets all technical and design requirements in private and commercial construction. Lighting, blind and temperature control, door communication, multimedia control, JUNG HOME and KNX can all be implemented in one harmonious look. The JUNG modular system combines the inserts with the respective cover and design frame to form a functional unit.

Colours and materials

Duroplastic (scratch-proof), glossy

ivory	similar to RAL 1013	
white	similar to RAL 9016	
light grey	similar to RAL 7035	
black	similar to RAL 9005	




Thermoplastic (breakproof) lacquered

matt snow white	
matt graphite black	

Duroplastic SILVERPLUS®

white	similar to RAL 9016	
-------	---------------------	--










Selected items are also available in other colours

green	similar to RAL 6029	
orange	similar to RAL 2004	
red	similar to RAL 3003	

Glass

Tempered safety glass (TSG),
colours: black, white, matt white

Metal designs

aluminium	
AlMg1 natural, matt etched	
stainless steel	
1.4303 X4 CrNi 18-12 blasted with glass beads	
anthracite (lacquered aluminium)	
dark (varnished aluminium)	
chrome (chrome-plated metal)	
gold-coloured (coloured metal, PVD coated)	
gold (gold-plated metal)	
classic brass	
CuZn37, bright, hand-brushed, 240 grain, clear varnish on both sides (corrosion protection)	
antique brass	
CuZn37, hand-brushed, traditionally coloured, brightened by hand, clear lacquer on both sides (corrosion protection)	



The LS 990 range in white has been awarded the Cradle to Cradle (C2C) and Material Health certificates after a rigorous testing process.



More information
can be found here.

1-gang rocker



for switch ref.-no.: 501 U, 502 U, 503 U, 506 U, 507 U, 501-20 U, 506-20 U, 507-20 U
for push-button ref.-no.: 531 U, 532 U, 533 U, 533-2 U
for multi push-button ref.-no.: 531-41 U (not metal versions)
in combination with multi push-button no IP44 possible

Ref.-no.

Duroplastic (scratch-proof) glossy

- ivory ■ ■ LS 990
- white ■ ■ LS 990 WW
- light grey ■ ■ LS 990 LG
- black ■ ■ LS 990 SW

matt lacquered

- matt snow white ■ ■ LS 990 WWM
- matt graphite black ■ ■ LS 990 SWM

Duroplastic (scratch-proof) glossy – SILVERPLUS®

- white ■ ■ SPLS 990 WW

Metal versions

- aluminium ■ ■ ■ AL 2990
- stainless steel ■ ■ ■ ES 2990
- anthracite (aluminium lacquered) ■ ■ ■ AL 2990 AN
- dark (aluminium lacquered) ■ ■ ■ AL 2990 D
- chrome ■ ■ GCR 2990
- gold-coloured ■ ■ GO 2990
- gold-plated ■ ■ LS 990 GGO
- classic brass ■ ■ ME 2990 C
- antique brass ■ ■ ME 2990 AT

1-gang rocker with lens



for switch with indicator light ref.-no.: 502 KOU, 503 KOU, 506 KOU, 501-20 KOU, 502-20 KOU, 506-20 KOU
for push-button ref.-no.: 531 U, 533 U, 533-2 U, 534 U

Ref.-no.

Duroplastic (scratch-proof) glossy

- ivory ■ ■ LS 990 KO5
- white ■ ■ LS 990 KO5 WW
- light grey ■ ■ LS 990 KO5 LG
- black ■ ■ LS 990 KO5 SW

matt lacquered

- matt snow white ■ ■ LS 990 KO5 WWM
- matt graphite black ■ ■ LS 990 KO5 SWM

Duroplastic (scratch-proof) glossy – SILVERPLUS®

- white ■ ■ SPLS 990 KO5 WW

Metal versions

- aluminium ■ ■ ■ AL 2990 KO5
- stainless steel ■ ■ ■ ES 2990 KO5
- anthracite (aluminium lacquered) ■ ■ ■ AL 2990 KO5 AN
- dark (aluminium lacquered) ■ ■ ■ AL 2990 KO5 D
- chrome ■ ■ GCR 2990 KO5
- gold-coloured ■ ■ GO 2990 KO5
- gold-plated ■ ■ LS 990 KO5 GGO
- classic brass ■ ■ ME 2990 KO5 C
- antique brass ■ ■ ME 2990 KO5 AT

1-gang rocker with inscription field 9 x 58 mm



for switch ref.-no.: 501 U, 502 U, 503 U, 506 U, 507 U, 501-20 U, 506-20 U, 507-20 U
for push-button ref.-no.: 531 U, 532 U, 533 U, 533-2 U
for multi push-button ref.-no.: 531-41 U
in combination with multi push-button no IP44 possible

Spare part:

Transparent cover with paper inlay ref.-no.: CD 90 NA

Ref.-no.

Duroplastic (scratch-proof) glossy

- ivory ■ ■ LS 990 NA
- white ■ ■ LS 990 NA WW
- light grey ■ ■ LS 990 NA LG
- black ■ ■ LS 990 NA SW

matt lacquered

- matt snow white ■ ■ LS 990 NA WWM
- matt graphite black ■ ■ LS 990 NA SWM

1-gang rocker with inscription field 12 x 55 mm



for switch ref.-no.: 501 U, 502 U, 503 U, 506 U, 507 U, 501-20 U, 506-20 U, 507-20 U
for push-button ref.-no.: 531 U, 532 U, 533 U, 533-2 U

Spare part:

Transparent cover ref.-no.: M 20 NA

Ref.-no.

Metal versions

- aluminium ■ ■ ■ AL 2990 NA
- stainless steel ■ ■ ■ ES 2990 NA
- anthracite (aluminium lacquered) ■ ■ ■ AL 2990 NA AN
- dark (aluminium lacquered) ■ ■ ■ AL 2990 NA D
- classic brass ■ ■ ME 2990 NA C
- antique brass ■ ■ ME 2990 NA AT

1-gang rocker with lens



for switch with indicator light ref.-no.: 502 KOU, 503 KOU, 506 KOU, 501-20 KOU, 502-20 KOU, 506-20 KOU
for push-button ref.-no.: 531 U, 533 U, 533-2 U, 534 U

Ref.-no.

Metal versions

- aluminium ■ ■ ■ AL 2990 KO2
- stainless steel ■ ■ ■ ES 2990 KO2

1-gang rocker with lens and inscription field 9 x 58 mm



for switch with indicator light ref.-no.: 502 KOU, 503 KOU, 506 KOU, 501-20 KOU, 502-20 KOU, 506-20 KOU
for push-button ref.-no.: 531 U, 533 U, 533-2 U, 534 U

Spare part:

Transparent cover with paper inlay ref.-no.: CD 90 NA

Ref.-no.

Duroplastic (scratch-proof) glossy

- ivory ■ ■ LS 990 NAKO5
- white ■ ■ LS 990 NAKO5 WW
- light grey ■ ■ LS 990 NAKO5 LG
- black ■ ■ LS 990 NAKO5 SW

matt lacquered

- matt snow white ■ ■ LS 990 NAKO5 WWM
- matt graphite black ■ ■ LS 990 NAKO5 SWM

1-gang rocker with lens and inscription field 12 x 55 mm



for switch with indicator light ref.-no.: 502 KOU, 503 KOU, 506 KOU, 501-20 KOU, 502-20 KOU, 506-20 KOU
for push-button ref.-no.: 531 U, 533 U, 533-2 U, 534 U

Spare part:

Transparent cover ref.-no.: M 20 NA

Ref.-no.

Metal versions

- aluminium ■ ■ ■ AL 2990 NAKO5
- stainless steel ■ ■ ■ ES 2990 NAKO5
- anthracite (aluminium lacquered) ■ ■ ■ AL 2990 NAKO5 AN


1-gang rocker with arrow symbols



for multi push-button ref.-no.: 531-41 U
in combination with multi push-button no IP44 possible

	Ref.-no.
Duroplastic (scratch-proof) glossy	
ivory	LS 990 P
white	LS 990 P WW
light grey	LS 990 P LG
black	LS 990 P SW
matt lacquered	
matt snow white	LS 990 P WWM
matt graphite black	LS 990 P SWM

1-gang rocker with symbol "light"



for switch ref.-no.: 501 U, 502 U, 503 U, 506 U, 507 U,
501-20 U, 506-20 U, 507-20 U
for push-button ref.-no.: 531 U, 532 U, 533 U, 533-2 U

	Ref.-no.
Duroplastic (scratch-proof) glossy	
ivory	■ LS 990 L
white	■ LS 990 L WW
light grey	■ LS 990 L LG
black	■ LS 990 L SW
matt lacquered	
matt snow white	■ LS 990 L WWM
matt graphite black	■ LS 990 L SWM
Metal versions	
aluminium	■ AL 2990 L
stainless steel	■ ES 2990 L
anthracite (aluminium lacquered)	■ AL 2990 L AN
dark (aluminium lacquered)	■ AL 2990 L D
chrome	GCR 2990 L
classic brass	ME 2990 L C
antique brass	ME 2990 L AT


1-gang rocker with symbol "light", with lens



for switch with indicator light ref.-no.: 502 KOU, 503 KOU,
506 KOU, 501-20 KOU, 502-20 KOU, 506-20 KOU
for push-button ref.-no.: 531 U, 533 U, 533-2 U, 534 U

	Ref.-no.
Duroplastic (scratch-proof) glossy	
ivory	■ LS 990 KO5 L
white	■ LS 990 KO5 L WW
black	■ LS 990 KO5 L SW
matt lacquered	
matt snow white	■ LS 990 KO5 L WWM
matt graphite black	■ LS 990 KO5 L SWM
Metal versions	
aluminium	■ AL 2990 KO5 L
stainless steel	■ ES 2990 KO5 L
anthracite (aluminium lacquered)	■ AL 2990 KO5 L AN
dark (aluminium lacquered)	■ AL 2990 KO5 L D
chrome	GCR 2990 KO5 L
classic brass	ME 2990 KO5 L C
antique brass	ME 2990 KO5 L AT

1-gang rocker with symbol "bell"



for push-button ref.-no.: 531 U, 532 U, 533 U, 533-2 U

	Ref.-no.
Duroplastic (scratch-proof) glossy	
ivory	■ LS 990 K
white	■ LS 990 K WW
light grey	■ LS 990 K LG
black	■ LS 990 K SW
matt lacquered	
matt snow white	■ LS 990 K WWM
matt graphite black	■ LS 990 K SWM
Metal versions	
aluminium	■ AL 2990 K
stainless steel	■ ES 2990 K
anthracite (aluminium lacquered)	■ AL 2990 K AN
dark (aluminium lacquered)	■ AL 2990 K D
chrome	GCR 2990 K
classic brass	ME 2990 K C
antique brass	ME 2990 K AT

1-gang rocker with symbol "bell", with lens



for push-button ref.-no.: 531 U, 533 U, 533-2 U, 534 U

	Ref.-no.
Duroplastic (scratch-proof) glossy	
ivory	■ LS 990 KO5 K
white	■ LS 990 KO5 K WW
black	■ LS 990 KO5 K SW
matt lacquered	
matt snow white	■ LS 990 KO5 K WWM
matt graphite black	■ LS 990 KO5 K SWM
Metal versions	
aluminium	■ AL 2990 KO5 K
stainless steel	■ ES 2990 KO5 K
anthracite (aluminium lacquered)	■ AL 2990 KO5 K AN
dark (aluminium lacquered)	■ AL 2990 KO5 K D
chrome	GCR 2990 KO5 K
classic brass	ME 2990 KO5 K C
antique brass	ME 2990 KO5 K AT

1-gang rocker with symbol "door"



for push-button ref.-no.: 531 U, 532 U, 533 U, 533-2 U

	Ref.-no.
Duroplastic (scratch-proof) glossy	
ivory	■ LS 990 T
white	■ LS 990 T WW
light grey	■ LS 990 T LG
black	■ LS 990 T SW
matt lacquered	
matt snow white	■ LS 990 T WWM
matt graphite black	■ LS 990 T SWM
Metal versions	
aluminium	■ AL 2990 T
stainless steel	■ ES 2990 T
anthracite (aluminium lacquered)	■ AL 2990 T AN
dark (aluminium lacquered)	■ AL 2990 T D
chrome	GCR 2990 T
classic brass	ME 2990 T C
antique brass	ME 2990 T AT

1-gang rocker with symbol "door", with lens



for push-button ref.-no.: 531 U, 533 U, 533-2 U, 534 U

Ref.-no.

Duroplastic (scratch-proof) glossy

- ivory ■ LS 990 KO5 T
- white ■ LS 990 KO5 T WW
- black ■ LS 990 KO5 T SW

matt lacquered

- matt snow white ■ LS 990 KO5 T WWM
- matt graphite black ■ LS 990 KO5 T SWM

Metal versions

- aluminium ■ AL 2990 KO5 T
- stainless steel ■ ES 2990 KO5 T
- anthracite (aluminium lacquered) ■ AL 2990 KO5 T AN
- dark (aluminium lacquered) ■ AL 2990 KO5 T D
- chrome GCR 2990 KO5 T
- classic brass ME 2990 KO5 T C
- antique brass ME 2990 KO5 T AT

1-gang rocker with embossed symbol "light"



for switch ref.-no.: 501 U, 502 U, 503 U, 506 U, 507 U, 501-20 U, 506-20 U, 507-20 U
for push-button ref.-no.: 531 U, 532 U, 533 U, 533-2 U

Ref.-no.

Metal versions

- aluminium ■ AL 2990 LP
- stainless steel ■ ES 2990 LP

1-gang rocker with embossed symbol "light", with lens



for switch with indicator light ref.-no.: 502 KOU, 503 KOU, 506 KOU, 501-20 KOU, 502-20 KOU, 506-20 KOU
for push-button ref.-no.: 531 U, 533 U, 533-2 U, 534 U

Ref.-no.

Metal versions

- aluminium ■ AL 2990 KO5 LP
- stainless steel ■ ES 2990 KO5 LP

1-gang rocker with embossed symbol "bell"



for push-button ref.-no.: 531 U, 532 U, 533 U, 533-2 U

Ref.-no.

Metal versions

- aluminium ■ AL 2990 KP
- stainless steel ■ ES 2990 KP

1-gang rocker with embossed symbol "bell", with lens



for push-button ref.-no.: 531 U, 533 U, 533-2 U, 534 U

Ref.-no.

Metal versions

- aluminium ■ AL 2990 KO5 KP
- stainless steel ■ ES 2990 KO5 KP

1-gang rocker with embossed symbol "door"



for push-button ref.-no.: 531 U, 532 U, 533 U, 533-2 U

Ref.-no.

Metal versions

- aluminium ■ AL 2990 TP
- stainless steel ■ ES 2990 TP

1-gang rocker with embossed symbol "door", with lens



for push-button ref.-no.: 531 U, 533 U, 533-2 U, 534 U

Ref.-no.

Metal versions

- aluminium ■ AL 2990 KO5 TP
- stainless steel ■ ES 2990 KO5 TP

Holder plate



for frame fixing and 1-gang rocker bearing (spare part)

Ref.-no.

- black CD 90 HP

1-gang rocker, transparent



for switch ref.-no.: 501 U, 502 U, 503 U, 506 U, 507 U, 501-20 U, 506-20 U, 507-20 U
for push-button ref.-no.: 531 U, 532 U, 533 U, 533-2 U
for individual inscription or decorative inlets (e.g. wall paper)

Ref.-no.

- Thermoplastic (breakproof) high-gloss inscription field 66 x 66 mm LS 990 NA GL

Plastic cover with paper inlay



for inscription field 66 x 66 mm
(spare part)

Ref.-no.

Thermoplastic (breakproof) high-gloss

paper inlay white

LS 990 NA GL PL

1-gang rocker with glass plate



with rocker and red lens
for all 1-gang switch/push-button inserts

With adhesive labels "Notschalter, Heizung, Rauchabzug, öffnen, Lichtkuppel, Hausalarm, bei Feuer Glas einschlagen – Knopf drücken"


Ref.-no.

Thermoplastic (breakproof) high-gloss

red similar RAL 3000
blue similar RAL 5015
yellow similar RAL 1004

561 GL RT
561 GL BL
561 GL GE

Glass plate



(spare part)
for covers with glass plate ref.-no.: AS 561 GL ..., 561 GL ..., 860 WGL ..

Ref.-no.

64 x 53 x 1 mm (W x H x D)

60 GL

2-gang rocker



for switch ref.-no.: 505 U, 509 U, 505-20 U, 509-20 U
for push-button ref.-no.: 535 U, 539 U
for multi push-button ref.-no.: 532-4 U (not metal versions)
in combination with multi push-button no IP44 possible

Ref.-no.

Duroplastic (scratch-proof) glossy

ivory ■ ■ **LS 995**
white ■ ■ **LS 995 WW**
light grey ■ ■ **LS 995 LG**
black ■ ■ **LS 995 SW**

matt lacquered

matt snow white ■ ■ **LS 995 WWM**
matt graphite black ■ ■ **LS 995 SWM**

Duroplastic (scratch-proof) glossy – SILVERPLUS®

white ■ ■ **SPLS 995 WW**

Metal versions

aluminium ■ ■ ■ **AL 2995**
stainless steel ■ ■ ■ **ES 2995**
anthracite (aluminium lacquered) ■ ■ ■ **AL 2995 AN**
dark (aluminium lacquered) ■ ■ ■ **AL 2995 D**
chrome ■ ■ **GCR 2995**
gold-coloured ■ ■ **GO 2995**
gold-plated ■ ■ **LS 995 GGO**
classic brass ■ ■ **ME 2995 C**
antique brass ■ ■ **ME 2995 AT**

2-gang rocker with lens



for switch ref.-no.: 505 U 5
for switch with indicator light ref.-no.: 505 KOU 5
for push-button ref.-no.: 535 U 5

Ref.-no.

Duroplastic (scratch-proof) glossy

ivory ■ ■ **LS 995 KO5**
white ■ ■ **LS 995 KO5 WW**
light grey ■ ■ **LS 995 KO5 LG**
black ■ ■ **LS 995 KO5 SW**

matt lacquered

matt snow white ■ ■ **LS 995 KO5 WWM**
matt graphite black ■ ■ **LS 995 KO5 SWM**

Duroplastic (scratch-proof) glossy – SILVERPLUS®

white ■ ■ **SPLS 995 KO5 WW**

Metal versions

aluminium ■ ■ ■ **AL 2995 KO5**
stainless steel ■ ■ ■ **ES 2995 KO5**
anthracite (aluminium lacquered) ■ ■ ■ **AL 2995 KO5 AN**
dark (aluminium lacquered) ■ ■ ■ **AL 2995 KO5 D**
chrome ■ ■ **GCR 2995 KO5**
gold-coloured ■ ■ **GO 2995 KO5**
classic brass ■ ■ **ME 2995 KO5 C**
antique brass ■ ■ **ME 2995 KO5 AT**

2-gang rocker with inscription fields 9 x 27 mm



for switch ref.-no.: 505 U, 509 U, 505-20 U, 509-20 U
for push-button ref.-no.: 535 U, 539 U
for multi push-button ref.-no.: 532-4 U
in combination with multi push-button no IP44 possible

Spare part:

Transparent cover with paper inlay ref.-no.: CD 95 NA

Ref.-no.

Duroplastic (scratch-proof) glossy

ivory ■ ■ **LS 995 NA**
white ■ ■ **LS 995 NA WW**

2-gang rocker with lens and inscription fields 9 x 27 mm



for switch ref.-no.: 505 U 5
for switch with indicator light ref.-no.: 505 KOU 5
for push-button ref.-no.: 535 U 5

Spare part:


Transparent cover with paper inlay ref.-no.: CD 95 NA

Ref.-no.

Duroplastic (scratch-proof) glossy

ivory ■ ■ **LS 995 NA KO5**
white ■ ■ **LS 995 NA KO5 WW**

2-gang rocker with arrow symbols



for blind switch ref.-no.: 509 VU
for blind push-button ref.-no.: 539 VU

Ref.-no.

Duroplastic (scratch-proof) glossy

- ivory ■ LS 995 P
- white ■ LS 995 P WW
- light grey ■ LS 995 P LG
- black ■ LS 995 P SW

matt lacquered

- matt snow white ■ LS 995 P WWM
- matt graphite black ■ LS 995 P SWM

Duroplastic (scratch-proof) glossy – SILVERPLUS®

- white ■ SPLS 995 P WW

Metal versions

- aluminium ■ AL 2995 P
- stainless steel ■ ES 2995 P
- anthracite (aluminium lacquered) ■ AL 2995 P AN
- dark (aluminium lacquered) ■ AL 2995 P D
- chrome GCR 2995 P
- gold-coloured GO 2995 P
- classic brass ME 2995 P C
- antique brass ME 2995 P AT

2-gang rocker with embossed arrow symbols



for blind switch ref.-no.: 509 VU
for blind push-button ref.-no.: 539 VU

Ref.-no.

Metal versions

- aluminium ■ AL 2995 PP
- stainless steel ■ ES 2995 PP

2-gang rocker with arrow symbols



for multi push-button ref.-no.: 532-4 U
in combination with multi push-button no IP44 possible

Ref.-no.

Duroplastic (scratch-proof) glossy

- ivory LS 995 MP
- white LS 995 MP WW
- light grey LS 995 MP LG
- black LS 995 MP SW

matt lacquered

- matt snow white LS 995 MP WWM
- matt graphite black LS 995 MP SWM

Holder plate



for frame fixing and 2-gang rocker bearing
(spare part)

Ref.-no.

- black CD 95 HP

3-gang rocker



for 3-gang switch ref.-no.: 5306 EU

Ref.-no.

Thermoplastic (breakproof) high-gloss

- ivory ■ LS 993 BF
- white ■ LS 993 BF WW
- light grey ■ LS 993 BF LG
- black ■ LS 993 BF SW

matt lacquered

- matt snow white ■ LS 993 BF WWM
- matt graphite black ■ LS 993 BF SWM

Metal versions

- aluminium ■ AL 993
- stainless steel ■ ES 993
- anthracite (aluminium lacquered) ■ AL 993 AN
- dark (aluminium lacquered) ■ AL 993 D
- chrome ■ GCR 993
- gold-coloured ■ GO 993
- classic brass ■ ME 993 C
- antique brass ■ ME 993 AT

Holder plate



for frame fixing and 3-gang rocker bearing
(spare part)

Ref.-no.

- black LS 93 HP

Centre plate



for key switch ref.-no.: 104.28, 134.18, 134.28, 133.18,
138.18, 106.28
for key switch IP44 ref.-no.: CD 104.18 WU, CD 134.18 WU,
CD 133.18 WU, CD 106.18 WU

One escutcheon plate with symbols and one without symbols
included in delivery.

Height of escutcheon plate: 11 mm (thermoplastic) or

17.5 mm (metal versions)

Ref.-no.

Thermoplastic (breakproof) high-gloss

- ivory ■ LS 928
- white ■ LS 928 WW
- light grey ■ LS 928 LG
- black ■ LS 928 SW

matt lacquered

- matt snow white ■ LS 928 WWM
- matt graphite black ■ LS 928 SWM

Metal versions

- aluminium ■ AL 2928
- stainless steel ■ ES 2928
- anthracite (aluminium lacquered) ■ AL 2928 AN
- dark (aluminium lacquered) ■ AL 2928 D
- chrome ■ GCR 2928
- gold-coloured ■ GO 2928
- classic brass ■ ME 2928 C
- antique brass ■ ME 2928 AT

Centre plate



for key switch ref.-no.: 104.15, 134.15, 133.15, 106.15

Ref.-no.

Thermoplastic (breakproof) high-gloss

- ivory ■ ■ **LS 925**
- white ■ ■ **LS 925 WW**
- light grey ■ ■ **LS 925 LG**
- black ■ ■ **LS 925 SW**

matt lacquered

- matt snow white ■ **LS 925 WWM**
- matt graphite black ■ **LS 925 SWM**

Metal versions

- aluminium ■ ■ **AL 2925**
- stainless steel ■ ■ **ES 2925**
- anthracite (aluminium lacquered) ■ ■ **AL 2925 AN**
- dark (aluminium lacquered) ■ ■ **AL 2925 D**
- classic brass ■ **ME 2925 C**
- antique brass ■ **ME 2925 AT**

Centre plate with knob



for rotary switch ref.-no.: 1101-4, 1101-20
for timer switch ref.-no.: 11015, 11120-20
for rotary blind switch ref.-no.: 1234.10, 1234.20

also for volume control WHD type: LST..JU UP and LR..JU UP
and for program selection WHD type: PRO 3 JU..

Ref.-no.

Duroplastic (scratch-proof) glossy

- ivory ■ ■ **LS 1941**
- white ■ ■ **LS 1941 WW**
- light grey ■ ■ **LS 1941 LG**
- black ■ ■ **LS 1941 SW**

matt lacquered

- matt snow white ■ ■ **LS 1941 WWM**
- matt graphite black ■ ■ **LS 1941 SWM**

Metal versions

- aluminium ■ ■ ■ **AL 1941**
- stainless steel ■ ■ ■ **ES 1941**
- anthracite (aluminium lacquered) ■ ■ ■ **AL 1941 AN**
- dark (aluminium lacquered) ■ ■ ■ **AL 1941 D**
- chrome ■ **GCR 1941**
- gold-coloured ■ **GO 1941**
- classic brass ■ **ME 1941 C**
- antique brass ■ **ME 1941 AT**

Timer switch 16 AX / 250 V ~



with screw terminals for rigid and flexible wires up to 4 mm²
screw fixing only, without claws
incl. 1-gang frame and scale disc
time tolerance ± 10 %, resettable by means of slip clutch

Ref.-no.

Duroplastic (scratch-proof) glossy

- white 2-pole, max. ■ **LS 11030 WW**
- 1-way 30 minutes
- white 1-pole, max. ■ **LS 11030-20 WW**
- 2-way 30 minutes
- white 2-pole, max. ■ **LS 11060 WW**
- 1-way 60 minutes
- white 2-pole, max. ■ **LS 11120 WW**
- 1-way 120 minutes
- white 1-pole, max. ■ **LS 11120-20 WW**
- 2-way 120 minutes
- white 2-pole, max. ■ **LS 11240 WW**
- 1-way 240 minutes
- white 2-pole, max. ■ **LS 11360 WW**
- 1-way 360 minutes
- white 2-pole, max. ■ **LS 11720 WW**
- 1-way 720 minutes

Electronic timer, 230 V~, 1500 VA



The device is operated simply by pressing the button. After a previously set time delay the timer switches off automatically. The activated time delay can be stopped by pressing the button again.
1-pole switch contact, with status LED, satellite operation possible

Ref.-no.

time delay 1 – 60 min.

- aluminium ■ ■ **AL 1060 ET**
- stainless steel ■ ■ **ES 1060 ET**
- anthracite (aluminium lacquered) ■ **AL 1060 ET AN**

time delay 1 – 8 hours

- aluminium ■ ■ **AL 10.480 ET**
- stainless steel ■ ■ **ES 10.480 ET**
- anthracite (aluminium lacquered) ■ **AL 10.480 ET AN**

SCHUKO® socket 16 A / 250 V ~



with screwless terminals for rigid and untreated flexible wires up to 2.5 mm²
without claws: ref.-no. with additional "N", e.g.: ..1520 N..
with screw terminals: ref.-no. ..1521..
Supporting frame, claws and claw screws are integrated into the earth protection.

Ref.-no.

Duroplastic (scratch-proof) glossy

- ivory ■ **LS 1520**
- white ■ **LS 1520 WW**
- light grey ■ **LS 1520 LG**
- black ■ **LS 1520 SW**

Thermoplastic (breakproof) high-gloss

- white ■ **LS 1520 BF WW**
- green (SV) ■ **LS 1520 BF GN**
- orange (ZSV) ■ **LS 1520 BF O**
- red ■ **LS 1520 BF RT**

matt lacquered

- matt snow white ■ **LS 1520 WWM**
- matt graphite black ■ **LS 1520 SWM**

Duroplastic (scratch-proof) glossy – SILVERPLUS®

- white ■ **SPLS 1520 WW**

Metal versions


- aluminium ■ ■ **AL 1520**
- stainless steel ■ ■ **ES 1520**
- anthracite (aluminium lacquered) ■ ■ **AL 1520 AN**
- dark (aluminium lacquered) ■ ■ **AL 1520 D**
- gold-coloured ■ **GO 1520**
- classic brass ■ **ME 1520 C**
- antique brass ■ **ME 1520 AT**

SCHUKO® socket 16 A / 250 V ~



with screw terminals for rigid and flexible wires up to 2.5 mm² without claws: ref.-no. with additional "N", e.g.: ..1521 N..
Supporting frame, claws and claw screws are integrated into the earth protection.

SCHUKO® socket 16 A / 250 V ~



with enhanced contact protection / shutter (Safety Plus)
with screw terminals for rigid and flexible wires up to 2.5 mm² without claws: ref.-no. with additional "N", e.g.: ..1521 N..
Supporting frame, claws and claw screws are integrated into the earth protection.

	Ref.-no.
Duroplastic (scratch-proof) glossy	
ivory	■ LS 1521
white	■ LS 1521 WW
light grey	■ LS 1521 LG
black	■ LS 1521 SW
Thermoplastic (breakproof) high-gloss	
orange (ZSV)	■ LS 1521 BF O
red	■ LS 1521 BF RT
matt lacquered	
matt snow white	■ LS 1521 WWM
matt graphite black	■ LS 1521 SWM
Metal versions	
aluminium	■ ■ AL 1521
stainless steel	■ ■ ES 1521
anthracite (aluminium lacquered)	■ ■ AL 1521 AN
dark (aluminium lacquered)	■ ■ AL 1521 D
gold-coloured	■ GO 1521
classic brass	■ ME 1521 C
antique brass	■ ME 1521 AT

	Ref.-no.
Duroplastic (scratch-proof) glossy	
ivory	■ LS 1521 KI
white	■ LS 1521 KI WW
light grey	■ LS 1521 KI LG
black	■ LS 1521 KI SW
matt lacquered	
matt snow white	■ LS 1521 KI WWM
matt graphite black	■ LS 1521 KI SWM
Thermoplastic (breakproof) high-gloss	
orange (ZSV)	■ LS 1521 BFKI O
Duroplastic (scratch-proof) glossy	
black	■ LS 1521 BF KI SW
Duroplastic (scratch-proof) glossy – SILVERPLUS®	
white	■ SPLS 1521 KI WW
Metal versions	
aluminium	■ ■ AL 1521 KI
stainless steel	■ ■ ES 1521 KI
anthracite (aluminium lacquered)	■ ■ AL 1521 KI AN
dark (aluminium lacquered)	■ AL 1521 KI D
chrome	■ GCR 1521 KI
gold-coloured	■ GO 1521 KI
gold-plated	■ LS 1521 KI GGO
classic brass	■ ME 1521 KI C
antique brass	■ ME 1521 KI AT


SCHUKO® socket 16 A / 250 V ~



with enhanced contact protection / shutter (Safety Plus)
with screwless terminals for rigid and untreated flexible wires up to 2.5 mm²
without claws: ref.-no. with additional "N", e.g.: ..1520 N..
with screw terminals: ref.-no. ..1521..
Supporting frame, claws and claw screws are integrated into the earth protection.

	Ref.-no.
Duroplastic (scratch-proof) glossy	
ivory	■ LS 1520 KI
white	■ LS 1520 KI WW
light grey	■ LS 1520 KI LG
black	■ LS 1520 KI SW
Thermoplastic (breakproof) high-gloss	
ivory	■ LS 1520 BFKI
white	■ LS 1520 BFKI WW
green (SV)	■ LS 1520 BFKI GN
orange (ZSV)	■ LS 1520 BFKI O
red	■ LS 1520 BFKI RT
matt lacquered	
matt snow white	■ LS 1520 KI WWM
matt graphite black	■ LS 1520 KI SWM
Duroplastic (scratch-proof) glossy – SILVERPLUS®	
white	■ SPLS 1520 KI WW
Metal versions	
aluminium	■ ■ AL 1520 KI
stainless steel	■ ■ ES 1520 KI
anthracite (aluminium lacquered)	■ ■ AL 1520 KI AN
dark (aluminium lacquered)	■ ■ AL 1520 KI D
chrome	■ GCR 1520 KI
gold-coloured	■ GO 1520 KI
gold-plated	■ LS 1520 KI GGO
classic brass	■ ME 1520 KI C
antique brass	■ ME 1520 KI AT

SCHUKO® socket 45°, 16 A / 250 V ~



with screwless terminals for rigid wires up to 2.5 mm² especially suitable for vertical combination of several sockets without claws: ref.-no. with additional "N", e.g.: ..520-45 N..

	Ref.-no.
Duroplastic (scratch-proof) glossy	
ivory	■ LS 520-45
white	■ LS 520-45 WW
light grey	■ LS 520-45 LG
black	■ LS 520-45 SW
Metal versions	
aluminium	■ ■ AL 2520-45
stainless steel	■ ■ ES 2520-45
anthracite (aluminium lacquered)	■ ■ AL 2520-45 AN

SCHUKO® socket 16 A / 250 V ~



with inscription field 9 x 58 mm
with screwless terminals for rigid and untreated flexible wires up to 2.5 mm²
without claws: ref.-no. with additional "N", e.g.: ..1520 N..
with screw terminals: ref.-no. ..1521..
Supporting frame, claws and claw screws are integrated into the earth protection.

Spare part:
Transparent cover with paper inlay ref.-no.: CD 90 NA

	Ref.-no.
Duroplastic (scratch-proof) glossy	
ivory	■ LS 1520 NA
white	■ LS 1520 NA WW
light grey	■ LS 1520 NA LG
black	■ LS 1520 NA SW
Thermoplastic (breakproof) high-gloss	
white	■ LS 1520 BFNA WW
green (SV)	■ LS 1520 BFNA GN
orange (ZSV)	■ LS 1520 BFNA O
red	■ LS 1520 BFNA RT
matt lacquered	
matt snow white	■ LS 1520 NA WWM
matt graphite black	■ LS 1520 NA SWM

SCHUKO® socket 16 A / 250 V ~



with inscription field 12 x 55 mm
 with screwless terminals for rigid and untreated flexible wires up to 2.5 mm²
 without claws: ref.-no. with additional "N", e.g.: ..1520 N..
 with screw terminals: ref.-no. ..1521..
 Supporting frame, claws and claw screws are integrated into the earth protection.

Spare part:

Transparent cover ref.-no.: M 20 NA

	Ref.-no.
Metal versions	
aluminium	■ ■ AL 1520 NA
stainless steel	■ ■ ES 1520 NA
anthracite (aluminium lacquered)	■ ■ AL 1520 NA AN
dark (aluminium lacquered)	■ ■ AL 1520 NA D
classic brass	■ ME 1520 NA C
antique brass	■ ME 1520 NA AT

SCHUKO® socket 16 A / 250 V ~



with inscription field 9 x 58 mm
 with screw terminals for rigid and flexible wires up to 2.5 mm²
 Supporting frame, claws and claw screws are integrated into the earth protection.

Spare part:

Transparent cover with paper inlay ref.-no.: CD 90 NA

	Ref.-no.
ivory	■ LS 1521 NA
white	■ LS 1521 NA WW
light grey	■ LS 1521 NA LG
black	■ LS 1521 NA SW

SCHUKO® socket 16 A / 250 V ~



with enhanced contact protection / shutter (Safety Plus)
with inscription field 9 x 58 mm
 with screwless terminals for rigid and untreated flexible wires up to 2.5 mm²
 without claws: ref.-no. with additional "N", e.g.: ..1520 N..
 with screw terminals: ref.-no. ..1521..
 Supporting frame, claws and claw screws are integrated into the earth protection.

Spare part:

Transparent cover with paper inlay ref.-no.: CD 90 NA

	Ref.-no.
Duroplastic (scratch-proof) glossy	
ivory	■ LS 1520 KINA
white	■ LS 1520 KINA WW
light grey	■ LS 1520 KINA LG
black	■ LS 1520 KINA SW
Thermoplastic (breakproof) high-gloss	
white	■ LS 1520 BFKINA WW
green (SV)	■ LS 1520 BFKINA GN
orange (ZSV)	■ LS 1520 BFKINA O
red	■ LS 1520 BFKINA RT
matt lacquered	
matt snow white	■ LS 1520 KINA WWM
matt graphite black	■ LS 1520 KINA SWM

SCHUKO® socket 16 A / 250 V ~



with enhanced contact protection / shutter (Safety Plus)
with inscription field 12 x 55 mm
 with screwless terminals for rigid and untreated flexible wires up to 2.5 mm²
 without claws: ref.-no. with additional "N", e.g.: ..1520 N..
 with screw terminals: ref.-no. ..1521..
 Supporting frame, claws and claw screws are integrated into the earth protection.

Spare part:

Transparent cover ref.-no.: M 20 NA

	Ref.-no.
Metal versions	
aluminium	■ ■ AL 1520 KINA
stainless steel	■ ■ ES 1520 KINA
anthracite (aluminium lacquered)	■ ■ AL 1520 KINA AN
dark (aluminium lacquered)	■ ■ AL 1520 KINA D
classic brass	■ ME 1520 KINA C
antique brass	■ ME 1520 KINA AT

SCHUKO® socket 16 A / 250 V ~



with enhanced contact protection / shutter (Safety Plus)
with inscription field 9 x 58 mm
 with screw terminals for rigid and flexible wires up to 2.5 mm²
 without claws: ref.-no. with additional "N", e.g.: ..1521 N..
 Supporting frame, claws and claw screws are integrated into the earth protection.

Spare part:

Transparent cover with paper inlay ref.-no.: CD 90 NA

	Ref.-no.
Duroplastic (scratch-proof) glossy	
ivory	■ LS 1521 KINA
white	■ LS 1521 KINA WW
light grey	■ LS 1521 KINA LG
black	■ LS 1521 KINA SW

SCHUKO® socket 16 A / 250 V ~




with inscription field 12 x 55 mm
 without claws: ref.-no. with additional "N", e.g.: ..1521 N..
 Supporting frame, claws and claw screws are integrated into the earth protection.

Spare part:

Transparent cover ref.-no.: M 20 NA

	Ref.-no.
Metal versions	
aluminium	■ ■ AL 1521 KINA
stainless steel	■ ■ ES 1521 KINA
anthracite (aluminium lacquered)	■ AL 1521 KINA AN

SCHUKO® socket 16 A / 250 V ~



with pilot light (green LED) ref.-no.: 193-LED GN
with enhanced contact protection / shutter (Safety Plus)
with inscription field 9 x 58 mm
 with screwless terminals for rigid and untreated flexible wires up to 2.5 mm²
 without claws: ref.-no. with additional "N", e.g.: ..1520 N..
 Supporting frame, claws and claw screws are integrated into the earth protection.

SCHUKO® socket 16 A / 250 V ~



with hinged lid (with spring)
 with screwless terminals for rigid and untreated flexible wires up to 2.5 mm²
 without claws: ref.-no. with additional "N", e.g.: ..1520 N..
 Metal versions not suitable for ceiling installation.
 with screw terminals: ref.-no. ..1521..
 Supporting frame, claws and claw screws are integrated into the earth protection.

Spare part:

Transparent cover with paper inlay ref.-no.: CD 90 NA

	Ref.-no.
Duroplastic (scratch-proof) glossy	
ivory	■ LS 1520 NAKO
white	■ LS 1520 NAKO WW
light grey	■ LS 1520 NAKO LG
black	■ LS 1520 NAKO SW
Thermoplastic (breakproof) high-gloss	
white	■ LS 1520 BFAKO WW
green (SV)	■ LS 1520 BFAKO GN
orange (ZSV)	■ LS 1520 BFAKO O
red	■ LS 1520 BFAKO RT

SCHUKO® socket 16 A / 250 V ~



with enhanced contact protection / shutter (Safety Plus)
with integrated inscription field (moisture-proof)
50 x 10 mm
 with screwless terminals for rigid and untreated flexible wires up to 2.5 mm²
 including inscription module ref.-no.: LS 61 INA BT
 When the centre plate is removed, the inscription module remains latched onto the supporting frame.

Supporting frame, claws and claw screws are integrated into the earth protection.

	Ref.-no.
Thermoplastic (breakproof) high-gloss	
white	■ LS 1520 INA WW
green (SV)	■ LS 1520 INA GN
orange (ZSV)	■ LS 1520 INA O
red	■ LS 1520 INA RT

SCHUKO® socket 16 A / 250 V ~



with pilot light (green LED) ref.-no.: 193-LED GN
with enhanced contact protection / shutter (Safety Plus)
with integrated inscription field (moisture-proof)
50 x 10 mm
 with screwless terminals for rigid and untreated flexible wires up to 2.5 mm²
 including inscription module ref.-no.: LS 61 INA BT
 When the centre plate is removed, the inscription module remains latched onto the supporting frame.

Supporting frame, claws and claw screws are integrated into the earth protection.

	Ref.-no.
Thermoplastic (breakproof) high-gloss	
white	■ LS 1520 INA KO WW
green (SV)	■ LS 1520 INA KO GN
orange (ZSV)	■ LS 1520 INA KO O
red	■ LS 1520 INA KO RT

Inscription module 50 x 10 mm



(spare part)
 for SCHUKO® sockets ref.-no.: LS 1520 .. INA ..

Ref.-no.
LS 61 INA BT

	Ref.-no.
Duroplastic (scratch-proof) glossy	
ivory	■ LS 1520 KL
white	■ LS 1520 KL WW
light grey	■ LS 1520 KL LG
black	■ LS 1520 KL SW
Thermoplastic (breakproof) high-gloss	
ivory	■ LS 1520 BFKL
white	■ LS 1520 BFKL WW
green (SV)	■ LS 1520 BFKL GN
light grey	■ LS 1520 BFKL LG
orange (ZSV)	■ LS 1520 BFKL O
red	■ LS 1520 BFKL RT
black	■ LS 1520 BFKL SW
matt lacquered	
matt snow white	■ LS 1520 BFKL WWM
matt graphite black	■ LS 1520 BFKL SWM
Duroplastic (scratch-proof) glossy – SILVERPLUS®	
white	■ SPLS 1520 KL WW
Metal versions	
aluminium	■ AL 1520 KL
stainless steel	■ ES 1520 KL
anthracite (aluminium lacquered)	■ AL 1520 KL AN
dark (aluminium lacquered)	■ AL 1520 KL D
chrome	■ GCR 1520 KL
gold-coloured	■ GO 1520 KL
classic brass	■ ME 1520 KL C
antique brass	■ ME 1520 KL AT

SCHUKO® socket 16 A / 250 V ~



with hinged lid (with spring)
 with screw terminals for rigid and flexible wires up to 2.5 mm²
 Metal versions not suitable for ceiling installation.

	Ref.-no.
Duroplastic (scratch-proof) glossy	
ivory	■ LS 1521 KL
white	■ LS 1521 KL WW
light grey	■ LS 1521 KL LG
black	■ LS 1521 KL SW
matt lacquered	
matt snow white	■ LS 1521 KL WWM
matt graphite black	■ LS 1521 KL SWM
Metal versions	
aluminium	■ AL1521KL
stainless steel	■ ES 1521 KL
anthracite (aluminium lacquered)	■ AL 1521 KL AN
dark (aluminium lacquered)	■ AL 1521 KL D
classic brass	■ ME 1521 KL C
antique brass	■ ME 1521 KL AT

SCHUKO® socket 16 A / 250 V ~



with hinged lid (with spring)
with enhanced contact protection / shutter (Safety Plus)
 with screwless terminals for rigid and untreated flexible wires up to 2.5 mm²
 without claws: ref.-no. with additional "N", e.g.: ..1520 N..
 Metal versions not suitable for ceiling installation.
 with screw terminals: ref.-no. ..1521..
 Supporting frame, claws and claw screws are integrated into

the earth protection.

Ref.-no.

Duroplastic (scratch-proof) glossy

- ivory ■ ■ ■ **LS 1520 KIKL**
- white ■ ■ ■ **LS 1520 KIKL WW**
- light grey ■ ■ ■ **LS 1520 KIKL LG**
- black ■ ■ ■ **LS 1520 KIKL SW**

Thermoplastic (breakproof) high-gloss

- ivory ■ ■ ■ **LS 1520 BFKIKL**
- white ■ ■ ■ **LS 1520 BFKIKL WW**
- green (SV) ■ ■ ■ **LS 1520 BFKIKL GN**
- light grey ■ ■ ■ **LS 1520 BFKIKL LG**
- orange (ZSV) ■ ■ ■ **LS 1520 BFKIKL O**
- red ■ ■ ■ **LS 1520 BFKIKL RT**
- black ■ ■ ■ **LS 1520 BFKIKL SW**

matt lacquered

- matt snow white ■ ■ ■ **LS 1520 BFKIKL WWM**
- matt graphite black ■ ■ ■ **LS 1520 BFKIKL SWM**

Duroplastic (scratch-proof) glossy – SILVERPLUS®

- white ■ ■ ■ **SPLS 1520 KIKL WW**

Metal versions

- aluminium ■ ■ ■ **AL 1520 KIKL**
- stainless steel ■ ■ ■ **ES 1520 KIKL**
- anthracite (aluminium lacquered) ■ ■ ■ **AL 1520 KIKL AN**
- dark (aluminium lacquered) ■ ■ ■ **AL 1520 KIKL D**
- chrome ■ ■ ■ **GCR 1520 KIKL**
- classic brass ■ ■ ■ **ME 1520 KIKL C**
- antique brass ■ ■ ■ **ME 1520 KIKL AT**

SCHUKO® socket 16 A / 250 V ~



with hinged lid (with spring)
with enhanced contact protection / shutter (Safety Plus)
 with screw terminals for rigid and flexible wires up to 2.5 mm²
 without claws: ref.-no. with additional "N", e.g.: ..1521 N..

Ref.-no.

Duroplastic (scratch-proof) glossy

- ivory ■ ■ ■ **LS 1521 KIKL**
- white ■ ■ ■ **LS 1521 KIKL WW**
- light grey ■ ■ ■ **LS 1521 KIKL LG**
- black ■ ■ ■ **LS 1521 KIKL SW**

matt lacquered

- matt snow white ■ ■ ■ **LS 1521 KIKL WWM**
- matt graphite black ■ ■ ■ **LS 1521 KIKL SWM**

Metal versions

- aluminium ■ ■ ■ **AL 1521 KIKL**
- stainless steel ■ ■ ■ **ES 1521 KIKL**
- anthracite (aluminium lacquered) ■ ■ ■ **AL 1521 KIKL AN**
- dark (aluminium lacquered) ■ ■ ■ **AL 1521 KIKL D**

SCHUKO® socket 16 A / 250 V ~



with hinged lid (with spring)
with inscription field 9 x 58 mm
with enhanced contact protection / shutter (Safety Plus)
 with screwless terminals for rigid and untreated flexible wires up to 2.5 mm²
 without claws: ref.-no. with additional "N", e.g.: ..1520 N..
 with screw terminals: ref.-no. ..1521..
 Supporting frame, claws and claw screws are integrated into

the earth protection.

Spare part:

Transparent cover with paper inlay ref.-no.: CD 90 NA

Ref.-no.

Thermoplastic (breakproof) high-gloss

- ivory ■ ■ ■ **LS 1520 BFNAKL**
 - white ■ ■ ■ **LS 1520 BFNAKL WW**
 - green (SV) ■ ■ ■ **LS 1520 BFNAKL GN**
 - light grey ■ ■ ■ **LS 1520 BFNAKL LG**
 - orange (ZSV) ■ ■ ■ **LS 1520 BFNAKL O**
 - red ■ ■ ■ **LS 1520 BFNAKL RT**
 - black ■ ■ ■ **LS 1520 BFNAKL SW**
- matt lacquered**
- matt snow white ■ ■ ■ **LS 1520 BFNAKL WWM**
 - matt graphite black ■ ■ ■ **LS 1520 BFNAKL SWM**

SCHUKO® socket 16 A / 250 V ~



with hinged lid (with spring)
with inscription field 12 x 55 mm
with enhanced contact protection / shutter (Safety Plus)
 with screwless terminals for rigid and untreated flexible wires up to 2.5 mm²
 without claws: ref.-no. with additional "N", e.g.: ..1520 N..
 Metal versions not suitable for ceiling installation.
 Supporting frame, claws and claw screws are integrated into

the earth protection.

Spare part:

Transparent cover ref.-no.: M 20 NA

Ref.-no.

Metal versions

- aluminium ■ ■ ■ **AL 1520 NAKL**
- stainless steel ■ ■ ■ **ES 1520 NAKL**
- anthracite (aluminium lacquered) ■ ■ ■ **AL 1520 NAKL AN**
- dark (aluminium lacquered) ■ ■ ■ **AL 1520 NAKL D**
- chrome ■ ■ ■ **GCR 1520 NAKL**
- classic brass ■ ■ ■ **ME 1520 NAKL C**
- antique brass ■ ■ ■ **ME 1520 NAKL AT**

SCHUKO® socket 16 A / 250 V ~



with hinged lid (with spring)
with inscription field 9 x 58 mm
with enhanced contact protection / shutter (Safety Plus)
 with screw terminals for rigid and flexible wires up to 2.5 mm²
 without claws: ref.-no. with additional "N", e.g.: ..1521 N..
 Supporting frame, claws and claw screws are integrated into

the earth protection.

Ref.-no.

Thermoplastic (breakproof) high-gloss

- ivory ■ ■ ■ **LS 1521 BFNAKL**
- white ■ ■ ■ **LS 1521 BFNAKL WW**
- light grey ■ ■ ■ **LS 1521 BFNAKL LG**
- black ■ ■ ■ **LS 1521 BFNAKL SW**

SCHUKO® socket 16 A / 250 V ~



with hinged lid (with spring)
 with inscription field 9 x 39 mm
 with pilot light (green LED) ref.-no.: 193-LED GN
 with enhanced contact protection / shutter (Safety Plus)
 with screwless terminals for rigid and untreated flexible wires up to 2.5 mm²
 without claws: ref.-no. with additional "N", e.g.: ..1520 N..
 Supporting frame, claws and claw screws are integrated into

the earth protection.

Spare part:

Transparent cover with paper inlay ref.-no.: LS 90 NA

Ref.-no.

Thermoplastic (breakproof) high-gloss

- ivory ■ ■ ■ LS 1520 NAKLKO
- white ■ ■ ■ LS 1520 NAKLKO WW
- green (SV) ■ ■ ■ LS 1520 NAKLKO GN
- light grey ■ ■ ■ LS 1520 NAKLKO LG
- orange (ZSV) ■ ■ ■ LS 1520 NAKLKO O
- red ■ ■ ■ LS 1520 NAKLKO RT
- black ■ ■ ■ LS 1520 NAKLKO SW

SCHUKO® socket 16 A / 250 V ~



with hinged lid (with spring)
 with inscription field 9 x 39 mm
 with safety lock (24 different locks)
 with 2 keys
 with enhanced contact protection / shutter (Safety Plus)
 with screwless terminals for rigid and untreated flexible wires up to 2.5 mm²
 without claws: ref.-no. with additional "N", e.g.: ..1520 N..
 Supporting frame, claws and claw screws are integrated into the earth protection.

Spare part:

Transparent cover with paper inlay ref.-no.: LS 90 NA

Spare key ref.-no.: 802 SL to 825 SL (When ordering, please indicate lock number, e.g. 813 SL)

Ref.-no.

Thermoplastic (breakproof) high-gloss

- ivory ■ ■ ■ LS 1520 NAKLSL
- white ■ ■ ■ LS 1520 NAKLSL WW
- light grey ■ ■ ■ LS 1520 NAKLSL LG
- black ■ ■ ■ LS 1520 NAKLSL SW

metal colours (thermoplastic lacquered)

- aluminium ■ ■ ■ AL 1520 NAKLSL
- stainless steel ■ ■ ■ ES 1520 NAKLSL
- anthracite ■ ■ ■ AL 1520 NAKLSL AN
- dark ■ ■ ■ AL 1520 NAKLSL D
- classic brass ■ ■ ■ ME 1520 NAKLSL C
- antique brass ■ ■ ■ ME 1520 NAKLSL AT

SCHUKO® socket with USB charger



with enhanced contact protection / shutter (Safety Plus)
 with 1 USB port type A
 with quick charge function (JUNG Quick Charge®)
 with screwless terminals for rigid and untreated flexible wires up to 2.5 mm²
 depth of flush box (inner dimension): min. 57 mm

Ref.-no.

Thermoplastic (breakproof) high-gloss

- ivory ■ ■ ■ LS 1520-18 A
- white ■ ■ ■ LS 1520-18 A WW
- light grey ■ ■ ■ LS 1520-18 A LG
- black ■ ■ ■ LS 1520-18 A SW


matt lacquered

- matt snow white ■ ■ ■ LS 1520-18 A WWM
- matt graphite black ■ ■ ■ LS 1520-18 A SWM

Metal versions

- aluminium ■ ■ ■ AL 1520-18 A
- stainless steel ■ ■ ■ ES 1520-18 A
- anthracite (aluminium lacquered) ■ ■ ■ AL 1520-18 A AN
- dark (aluminium lacquered) ■ ■ ■ AL 1520-18 A D
- classic brass ■ ■ ■ ME 1520-18 A C
- antique brass ■ ■ ■ ME 1520-18 A AT

SCHUKO® socket with USB charger



with enhanced contact protection / shutter (Safety Plus)
 with 1 USB port type C
 with quick charge function (JUNG Quick Charge®)
 with screwless terminals for rigid and untreated flexible wires up to 2.5 mm²
 depth of flush box (inner dimension): min. 57 mm

Ref.-no.

Thermoplastic (breakproof) high-gloss

- ivory ■ ■ ■ LS 1520-18 C
- white ■ ■ ■ LS 1520-18 C WW
- light grey ■ ■ ■ LS 1520-18 C LG
- black ■ ■ ■ LS 1520-18 C SW

matt lacquered

- matt snow white ■ ■ ■ LS 1520-18 C WWM
- matt graphite black ■ ■ ■ LS 1520-18 C SWM

Metal versions

- aluminium ■ ■ ■ AL 1520-18 C
- stainless steel ■ ■ ■ ES 1520-18 C
- anthracite (aluminium lacquered) ■ ■ ■ AL 1520-18 C AN
- dark (aluminium lacquered) ■ ■ ■ AL 1520-18 C D
- classic brass ■ ■ ■ ME 1520-18 C C
- antique brass ■ ■ ■ ME 1520-18 C AT

SCHUKO® socket with USB charger



with enhanced contact protection / shutter (Safety Plus)
 with 1 USB port type A and 1 USB port type C
 with screwless terminals for rigid and untreated flexible wires up to 2.5 mm²
 depth of flush box (inner dimension): min. 57 mm

Ref.-no.

Thermoplastic (breakproof) high-gloss

- ivory ■ ■ ■ LS 1520-15 CA
- white ■ ■ ■ LS 1520-15 CA WW
- light grey ■ ■ ■ LS 1520-15 CA LG
- black ■ ■ ■ LS 1520-15 CA SW

matt lacquered

- matt snow white ■ ■ ■ LS 1520-15 CA WWM
- matt graphite black ■ ■ ■ LS 1520-15 CA SWM

Metal versions

- aluminium ■ ■ ■ AL 1520-15 CA
- stainless steel ■ ■ ■ ES 1520-15 CA
- anthracite (aluminium lacquered) ■ ■ ■ AL 1520-15 CA AN
- dark (aluminium lacquered) ■ ■ ■ AL 1520-15 CA D
- classic brass ■ ■ ■ ME 1520-15 CA C
- antique brass ■ ■ ■ ME 1520-15 CA AT

SCHUKO® socket 16 A / 250 V ~



with surge voltage protection
 with inscription field 7 x 57 mm
 with screw terminals for rigid and flexible wires up to 2.5 mm²
 without claws: ref.-no. with additional "N", e.g.: ..521 N..

Spare part:

Transparent cover with paper inlay ref.-no.: LS 20 NA

Ref.-no.

Duroplastic (scratch-proof) glossy

- white ■ ■ ■ LS 521 NAUF WW

SCHUKO® socket 16 A / 250 V ~



with surge voltage protection
 with inscription field 12 x 55 mm
 with screw terminals for rigid and flexible wires up to 2.5 mm²
 without claws: ref.-no. with additional "N", e.g.: ..521 N..

Spare part:

Transparent cover ref.-no.: M 20 NA

Ref.-no.

Metal versions

- aluminium ■ ■ ■ AL 2521 NAUF

**SCHUKO® socket with RCD (residual current device)
16 A / 250 V ~**



according to DIN EN 61008-1 (VDE 0664-10) and
DIN EN 61008-2-1 (VDE 0664-11)
Rated residual current: 30 mA
with enhanced contact protection / shutter (Safety Plus)
with screwless terminals for rigid wires up to 2.5 mm²
not suitable for installation in surface caps

	Ref.-no.
Thermoplastic (breakproof) high-gloss	
ivory	LS 5520.30
white	LS 5520.30 WW
black	LS 5520.30 SW

SCHUKO® socket 16 A / 250 V ~



with LED floor pilot light
with integrated brightness sensor
with enhanced contact protection / shutter (Safety Plus)
with screwless terminals for rigid wires up to 2.5 mm²
installation into flush box min. 63 mm (depth)
with white LEDs (colour temperature 3500 K)
power consumption stand-by / ON: 0.3 / 0.5 W
Supporting frame, claws and claw screws are integrated into

the earth protection.

	Ref.-no.
Thermoplastic (breakproof) high-gloss	
ivory	■ LS 1520-O LNW
white	■ LS 1520-O WW LNW
light grey	■ LS 1520-O LG LNW
black	■ LS 1520-O SW LNW
matt lacquered	
matt snow white	■ LS 1520-O WWM LNW
matt graphite black	■ LS 1520-O SWM LNW
metal colours (thermoplastic lacquered)	
aluminium	■ AL 1520-O LNW
stainless steel	■ ES 1520-O LNW
anthracite	■ AL 1520-O AN LNW
dark	■ AL 1520-O D LNW
classic brass	■ ME 1520-O C LNW
antique brass	■ ME 1520-O AT LNW

LED floor pilot lights LS range see page 303

JUNG HOME SCHUKO® socket



with enhanced contact protection / shutter (Safety Plus)
with screw terminals for rigid and flexible wires up to 2.5 mm²
Supporting frame, claws and claw screws are integrated into
the earth protection.

	Ref.-no.
Thermoplastic (breakproof) high-gloss	
ivory	■ BT LS 1521 S
white	■ BT LS 1521 S WW
light grey	■ BT LS 1521 S LG
black	■ BT LS 1521 S SW
matt lacquered	
matt snow white	■ BT LS 1521 S WWM
matt graphite black	■ BT LS 1521 S SWM
metal colours (thermoplastic lacquered)	
aluminium	■ BT AL 1521 S-L
stainless steel	■ BT ES 1521 S-L
anthracite	■ BT AL 1521 S AN-L
dark	■ BT AL 1521 S D-L
classic brass	■ BT ME 1521 S C-L
antique brass	■ BT ME 1521 S AT-L


JUNG HOME SCHUKO® socket Energy



with enhanced contact protection / shutter (Safety Plus)
with screw terminals for rigid and flexible wires up to 2.5 mm²
Supporting frame, claws and claw screws are integrated into
the earth protection.

	Ref.-no.
Thermoplastic (breakproof) high-gloss	
ivory	■ BT LS 1521 SE
white	■ BT LS 1521 SE WW
light grey	■ BT LS 1521 SE LG
black	■ BT LS 1521 SE SW
matt lacquered	
matt snow white	■ BT LS 1521 SE WWM
matt graphite black	■ BT LS 1521 SE SWM
metal colours (thermoplastic lacquered)	
aluminium	■ BT AL 1521 SE-L
stainless steel	■ BT ES 1521 SE-L
anthracite	■ BT AL 1521 SE AN-L
dark	■ BT AL 1521 SE D-L
classic brass	■ BT ME 1521 SE C-L
antique brass	■ BT ME 1521 SE AT-L

Socket, 2-pole without earth 16 A / 250 V ~



with screwless terminals for rigid and untreated flexible wires
up to 2.5 mm²
screw fixing only, without claws

	Ref.-no.
Duroplastic (scratch-proof) glossy	
ivory	■ LS 1910 N
white	■ LS 1910 N WW

Socket, 2-pole without earth 16 A / 250 V ~



with screw terminals for rigid and flexible wires up to 2.5 mm²

	Ref.-no.
Metal versions	
aluminium	■ AL 2511 N
stainless steel	■ ES 2511 N
anthracite (aluminium lacquered)	■ AL 2511 N AN

Socket insert, French/Belgian system



2-pole + male earth pin, 16 A / 250 V ~
CEE 7/5
with screwless terminals for rigid and untreated flexible wires
up to 2.5 mm²
for centre plates ref.-no. ... 1521 F .. PL ..
Supporting frame, claws and claw screws are integrated into
the earth protection.
with claws

	Ref.-no.
with screwless terminals	1520 F EINS

Socket insert, French/Belgian system



2-pole + male earth pin, 16 A / 250 V ~
CEE 7/5
with screw terminals for rigid and flexible wires up to 2.5 mm²
acc. to NFC 61-314
for centre plates ref.-no. .. 1521 F .. PL ..
Supporting frame, claws and claw screws are integrated into the earth protection.
with claws

Ref.-no.

with screw terminals

1521 F EINS

Socket insert, French/Belgian system



2-pole + male earth pin, 16 A / 250 V ~
CEE 7/5
with screwless terminals for rigid and untreated flexible wires up to 2.5 mm²
for centre plates ref.-no. .. 1521 F .. PL ..
Supporting frame is integrated into the earth protection.
without claws

Ref.-no.

with screwless terminals

1520 NF EINS

Socket insert, French/Belgian system



2-pole + male earth pin, 16 A / 250 V ~
CEE 7/5
with screw terminals for rigid and flexible wires up to 2.5 mm²
acc. to NFC 61-314
for centre plates ref.-no. .. 1521 F .. PL ..
Supporting frame is integrated into the earth protection.
without claws

Ref.-no.

with screw terminals

1521 NF EINS

Centre plate



for socket insert, French/Belgian system, ref.-no.:
1520 ..F EINS, 1521 ..F EINS

Ref.-no.


Duroplastic (scratch-proof) glossy

- ivory ■ **LS 1521 F PL-1**
- white ■ **LS 1521 F WW PL-1**
- light grey ■ **LS 1521 F LG PL-1**
- black ■ **LS 1521 F SW PL-1**

Metal versions

- aluminium ■ ■ **AL 1521 F PL-1**
- stainless steel ■ ■ **ES 1521 F PL-1**
- anthracite (aluminium lacquered) ■ **AL 1521 F AN PL-1**
- dark (aluminium lacquered) ■ **AL 1521 F D PL-1**
- classic brass ■ **ME 1521 F C PL-1**
- antique brass ■ **ME 1521 F AT PL-1**

Centre plate



for socket insert, French/Belgian system, ref.-no.:
1520 ..F EINS, 1521 ..F EINS
with enhanced contact protection / shutter (Safety Plus)

Ref.-no.

Duroplastic (scratch-proof) glossy

- ivory ■ **LS 1521 FKI PL-1**
- white ■ **LS 1521 FKI WW PL-1**
- light grey ■ **LS 1521 FKI LG PL-1**
- black ■ **LS 1521 FKI SW PL-1**

matt lacquered

- matt snow white ■ **LS 1521 FKI WWM PL-1**
- matt graphite black ■ **LS 1521 FKI SWM PL-1**

Metal versions

- aluminium ■ ■ **AL 1521 FKI PL-1**
- stainless steel ■ ■ **ES 1521 FKI PL-1**
- anthracite (aluminium lacquered) ■ **AL 1521 FKI AN PL-1**
- dark (aluminium lacquered) ■ **AL 1521 FKI D PL-1**
- chrome ■ **GCR 1521 FKIPL-1**
- gold-coloured ■ **GO 1521 FKI PL-1**
- classic brass ■ **ME 1521 FKI C PL-1**
- antique brass ■ **ME 1521 FKI AT PL-1**

Centre plate



for socket insert, French/Belgian system, ref.-no.:
1520 ..F EINS, 1521 ..F EINS
with enhanced contact protection / shutter (Safety Plus)
with hinged lid (with spring)
Degree of protection IP44 is ensured with sealing gasket
ref.-no. 551 WU and "IP44 frame" of the respective design range.

Ref.-no.

Duroplastic (scratch-proof) glossy

- ivory ■ ■ **LS 1521 FKL PL1**
- white ■ ■ **LS 1521 FKL WW PL1**
- light grey ■ ■ **LS 1521 FKL LG PL1**
- black ■ ■ **LS 1521 FKL SW PL1**


matt lacquered

- matt snow white ■ ■ **LS 1521 FKL WWM PL1**
- matt graphite black ■ ■ **LS 1521 FKL SWM PL1**

metal colours (thermoplastic lacquered)

- aluminium (lacquered) ■ ■ **AL 1521 FKL PL1L**
- stainless steel (lacquered) ■ ■ **ES 1521 FKL PL1L**
- anthracite (lacquered) ■ ■ **AL 1521 FKL AN PL1L**
- dark ■ ■ **AL 1521 FKL D PL1L**
- classic brass (lacquered) ■ **ME 1521 FKL C PL1L**
- antique brass (lacquered) ■ **ME 1521 FKL AT PL1L**

Socket, French/Belgian system, with USB charger



2-pole + male earth pin, 16 A / 250 V ~
CEE 7/5
with enhanced contact protection / shutter (Safety Plus)
with 1 USB port type A
with quick charge function (JUNG Quick Charge®)
with screwless terminals for rigid and untreated flexible wires up to 2.5 mm²
depth of flush box (inner dimension): min. 57 mm

Ref.-no.

Thermoplastic (breakproof) high-gloss

- ivory ■ **LS 1520 F-18 A**
- white ■ **LS 1520 F-18 A WW**
- light grey ■ **LS 1520 F-18 A LG**
- black ■ **LS 1520 F-18 A SW**

matt lacquered

- matt snow white ■ **LS 1520 F-18 A WWM**
- matt graphite black ■ **LS 1520 F-18 A SWM**

Metal versions

- aluminium ■ ■ **AL 1520 F-18 A**
- stainless steel ■ ■ **ES 1520 F-18 A**
- anthracite (aluminium lacquered) ■ ■ **AL 1520 F-18 A AN**
- dark (aluminium lacquered) ■ ■ **AL 1520 F-18 A D**
- classic brass ■ **ME 1520 F-18 A C**
- antique brass ■ **ME 1520 F-18 A AT**

Socket, French/Belgian system, with USB charger



2-pole + male earth pin, 16 A / 250 V ~
CEE 7/5
with enhanced contact protection / shutter (Safety Plus)
with 1 USB port type C
with quick charge function (JUNG Quick Charge®)
with screwless terminals for rigid and untreated flexible wires
up to 2.5 mm²
depth of flush box (inner dimension): min. 57 mm

Ref.-no.

Thermoplastic (breakproof) high-gloss

- ivory ■ LS 1520 F-18 C
- white ■ LS 1520 F-18 C WW
- light grey ■ LS 1520 F-18 C LG
- black ■ LS 1520 F-18 C SW

matt lacquered

- matt snow white ■ LS 1520 F-18 C WWM
- matt graphite black ■ LS 1520 F-18 C SWM

Metal versions

- aluminium ■ AL 1520 F-18 C
- stainless steel ■ ES 1520 F-18 C
- anthracite (aluminium lacquered) ■ AL 1520 F-18 C AN
- dark (aluminium lacquered) ■ AL 1520 F-18 C D
- classic brass ■ ME 1520 F-18 C C
- antique brass ■ ME 1520 F-18 C AT

Socket, French/Belgian system, with USB charger



2-pole + male earth pin, 16 A / 250 V ~
CEE 7/5
with enhanced contact protection / shutter (Safety Plus)
with 1 USB port type A and 1 USB port type C
with screwless terminals for rigid and untreated flexible wires
up to 2.5 mm²
depth of flush box (inner dimension): min. 57 mm

Ref.-no.

Thermoplastic (breakproof) high-gloss

- ivory ■ LS 1520 F-15 CA
- white ■ LS 1520 F-15 CA WW
- light grey ■ LS 1520 F-15 CA LG
- black ■ LS 1520 F-15 CA SW

matt lacquered

- matt snow white ■ LS 1520 F-15 CA WWM
- matt graphite black ■ LS 1520 F-15 CA SWM

Metal versions

- aluminium ■ AL 1520 F-15 CA
- stainless steel ■ ES 1520 F-15 CA
- anthracite (aluminium lacquered) ■ AL 1520 F-15 CA AN
- dark (aluminium lacquered) ■ AL 1520 F-15 CA D
- classic brass ■ ME 1520 F-15 CA C
- antique brass ■ ME 1520 F-15 CA AT

JUNG HOME socket, French/Belgian system



2-pole + male earth pin, 16 A / 250 V ~
CEE 7/5
with enhanced contact protection / shutter (Safety Plus)
with screw terminals for rigid and flexible wires up to 2.5 mm²
Supporting frame, claws and claw screws are integrated into
the earth protection.

Ref.-no.

Thermoplastic (breakproof) high-gloss

- ivory ■ BT LS 1521 F S
- white ■ BT LS 1521 F S WW
- light grey ■ BT LS 1521 F S LG
- black ■ BT LS 1521 F S SW

matt lacquered

- matt snow white ■ BT LS 1521 F S WWM
- matt graphite black ■ BT LS 1521 F S SWM

metal colours (thermoplastic lacquered)

- aluminium ■ BT AL 1521 F S-L
- stainless steel ■ BT ES 1521 F S-L
- anthracite ■ BT AL 1521 F S AN-L
- dark ■ BT AL 1521 F S D-L
- classic brass ■ BT ME 1521 F S C-L
- antique brass ■ BT ME 1521 F S AT-L

JUNG HOME socket Energy, French/Belgian system



2-pole + male earth pin, 16 A / 250 V ~
CEE 7/5
with enhanced contact protection / shutter (Safety Plus)
with screw terminals for rigid and flexible wires up to 2.5 mm²
Supporting frame, claws and claw screws are integrated into
the earth protection.

Ref.-no.

Thermoplastic (breakproof) high-gloss

- ivory ■ BT LS 1521 F SE
- white ■ BT LS 1521 F SE WW
- light grey ■ BT LS 1521 F SE LG
- black ■ BT LS 1521 F SE SW

matt lacquered

- matt snow white ■ BT LS 1521 F SE WWM
- matt graphite black ■ BT LS 1521 F SE SWM

metal colours (thermoplastic lacquered)

- aluminium ■ BT AL 1521 F SE-L
- stainless steel ■ BT ES 1521 F SE-L
- anthracite ■ BT AL 1521 F SE AN-L
- dark ■ BT AL 1521 F SE D-L
- classic brass ■ BT ME 1521 F SE C-L
- antique brass ■ BT ME 1521 F SE AT-L

Socket insert, British Standard 1363




13 A 250 V ~
2-pole + earth, with enhanced contact protection (shutter)
with screw terminals for rigid and flexible wires up to 4 mm²

Ref.-no.

- without switch **3521 EINS**

Centre plate



for socket insert ref.-no. 3521 EINS
only in combination with frames in the LS range

Ref.-no.

Duroplastic (scratch-proof) glossy

- ivory ■ BS 2521 PL
- white ■ BS 2521 WW PL
- black ■ BS 2521 SW PL

matt lacquered

- matt snow white ■ BS 2521 WWM PL
- matt graphite black ■ BS 2521 SWM PL

Metal versions

- aluminium ■ BS 2521 AL PL
- stainless steel ■ BS 2521 ES PL
- anthracite (aluminium lacquered) ■ BS 2521 AN PL
- dark (aluminium lacquered) ■ BS 2521 ALD PL
- chrome ■ BS 2521 GCR PL
- gold-coloured ■ BS 2521 GO PL
- classic brass ■ BS 2521 MEC PL
- antique brass ■ BS 2521 MEAT PL

Switched socket insert, British Standard 1363



13 A 250 V ~
2-pole + earth, with enhanced contact protection (shutter)
with screw terminals for rigid and flexible wires up to 4 mm²

Ref.-no.

- without indicator light **3171 EINS**
- with indicator light **3171 KO EINS**

Centre plate



for socket insert ref.-no. 3171 EINS
only in combination with frames in the LS range

Ref.-no.

Duroplastic (scratch-proof) glossy

ivory	■	BS 2171 PL
white	■	BS 2171 WW PL
black	■	BS 2171 SW PL
matt lacquered		
matt snow white	■	BS 2171 WWM PL
matt graphite black	■	BS 2171 SWM PL
Metal versions		
aluminium	■	BS 2171 AL PL
stainless steel	■	BS 2171 ES PL
anthracite (aluminium lacquered)	■	BS 2171 AN PL
dark (aluminium lacquered)	■	BS 2171 ALD PL
chrome	■	BS 2171 GCR PL
gold-coloured	■	BS 2171 GO PL
classic brass	■	BS 2171 MEC PL
antique brass	■	BS 2171 MEAT PL

Centre plate



for socket insert ref.-no. 3171 KO EINS
only in combination with frames in the LS range

Ref.-no.

Duroplastic (scratch-proof) glossy

ivory	■	BS 2171 KO PL
white	■	BS 2171 KO WW PL
black	■	BS 2171 KO SW PL
matt lacquered		
matt snow white	■	BS 2171 KO WWM PL
matt graphite black	■	BS 2171 KO SWM PL
Metal versions		
aluminium	■	BS 2171 KO AL PL
stainless steel	■	BS 2171 KO ES PL
anthracite (aluminium lacquered)	■	BS 2171 KO AN PL
dark (aluminium lacquered)	■	BS 2171 KO ALD PL
chrome	■	BS 2171 KO GCR PL
gold-coloured	■	BS 2171 KO GO PL
classic brass	■	BS 2171 KO MEC PL
antique brass	■	BS 2171 KO MEAT PL

Socket insert, British Standard 1363




for rectangular British Standard wall boxes

with screw terminals for rigid and flexible wires up to 4 mm²
2-gang
2-pole, 13 A 250 V ~
only in combination with 2-gang frames LS 990 (ref.-no. LS 982 ..)

Ref.-no.

without switch	BS 3522 EINS
----------------	---------------------

Centre plate



for socket insert ref.-no. BS 3522 EINS
only in combination with 2-gang frames LS 990 (ref.-no. LS 982 ..)

Ref.-no.

Duroplastic (scratch-proof) glossy

ivory	■	BS 2522 PL
white	■	BS 2522 WW PL
black	■	BS 2522 SW PL
matt lacquered		
matt snow white	■	BS 2522 WWM PL
matt graphite black	■	BS 2522 SWM PL
Metal versions		
aluminium	■	BS 2522 AL PL
stainless steel	■	BS 2522 ES PL
anthracite (aluminium lacquered)	■	BS 2522 AN PL
dark (aluminium lacquered)	■	BS 2522 ALD PL
chrome	■	BS 2522 GCR PL
gold-coloured	■	BS 2522 GO PL
classic brass	■	BS 2522 MEC PL
antique brass	■	BS 2522 MEAT PL

Switched socket insert, British Standard 1363




for rectangular British Standard wall boxes

with screw terminals for rigid and flexible wires up to 4 mm²
2-gang
2-pole, 13 A 250 V ~
only in combination with 2-gang frames LS 990 (ref.-no. LS 982 ..)

Ref.-no.

without indicator light	BS 3172 EINS
with indicator light	BS 3172 KO EINS

Centre plate



for socket insert ref.-no. BS 3172 EINS
only in combination with 2-gang frames LS 990 (ref.-no. LS 982 ..)

Ref.-no.

Duroplastic (scratch-proof) glossy

ivory	■	BS 2172 PL
white	■	BS 2172 WW PL
black	■	BS 2172 SW PL
matt lacquered		
matt snow white	■	BS 2172 WWM PL
matt graphite black	■	BS 2172 SWM PL
Metal versions		
aluminium	■	BS 2172 AL PL
stainless steel	■	BS 2172 ES PL
anthracite (aluminium lacquered)	■	BS 2172 AN PL
dark (aluminium lacquered)	■	BS 2172 ALD PL
chrome	■	BS 2172 GCR PL
gold-coloured	■	BS 2172 GO PL
classic brass	■	BS 2172 MEC PL
antique brass	■	BS 2172 MEAT PL

Centre plate



for socket insert ref.-no. BS 3172 KO EINS
only in combination with 2-gang frames LS 990 (ref.-no. LS 982 ..)

	Ref.-no.
Duroplastic (scratch-proof) glossy	
ivory	■ BS 2172 KO PL
white	■ BS 2172 KO WW PL
black	■ BS 2172 KO SW PL
matt lacquered	
matt snow white	■ BS 2172 KO WWM PL
matt graphite black	■ BS 2172 KO SWM PL
Metal versions	
aluminium	■ BS 2172 KO AL PL
stainless steel	■ BS 2172 KO ES PL
anthracite (aluminium lacquered)	■ BS 2172 KO AN PL
dark (aluminium lacquered)	■ BS 2172 KO ALD PL
chrome	■ BS 2172 KO GCR PL
gold-coloured	■ BS 2172 KO GO PL
classic brass	■ BS 2172 KO MEC PL
antique brass	■ BS 2172 KO MEAT PL

Plug for British Standard sockets



2-pole with earth contact
with screw terminals for rigid and flexible wires up to 4 mm²
acc. to BS 1363-1

	Ref.-no.
ivory	SA 13

Socket insert, British Standard 546



5 A 250 V ~
2-pole + earth, with enhanced contact protection (shutter)
with screw terminals for rigid and flexible wires up to 4 mm²

	Ref.-no.
without switch	3171-5 EINS

Centre plate



for socket insert ref.-no. 3171-5 EINS
only in combination with frames in the LS range

	Ref.-no.
Duroplastic (scratch-proof) glossy	
ivory	■ BS 2171-5 PL
white	■ BS 2171-5 WW PL
black	■ BS 2171-5 SW PL
matt lacquered	
matt snow white	■ BS 2171-5 WWM PL
matt graphite black	■ BS 2171-5 SWM PL
Metal versions	
aluminium	■ BS 2171-5 AL PL
stainless steel	■ BS 2171-5 ES PL
anthracite (aluminium lacquered)	■ BS 2171-5 AN PL
dark (aluminium lacquered)	■ BS 2171-5 ALD PL
chrome	■ BS 2171-5 GCR PL
gold-coloured	■ BS 2171-5 GO PL
classic brass	■ BS 2171-5 MEC PL
antique brass	■ BS 2171-5 MEAT PL

Socket, Swiss system, type 13



10 A 250 V ~, L + N + PE
with screwless terminals for rigid and untreated flexible wires up to 2.5 mm²
Installation in flush box with dimensions according to DIN 49073
not suitable for installation in surface caps (with supporting frame, screw fixing only)

	Ref.-no.
Duroplastic (scratch-proof) glossy	
ivory	■ LS 1520-13 SEV
white	■ LS 1520-13 SEV WW
light grey	■ LS 1520-13 SEV LG
black	■ LS 1520-13 SEV SW
matt lacquered	
matt snow white	■ LS 1520-13 SEV WWM
matt graphite black	■ LS 1520-13 SEV SWM
Metal versions	
aluminium	■ AL 1520-13 SEV
stainless steel	■ ES 1520-13 SEV
anthracite (aluminium lacquered)	■ AL 1520-13 SEV AN

Socket, US NEMA system



15 A, 125 V ~, 5-15R, 2-pole + earth
with screw terminals for rigid and flexible wires up to 4 mm²
acc. to US-NEMA

	Ref.-no.
Thermoplastic (breakproof) high-gloss	
white	■ LS 521-15 WW
matt lacquered	
matt snow white	■ LS 521-15 WWM
matt graphite black	■ LS 521-15 SWM
Metal versions	
aluminium	plug socket black ■ AL 2521-15
stainless steel	plug socket black ■ ES 2521-15
dark (aluminium lacquered)	plug socket black ■ AL 2521-15 D
classic brass	plug socket black ■ ME 2521-15 C
antique brass	plug socket black ■ ME 2521-15 AT

Socket, US NEMA system



20 A, 125 V ~, 5-20R, 2-pole + earth
with screw terminals for rigid and flexible wires up to 4 mm²
acc. to US-NEMA

	Ref.-no.
Thermoplastic (breakproof) high-gloss	
white	■ LS 521-20 WW
matt lacquered	
matt snow white	■ LS 521-20 WWM
matt graphite black	■ LS 521-20 SWM
Metal versions	
aluminium	plug socket black ■ AL 2521-20
stainless steel	plug socket black ■ ES 2521-20
dark (aluminium lacquered)	plug socket black ■ AL 2521-20 D
classic brass	plug socket black ■ ME 2521-20 C
antique brass	plug socket black ■ ME 2521-20 AT


Socket insert EURO-US



15 A, 125 V ~, 2-pole + earth
with enhanced contact protection (shutter)
with screw terminals for rigid and flexible wires up to 4 mm²
according to Mexican standard NOM
for plug types A, B and C

Ref.-no.
521 ABC EINS

Centre plate



for socket insert EURO-US, ref.-no.: 521 ABC EINS

Ref.-no.

Thermoplastic (breakproof) high-gloss

- ivory ■■ LS 521 ABC BF PL
- white ■■ LS 521 ABC BF WW PL
- black ■■ LS 521 ABC BF SW PL
- matt lacquered**
- matt snow white ■ LS 521 ABC BF WWM PL
- matt graphite black ■ LS 521 ABC BF SWM PL
- Metal versions**
- aluminium ■■ AL 2521 ABC PL
- stainless steel ■■ ES 2521 ABC PL
- anthracite (aluminium lacquered) ■■ AL 2521 ABC AN PL
- dark (aluminium lacquered) ■■ AL 2521 ABC D PL
- classic brass ■ ME 2521 ABC C PL
- antique brass ■ ME 2521 ABC AT PL

Switched socket insert, type G + I



13 A 250 V ~
for plugs BS 1363 (type G) and GB 2099-1 (type I)
with enhanced contact protection (shutter)
with screw terminals for rigid and flexible wires up to 4 mm²
for centre plates ref.-no. .. 4171 GI SW .. PL
Installation in flush box with dimensions according to
DIN 49073

Ref.-no.
4171 GI SW EINS

Centre plate



for socket insert ref.-no. 4171 GI SW EINS
only in combination with frames in the LS range

other colours on request

Ref.-no.

Duroplastic (scratch-proof) glossy

- ivory ■ LS 4171 GI SW PL
- white ■ LS 4171 GI SW WW PL
- black ■ LS 4171 GI SW SW PL
- matt lacquered**
- matt snow white ■ LS 4171 GI SW WWM PL
- matt graphite black ■ LS 4171 GI SW SWM PL

Socket insert, Indian system




16 A 250 V ~
2-pole + earth, with enhanced contact protection (shutter)
with screw terminals for rigid and flexible wires up to 4 mm²
for centre plates ref.-no. .. 521 IN .. PL ..

Ref.-no.
521 IN-EINS

without switch

Centre plate



for socket insert, Indian system, ref.-no. 521 IN-EINS

Ref.-no.

Duroplastic (scratch-proof) glossy

- white ■ LS 521 IN WW PL
- Metal versions**
- aluminium ■ AL 2521 IN PL
- stainless steel ■ ES 2521 IN PL
- anthracite (aluminium lacquered) ■ AL 2521 IN AN PL
- dark (aluminium lacquered) ■ AL 2521 IN D PL
- gold-coloured ■ GO 2521 IN PL
- classic brass ■ ME 2521 IN C PL
- antique brass ■ ME 2521 IN AT PL

Socket insert, Thailand TIS system



16 A, 250 V ~, 2-pole + earth
with enhanced contact protection (shutter)
with screw terminals for rigid and flexible wires up to 4 mm²
according to Thai standard TIS 166-2549
for plug types A, B and O

Ref.-no.
521 BC EINS

Centre plate



for socket insert, Thailand TIS system, ref.-no. 521 BC EINS

Ref.-no.

Thermoplastic (breakproof) high-gloss

- white ■■ LS 521 BC BF WW PL
- black ■■ LS 521 BC BF SW PL
- matt lacquered**
- matt snow white ■ LS 521 BC BF WWM PL
- matt graphite black ■ LS 521 BC BF SWM PL
- Metal versions**
- aluminium ■■ AL 2521 BC PL
- stainless steel ■■ ES 2521 BC PL
- anthracite (aluminium lacquered) ■■ AL 2521 BC AN PL
- dark (aluminium lacquered) ■■ AL 2521 BC D PL
- classic brass ■ ME 2521 BC C PL
- antique brass ■ ME 2521 BC AT PL

2-gang SCHUKO® socket 16 A / 250 V ~



with enhanced contact protection / shutter (Safety Plus)
to be installed into one flush box with 60 mm Ø
with screwless terminals for rigid wires up to 2.5 mm²

Ref.-no.

metal colours (duroplastic lacquered)

aluminium	AL 5020 KI-L
stainless steel	ES 5020 KI-L
anthracite	AL 5020 KI AN-L

Switched cable unit with fuse



2-pole, 13 A 250 V ~
with indicator light
with screw terminals for rigid and flexible wires up to 4 mm²

Ref.-no.

3190 CU KO EINS

Centre plate



for switched cable unit ref.-no. 3190 CU KO EINS
only in combination with frames in the LS range

Ref.-no.

white (aluminium lacquered)	■	BS 2190 CU KO PL
white (aluminium lacquered)	■	BS 2190 CU KO WW PL
black (aluminium lacquered)	■	BS 2190 CU KO SW PL
Metal versions		
aluminium	■	BS 2190 CU KO AL PL
stainless steel	■	BS 2190 CU KO ES PL
anthracite (aluminium lacquered)	■	BS 2190 CU KO AN PL
dark (aluminium lacquered)	■	BS 2190 CU KO ALD PL
chrome	■	BS 2190 CU KO GCR PL
gold-coloured	■	BS 2190 CU KO GO PL
classic brass	■	BS 2190 CU KO MEC PL
antique brass	■	BS 2190 CU KO MEAT PL

RCD (residual current device) 16 A / 250 V ~



according to DIN EN 61008-1 (VDE 0664-10) and
DIN EN 61008-2-1 (VDE 0664-11)
Rated residual current: 30 mA
with screwless terminals for rigid wires up to 2.5 mm²
not suitable for installation in surface caps

Ref.-no.

Thermoplastic (breakproof) high-gloss

ivory	LS 5530 FIB
white	LS 5530 FIB WW
black	LS 5530 FIB SW

Centre plate with knob



for rotary dimmer ref.-no.: 1730 DD, 1731 DD, 211 GDE
for satellite dimmer ref.-no.: 1733 DNE
for rotary controller 1-10 V ref.-no.: 240-10
for DALI rotary controllers ref.-no.: 1740 DSTE, 1741 DSTE,
1745 DSTE, 1746 DSTE
for speed regulator ref.-no.: 1735 DS

Ref.-no.

Duroplastic (scratch-proof) glossy

ivory	■	LS 1740
white	■	LS 1740 WW
light grey	■	LS 1740 LG
black	■	LS 1740 SW
matt lacquered		
matt snow white	■	LS 1740 WWM
matt graphite black	■	LS 1740 SWM
Duroplastic (scratch-proof) glossy – SILVERPLUS®		
white	■	SPLS 1740 WW

Metal versions

aluminium	■ ■	AL 1740
stainless steel	■ ■	ES 1740
anthracite (aluminium lacquered)	■ ■	AL 1740 AN
dark (aluminium lacquered)	■ ■	AL 1740 D
chrome	■	GCR 1740
gold-coloured	■	GO 1740
classic brass	■	ME 1740 C
antique brass	■	ME 1740 AT

JUNG HOME push-button 1-gang



for inserts "blinds" ref.-no.: 1730 JE and 1731 JE
for inserts "light" ref.-no.: 1701 SE, 1701 PSE, 1704 ESE,
1702 SE, 1710 DE, 1711 DE, 1712 DE, 1713 DSTE, 1723 NE

A labelling request in the GRAPHIC TOOL must be submitted
together with the order: jung.group/gt
Subsequent labelling of the buttons is not possible.

Ref.-no.

Duroplastic (scratch-proof) glossy

ivory	■	BT LS 17101
white	■	BT LS 17101 WW
light grey	■	BT LS 17101 LG
black	■	BT LS 17101 SW
matt lacquered		
matt snow white	■	BT LS 17101 WWM
matt graphite black	■	BT LS 17101 SWM
Metal versions		
aluminium	■ ■	BT AL 17101
stainless steel	■ ■	BT ES 17101
anthracite (aluminium lacquered)	■ ■	BT AL 17101 AN
dark (aluminium lacquered)	■ ■	BT AL 17101 D
classic brass	■	BT ME 17101 C
antique brass	■	BT ME 17101 AT

JUNG HOME push-button 1-gang with arrow symbols



for inserts "blinds" ref.-no.: 1730 JE and 1731 JE
for inserts "light" ref.-no.: 1701 SE, 1701 PSE, 1704 ESE,
1702 SE, 1710 DE, 1711 DE, 1712 DE, 1713 DSTE, 1723 NE

Ref.-no.

Duroplastic (scratch-proof) glossy

ivory	BT LS 17101 P
white	BT LS 17101 P WW
light grey	BT LS 17101 P LG
black	BT LS 17101 P SW
matt lacquered	
matt snow white	BT LS 17101 P WWM
matt graphite black	BT LS 17101 P SWM
Metal versions	
aluminium	BT AL 17101 P
stainless steel	BT ES 17101 P
anthracite (aluminium lacquered)	BT AL 17101 P AN
dark (aluminium lacquered)	BT AL 17101 P D
classic brass	BT ME 17101 P C
antique brass	BT ME 17101 P AT

JUNG HOME push-button 2-gang



for inserts "blinds" ref.-no.: 1730 JE and 1731 JE
for inserts "light" ref.-no.: 1701 SE, 1701 PSE, 1704 ESE, 1702 SE, 1710 DE, 1711 DE, 1712 DE, 1713 DSTE, 1723 NE

A labelling request in the GRAPHIC TOOL must be submitted together with the order: jung.group/gt
Subsequent labelling of the buttons is not possible.

eNet push-button standard 1-gang with arrow symbols



for inserts "blinds" ref.-no.: 1730 JE and 1731 JE
for inserts "light" ref.-no.: 1701 SE, 1701 PSE, 1704 ESE, 1702 SE, 1710 DE, 1711 DE, 1713 DSTE, 1723 NE

	Ref.-no.
Duroplastic (scratch-proof) glossy	
ivory	■ BT LS 17102
white	■ BT LS 17102 WW
light grey	■ BT LS 17102 LG
black	■ BT LS 17102 SW
matt lacquered	
matt snow white	■ BT LS 17102 WWM
matt graphite black	■ BT LS 17102 SWM
Metal versions	
aluminium	■ ■ BT AL 17102
stainless steel	■ ■ BT ES 17102
anthracite (aluminium lacquered)	■ ■ BT AL 17102 AN
dark (aluminium lacquered)	■ ■ BT AL 17102 D
classic brass	■ BT ME 17102 C
antique brass	■ BT ME 17102 AT

	Ref.-no.
Duroplastic (scratch-proof) glossy	
ivory	■ FM LS 1700 P
white	■ FM LS 1700 P WW
light grey	■ FM LS 1700 P LG
black	■ FM LS 1700 P SW
matt lacquered	
matt snow white	■ FM LS 1700 P WWM
matt graphite black	■ FM LS 1700 P SWM
Metal versions	
aluminium	■ ■ FM AL 1700 P
stainless steel	■ ■ FM ES 1700 P
anthracite (aluminium lacquered)	■ ■ FM AL 1700 P AN
dark (aluminium lacquered)	■ ■ FM AL 1700 P D
chrome	■ FM GCR 1700 P
gold-coloured	■ FM GO 1700 P
classic brass	■ FM ME 1700 P C
antique brass	■ FM ME 1700 P AT


JUNG HOME push-button 2-gang with arrow symbols



for inserts "blinds" ref.-no.: 1730 JE and 1731 JE
for inserts "light" ref.-no.: 1701 SE, 1701 PSE, 1704 ESE, 1702 SE, 1710 DE, 1711 DE, 1712 DE, 1713 DSTE, 1723 NE

	Ref.-no.
Duroplastic (scratch-proof) glossy	
ivory	■ BT LS 17102 P
white	■ BT LS 17102 P WW
light grey	■ BT LS 17102 P LG
black	■ BT LS 17102 P SW
matt lacquered	
matt snow white	■ BT LS 17102 P WWM
matt graphite black	■ BT LS 17102 P SWM
Metal versions	
aluminium	■ ■ BT AL 17102 P
stainless steel	■ ■ BT ES 17102 P
anthracite (aluminium lacquered)	■ ■ BT AL 17102 P AN
dark (aluminium lacquered)	■ ■ BT AL 17102 P D
classic brass	■ BT ME 17102 P C
antique brass	■ BT ME 17102 P AT

eNet push-button universal 1-gang



for inserts "blinds" ref.-no.: 1730 JE and 1731 JE
for inserts "light" ref.-no.: 1701 SE, 1701 PSE, 1704 ESE, 1702 SE, 1710 DE, 1711 DE, 1713 DSTE, 1723 NE

A labelling request in the GRAPHIC TOOL must be submitted together with the order: jung.group/gt
Subsequent labelling of the buttons is not possible.

	Ref.-no.
Duroplastic (scratch-proof) glossy	
ivory	■ FM LS 1701
white	■ FM LS 1701 WW
light grey	■ FM LS 1701 LG
black	■ FM LS 1701 SW
matt lacquered	
matt snow white	■ FM LS 1701 WWM
matt graphite black	■ FM LS 1701 SWM
Metal versions	
aluminium	■ ■ FM AL 1701
stainless steel	■ ■ FM ES 1701
anthracite (aluminium lacquered)	■ ■ FM AL 1701 AN
dark (aluminium lacquered)	■ ■ FM AL 1701 D
chrome	■ FM GCR 1701
gold-coloured	■ FM GO 1701
classic brass	■ FM ME 1701 C
antique brass	■ FM ME 1701 AT

eNet push-button standard 1-gang



for inserts "blinds" ref.-no.: 1730 JE and 1731 JE
for inserts "light" ref.-no.: 1701 SE, 1701 PSE, 1704 ESE, 1702 SE, 1710 DE, 1711 DE, 1713 DSTE, 1723 NE

A labelling request in the GRAPHIC TOOL must be submitted together with the order: jung.group/gt
Subsequent labelling of the buttons is not possible.

	Ref.-no.
Duroplastic (scratch-proof) glossy	
ivory	■ FM LS 1700
white	■ FM LS 1700 WW
light grey	■ FM LS 1700 LG
black	■ FM LS 1700 SW
matt lacquered	
matt snow white	■ FM LS 1700 WWM
matt graphite black	■ FM LS 1700 SWM
Metal versions	
aluminium	■ ■ FM AL 1700
stainless steel	■ ■ FM ES 1700
anthracite (aluminium lacquered)	■ ■ FM AL 1700 AN
dark (aluminium lacquered)	■ ■ FM AL 1700 D
chrome	■ FM GCR 1700
gold-coloured	■ FM GO 1700
classic brass	■ FM ME 1700 C
antique brass	■ FM ME 1700 AT

eNet push-button universal 1-gang with arrow symbols



for inserts "blinds" ref.-no.: 1730 JE and 1731 JE
for inserts "light" ref.-no.: 1701 SE, 1701 PSE, 1704 ESE, 1702 SE, 1710 DE, 1711 DE, 1713 DSTE, 1723 NE

LB Management push-button 1-gang with arrow symbols




for inserts "blinds" ref.-no.: 1730 JE and 1731 JE
for inserts "light" ref.-no.: 1701 SE, 1701 PSE, 1704 ESE, 1702 SE, 1710 DE, 1711 DE, 1713 DSTE, 1720 NE, 1723 NE, 1708 IE

	Ref.-no.
Duroplastic (scratch-proof) glossy	
ivory	FM LS 1701 P
white	FM LS 1701 P WW
light grey	FM LS 1701 P LG
black	FM LS 1701 P SW
matt lacquered	
matt snow white	FM LS 1701 P WWM
matt graphite black	FM LS 1701 P SWM
Metal versions	
aluminium	FM AL 1701 P
stainless steel	FM ES 1701 P
anthracite (aluminium lacquered)	FM AL 1701 P AN
dark (aluminium lacquered)	FM AL 1701 P D
chrome	FM GCR 1701 P
gold-coloured	FM GO 1701 P
classic brass	FM ME 1701 P C
antique brass	FM ME 1701 P AT

	Ref.-no.
Duroplastic (scratch-proof) glossy	
ivory	LS 1700 P
white	LS 1700 P WW
light grey	LS 1700 P LG
black	LS 1700 P SW
matt lacquered	
matt snow white	LS 1700 P WWM
matt graphite black	LS 1700 P SWM
Metal versions	
aluminium	AL 1700 P
stainless steel	ES 1700 P
anthracite (aluminium lacquered)	AL 1700 P AN
dark (aluminium lacquered)	AL 1700 P D
chrome	GCR 1700 P
gold-coloured	GO 1700 P
classic brass	ME 1700 P C
antique brass	ME 1700 P AT

LB Management push-button 1-gang



for inserts "blinds" ref.-no.: 1730 JE and 1731 JE
for inserts "light" ref.-no.: 1701 SE, 1701 PSE, 1704 ESE, 1702 SE, 1710 DE, 1711 DE, 1713 DSTE, 1720 NE, 1723 NE, 1708 IE

A labelling request in the GRAPHIC TOOL must be submitted together with the order: jung.group/gt
Subsequent labelling of the buttons is not possible.

LB Management push-button 2-gang



for inserts "light" ref.-no.: 1702 SE, 1712 DE, 1713 DSTE, 1723 NE

A labelling request in the GRAPHIC TOOL must be submitted together with the order: jung.group/gt
Subsequent labelling of the buttons is not possible.

	Ref.-no.
Duroplastic (scratch-proof) glossy	
ivory	■ LS 1700
white	■ LS 1700 WW
light grey	■ LS 1700 LG
black	■ LS 1700 SW
matt lacquered	
matt snow white	■ LS 1700 WWM
matt graphite black	■ LS 1700 SWM
Metal versions	
aluminium	■ ■ AL 1700
stainless steel	■ ■ ES 1700
anthracite (aluminium lacquered)	■ ■ AL 1700 AN
dark (aluminium lacquered)	■ ■ AL 1700 D
chrome	■ GCR 1700
gold-coloured	■ GO 1700
classic brass	■ ME 1700 C
antique brass	■ ME 1700 AT

	Ref.-no.
Duroplastic (scratch-proof) glossy	
ivory	■ LS 1702
white	■ LS 1702 WW
light grey	■ LS 1702 LG
black	■ LS 1702 SW
matt lacquered	
matt snow white	■ LS 1702 WWM
matt graphite black	■ LS 1702 SWM
Metal versions	
aluminium	■ ■ AL 1702
stainless steel	■ ■ ES 1702
anthracite (aluminium lacquered)	■ ■ AL 1702 AN
dark (aluminium lacquered)	■ ■ AL 1702 D
classic brass	■ ME 1702 C
antique brass	■ ME 1702 AT

LB Management timer display



for inserts "blinds" ref.-no.: 1730 JE and 1731 JE
for inserts "light" ref.-no.: 1701 SE, 1701 PSE, 1704 ESE, 1702 SE, 1710 DE, 1711 DE, 1713 DSTE, 1723 NE

	Ref.-no.
white	LS 1750 D WW
black	LS 1750 D SW

1-gang rocker with lens



for JUNG HOME push-button 1-gang, battery-powered,
ref.-no.: BT LS CD 1001

2-gang rocker with lens



for JUNG HOME push-button 2-gang, battery-powered,
ref.-no.: BT LS CD 1002

	Ref.-no.
Duroplastic (scratch-proof) glossy	
ivory	■ LS 101 KO5
white	■ LS 101 KO5 WW
light grey	■ LS 101 KO5 LG
black	■ LS 101 KO5 SW
matt lacquered	
matt snow white	■ LS 101 KO5 WWM
matt graphite black	■ LS 101 KO5 SWM
Metal versions	
aluminium	■ ■ AL 101 KO5
stainless steel	■ ■ ES 101 KO5
anthracite (aluminium lacquered)	■ ■ AL 101 KO5 AN
dark (aluminium lacquered)	■ ■ AL 101 KO5 D
chrome	■ GCR 101 KO5
gold-coloured	■ GO 101 KO5
classic brass	■ ME 101 KO5 C
antique brass	■ ME 101 KO5 AT

	Ref.-no.
Duroplastic (scratch-proof) glossy	
ivory	■ LS 102 KO5
white	■ LS 102 KO5 WW
light grey	■ LS 102 KO5 LG
black	■ LS 102 KO5 SW
matt lacquered	
matt snow white	■ LS 102 KO5 WWM
matt graphite black	■ LS 102 KO5 SWM
Metal versions	
aluminium	■ ■ AL 102 KO5
stainless steel	■ ■ ES 102 KO5
anthracite (aluminium lacquered)	■ ■ AL 102 KO5 AN
dark (aluminium lacquered)	■ ■ AL 102 KO5 D
chrome	■ GCR 102 KO5
gold-coloured	■ GO 102 KO5
classic brass	■ ME 102 KO5 C
antique brass	■ ME 102 KO5 AT

1-gang rocker with lens and arrow symbols



for JUNG HOME push-button 1-gang, battery-powered,
ref.-no.: BT LS CD 1001

2-gang rocker with lens and arrow symbols



for JUNG HOME push-button 2-gang, battery-powered,
ref.-no.: BT LS CD 1002

	Ref.-no.
Duroplastic (scratch-proof) glossy	
ivory	LS 101 KO5P
white	LS 101 KO5P WW
light grey	LS 101 KO5P LG
black	LS 101 KO5P SW
matt lacquered	
matt snow white	LS 101 KO5P WWM
matt graphite black	LS 101 KO5P SWM
Metal versions	
aluminium	AL 101 KO5P
stainless steel	ES 101 KO5P
anthracite (aluminium lacquered)	AL 101 KO5P AN
dark (aluminium lacquered)	AL 101 KO5P D
chrome	GCR 101 KO5P
gold-coloured	GO 101 KO5P
classic brass	ME 101 KO5P C
antique brass	ME 101 KO5P AT

	Ref.-no.
Duroplastic (scratch-proof) glossy	
ivory	LS 102 KO5P
white	LS 102 KO5P WW
light grey	LS 102 KO5P LG
black	LS 102 KO5P SW
matt lacquered	
matt snow white	LS 102 KO5P WWM
matt graphite black	LS 102 KO5P SWM
Metal versions	
aluminium	AL 102 KO5P
stainless steel	ES 102 KO5P
anthracite (aluminium lacquered)	AL 102 KO5P AN
dark (aluminium lacquered)	AL 102 KO5P D
chrome	GCR 102 KO5P
gold-coloured	GO 102 KO5P
classic brass	ME 102 KO5P C
antique brass	ME 102 KO5P AT

JUNG HOME motion detector 1.1 m



for inserts "light" ref.-no.: 1701 SE, 1701 PSE, 1704 ESE,
1702 SE, 1710 DE, 1711 DE, 1712 DE, 1713 DSTE, 1723 NE

	Ref.-no.
Thermoplastic (breakproof) high-gloss	
ivory	BT LS 17181
white	BT LS 17181 WW
light grey	BT LS 17181 LG
black	BT LS 17181 SW
matt lacquered	
matt snow white	BT LS 17181 WWM
matt graphite black	BT LS 17181 SWM
metal colours (thermoplastic lacquered)	
aluminium	BT AL 17181
stainless steel	BT ES 17181
anthracite	BT AL 17181 AN
dark	BT AL 17181 D
classic brass	BT ME 17181 C
antique brass	BT ME 17181 AT

JUNG HOME motion detector 1.1 m



for inserts "light" ref.-no.: 1701 SE, 1701 PSE, 1704 ESE, 1702 SE, 1710 DE, 1711 DE, 1712 DE, 1713 DSTE, 1723 NE
IP44 suitable only for interiors

Ref.-no.

Thermoplastic (breakproof) high-gloss

- ivory ■ BT LS 17181 WU
- white ■ BT LS 17181 WU WW
- light grey ■ BT LS 17181 WU LG
- black ■ BT LS 17181 WU SW

matt lacquered

- matt snow white ■ BT LS 17181 WU WWM
- matt graphite black ■ BT LS 17181 WU SWM

metal colours (thermoplastic lacquered)

- aluminium ■ BT AL 17181 WU
- stainless steel ■ BT ES 17181 WU
- anthracite ■ BT AL 17181 WU AN
- dark ■ BT AL 17181 WU D
- classic brass ■ BT ME 17181 WU C
- antique brass ■ BT ME 17181 WU AT

JUNG HOME motion detector 2.2 m



for inserts "light" ref.-no.: 1701 SE, 1701 PSE, 1704 ESE, 1702 SE, 1710 DE, 1711 DE, 1712 DE, 1713 DSTE, 1723 NE
 Degree of protection IP44 is ensured with sealing kit ref.-no. AS CD 50 DS and "IP44 frame" of the respective design range.
IP44 suitable for installation in interiors and exteriors

Ref.-no.

Thermoplastic (breakproof) high-gloss

- ivory ■ BT LS 17182
- white ■ BT LS 17182 WW
- light grey ■ BT LS 17182 LG
- black ■ BT LS 17182 SW

matt lacquered

- matt snow white ■ BT LS 17182 WWM
- matt graphite black ■ BT LS 17182 SWM

metal colours (thermoplastic lacquered)

- aluminium ■ BT AL 17182
- stainless steel ■ BT ES 17182
- anthracite ■ BT AL 17182 AN
- dark ■ BT AL 17182 D
- classic brass ■ BT ME 17182 C
- antique brass ■ BT ME 17182 AT

LB Management motion detector 1.1 m



Sensitivity and brightness threshold adjustable
 for inserts "light" ref.-no.: 1701 SE, 1701 PSE, 1704 ESE, 1702 SE, 1710 DE, 1711 DE, 1713 DSTE, 1723 NE, 1708 IE

Ref.-no.

Thermoplastic (breakproof) high-gloss

- ivory LS 17180
- white LS 17180 WW
- light grey LS 17180 LG
- black LS 17180 SW

matt lacquered

- matt snow white LS 17180 WWM
- matt graphite black LS 17180 SWM

metal colours (thermoplastic lacquered)

- aluminium AL 17180
- stainless steel ES 17180
- anthracite (aluminium lacquered) AL 17180 AN
- dark AL 17180 D
- classic brass ME 17180 C
- antique brass ME 17180 AT

LB Management motion detector 1.1 m



Run-on time and brightness threshold adjustable
 for inserts "light" ref.-no.: 1701 SE, 1701 PSE, 1704 ESE, 1702 SE, 1710 DE, 1711 DE, 1713 DSTE, 1723 NE, 1708 IE

Ref.-no.

Thermoplastic (breakproof) high-gloss

- ivory LS 17182
- white LS 17182 WW
- light grey LS 17182 LG
- black LS 17182 SW

matt lacquered

- matt snow white LS 17182 WWM
- matt graphite black LS 17182 SWM

metal colours (thermoplastic lacquered)

- aluminium AL 17182
- stainless steel ES 17182
- anthracite AL 17182 AN
- dark AL 17182 D
- classic brass ME 17182 C
- antique brass ME 17182 AT

LB Management motion detector 1.1 m



Sensitivity and brightness threshold adjustable
 for inserts "light" ref.-no.: 1701 SE, 1701 PSE, 1704 ESE, 1702 SE, 1710 DE, 1711 DE, 1713 DSTE, 1723 NE, 1708 IE
IP44 suitable only for interiors

Ref.-no.

Thermoplastic (breakproof) high-gloss

- ivory ■ LS 17180 WU
- white ■ LS 17180 WU WW
- light grey ■ LS 17180 WU LG
- black ■ LS 17180 WU SW

matt lacquered

- matt snow white ■ LS 17180 WU WWM
- matt graphite black ■ LS 17180 WU SWM

metal colours (thermoplastic lacquered)

- aluminium ■ AL 17180 WU
- stainless steel ■ ES 17180 WU
- anthracite ■ AL 17180 WU AN
- dark ■ AL 17180 WU D
- classic brass ■ ME 17180 WU C
- antique brass ■ ME 17180 WU AT

LB Management motion detector 2.2 m



Sensitivity and brightness threshold adjustable
 for inserts "light" ref.-no.: 1701 SE, 1701 PSE, 1704 ESE, 1702 SE, 1710 DE, 1711 DE, 1713 DSTE, 1723 NE, 1708 IE
 Degree of protection IP44 is ensured with sealing kit ref.-no. AS CD 50 DS and "IP44 frame" of the respective design range.
IP44 suitable only for interiors

Ref.-no.

Thermoplastic (breakproof) high-gloss

- ivory ■ LS 17280
- white ■ LS 17280 WW
- light grey ■ LS 17280 LG
- black ■ LS 17280 SW

matt lacquered

- matt snow white ■ LS 17280 WWM
- matt graphite black ■ LS 17280 SWM

metal colours (thermoplastic lacquered)

- aluminium ■ AL 17280
- stainless steel ■ ES 17280
- anthracite ■ AL 17280 AN
- dark ■ AL 17280 D
- classic brass ■ ME 17280 C
- antique brass ■ ME 17280 AT

Sealing kit for motion detector 2.2 m



for motion detector 2.2 m of the CD and LS ranges

Ref.-no.

■ AS CD 50 DS

External temperature sensor



for room thermostat ref.-no. 1790 RTR, TR D .. 1790 ..
The sensor cable can be connected using a bifilar cable of 1.5 mm² in diameter that is suitable for mains voltage. When installed in a cable duct or near high voltage current cables, a shielded cable must be used.

Ref.-no.

■ FF NTC

Centre plate



for room thermostats ref.-no.: RTR 230, RTR 231, RTR 241
for floor thermostat ref.-no.: FTR 231

Ref.-no.

Thermoplastic (breakproof) high-gloss

ivory LS 1749 BF
white LS 1749 BF WW
light grey LS 1749 BF LG
black LS 1749 BF SW

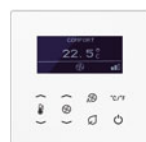
matt lacquered

matt snow white LS 1749 BF WWM
matt graphite black LS 1749 BF SWM

Metal versions

aluminium AL 1749
stainless steel ES 1749
anthracite (aluminium lacquered) AL 1749 AN
dark (aluminium lacquered) AL 1749 D
classic brass ME 1749 C
antique brass ME 1749 AT

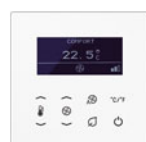
Temperature controller fan coil, 2-pipe



Ref.-no.

white TRD LS 923028 WW
black TRD LS 923028 SW

Temperature controller fan coil, 4-pipe



Ref.-no.

white TRD LS 923048 WW
black TRD LS 923048 SW

JUNG HOME room thermostat display



for room thermostat insert ref.-no.: 1790 RTR
for switch inserts ref.-no.: 1701 SE, 1701 PSE, 1704 ESE

Ref.-no.

white BT LS 1791 WW
black BT LS 1791 SW

Friends of Hue radio transmitter



4-channel
max. 4 light scenes
including mounting plate, adhesive film and fastening screw

Ref.-no.

Thermoplastic (breakproof) high-gloss
ivory ■■ FOH LS 995
white ■■ FOH LS 995 WW
light grey ■■ FOH LS 995 LG
black ■■ FOH LS 995 SW
matt lacquered
matt snow white ■■ FOH LS 995 WWM
matt graphite black ■■ FOH LS 995 SWM
metal colours (thermoplastic lacquered)
aluminium ■■ FOH AL 2995-L
stainless steel ■■ FOH ES 2995-L

LB Management room thermostat set



consists of room thermostat insert (ref.-no.: 1790 RTR) and display (ref.-no.: .. 1790 D ..)

Ref.-no.

white TR D LS 1790 WW
black TR D LS 1790 SW

Friends of Hue radio transmitter set



4-channel
max. 4 light scenes
including mounting plate, adhesive film and fastening screw
including LS 990 frame ref.: LS 981 WW

Ref.-no.

Thermoplastic (breakproof) high-gloss
white ■■ FOHS LS 995 WW

LB Management room thermostat displays see page 138

Bluetooth® Low Energy radio transmitter



2-channel
including mounting plate, adhesive film and fastening screw

Ref.-no.

Thermoplastic (breakproof) high-gloss

- ivory ■■ **BLE LS 990**
- white ■■ **BLE LS 990 WW**
- light grey ■■ **BLE LS 990 LG**
- black ■■ **BLE LS 990 SW**
- matt lacquered**
- matt snow white ■ **BLE LS 990 WWM**
- matt graphite black ■ **BLE LS 990 SWM**
- metal colours (thermoplastic lacquered)**
- aluminium ■ **BLE AL 2990-L**
- stainless steel ■ **BLE ES 2990-L**

Bluetooth® Low Energy radio transmitter



4-channel
including mounting plate, adhesive film and fastening screw

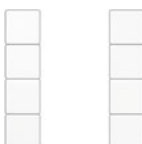
Ref.-no.

Thermoplastic (breakproof) high-gloss

- ivory ■■ **BLE LS 995**
- white ■■ **BLE LS 995 WW**
- light grey ■■ **BLE LS 995 LG**
- black ■■ **BLE LS 995 SW**
- matt lacquered**
- matt snow white ■ **BLE LS 995 WWM**
- matt graphite black ■ **BLE LS 995 SWM**
- metal colours (thermoplastic lacquered)**
- aluminium ■ **BLE AL 2995-L**
- stainless steel ■ **BLE ES 2995-L**



Cover kits F 40 see page 389



Cover kits F 50 see page 401

Centre plate



(with supporting frame, screw fixing only)
for 2 circular electrical connectors up to 18.5 mm Ø or with flange fixing 22.5 mm hole spacing
In connection with mounting plate ref.-no. 63 WBT (not included) for loudspeaker terminal ref.-no. LPK 63 RT/SW and RCA socket ref.-no. CIB 63.
Second hole can be broken out.

Ref.-no.

Duroplastic (scratch-proof) glossy

- ivory ■ **LS 962**
- white ■ **LS 962 WW**
- light grey ■ **LS 962 LG**
- black ■ **LS 962 SW**

Centre plate



(with supporting frame, screw fixing only)
for 1 circular electrical connector up to 18.5 mm Ø or with flange fixing 22.5 mm hole spacing
In connection with mounting plate ref.-no. 63 WBT (not included) for loudspeaker terminal ref.-no. LPK 63 RT/SW and RCA socket ref.-no. CIB 63.

Ref.-no.

Metal versions

- aluminium ■■ **AL 2962-1**
- stainless steel ■■ **ES 2962-1**
- anthracite (aluminium lacquered) ■■ **AL 2962-1 AN**
- dark (aluminium lacquered) ■■ **AL 2962-1 D**
- chrome ■ **GCR 2962-1**
- gold-coloured ■ **GO 2962-1**
- classic brass ■ **ME 2962-1 C**
- antique brass ■ **ME 2962-1 AT**

Centre plate



(with supporting frame, screw fixing only)
for 2 circular electrical connectors up to 18.5 mm Ø or with flange fixing 22.5 mm hole spacing
In connection with mounting plate ref.-no. 63 WBT (not included) for loudspeaker terminal ref.-no. LPK 63 RT/SW and RCA socket ref.-no. CIB 63.

Ref.-no.

Metal versions

- aluminium ■■ **AL 2962-2**
- stainless steel ■■ **ES 2962-2**
- anthracite (aluminium lacquered) ■■ **AL 2962-2 AN**
- dark (aluminium lacquered) ■■ **AL 2962-2 D**
- chrome ■ **GCR 2962-2**
- gold-coloured ■ **GO 2962-2**
- gold-plated ■ **LS 962 GGO**
- classic brass ■ **ME 2962-2 C**
- antique brass ■ **ME 2962-2 AT**

Centre plate



for extended broadband outlet ref.-no.: BSD 21-01, BSD 21-10
for antenna outlet sockets acc. to DIN 45330

Ref.-no.

Thermoplastic (breakproof) high-gloss

- ivory ■■ **LS 990 TV**
- white ■■ **LS 990 TV WW**
- light grey ■■ **LS 990 TV LG**
- black ■■ **LS 990 TV SW**
- matt lacquered**
- matt snow white ■ **LS 990 TV WWM**
- matt graphite black ■ **LS 990 TV SWM**
- Metal versions**
- aluminium ■■ **AL 2990 TV**
- stainless steel ■■ **ES 2990 TV**
- anthracite (aluminium lacquered) ■■ **AL 2990 TV AN**
- dark (aluminium lacquered) ■■ **AL 2990 TV D**
- chrome ■ **GCR 2990 TV**
- gold-coloured ■ **GO 2990 TV**
- gold-plated ■ **LS 990 TV GGO**
- classic brass ■ **ME 2990 TV C**
- antique brass ■ **ME 2990 TV AT**

Centre plate



for SAT-TV-FM outlets ref.-no.: SSD 5-00, SSD 5-10
for standard SAT-TV-FM sockets

Centre plate for volume control (0 – 11):



Dynacord L 314 / L 3100
discontinued: WHD LSt 6 CD- / LSt 50 CD- / LR 15..CD
for available WHD inserts see covers with ref.-no. .. 1541 .. or .. 1941 ..

	Ref.-no.
Thermoplastic (breakproof) high-gloss	
ivory	■ ■ LS 990 SAT
white	■ ■ LS 990 SAT WW
light grey	■ ■ LS 990 SAT LG
black	■ ■ LS 990 SAT SW
matt lacquered	
matt snow white	■ LS 990 SAT WWM
matt graphite black	■ LS 990 SAT SWM
Metal versions	
aluminium	■ ■ AL 2990 SAT
stainless steel	■ ■ ES 2990 SAT
anthracite (aluminium lacquered)	■ ■ AL 2990 SAT AN
dark (aluminium lacquered)	■ ■ AL 2990 SAT D
chrome	■ GCR 2990 SAT
gold-coloured	■ GO 2990 SAT
classic brass	■ ME 2990 SAT C
antique brass	■ ME 2990 SAT AT

	Ref.-no.
Thermoplastic (breakproof) high-gloss	
white	LS 594-8 WW

Centre plate for program selection (0 – 5):



Dynacord L 314 SR / L 3100 SR
WHD PRO 3 CD..

Smart TV socket



(with supporting frame, screw fixing only)
cover with snap-on fixing
with inscription field 9 x 58 mm
shutter with spring
including universal modular jack socket
ref.-no.: UMA-CAT6A-25 and IEC plug module for antenna cables

Spare part:

Transparent cover with paper inlay ref.-no.: CD 90 NA

	Ref.-no.
Thermoplastic (breakproof) high-gloss	
ivory	■ ■ MMD LS 4521
white	■ ■ MMD LS 4521 WW
light grey	■ ■ MMD LS 4521 LG
black	■ ■ MMD LS 4521 SW
matt lacquered	
matt snow white	■ MMD LS 4521 WWM
matt graphite black	■ MMD LS 4521 SWM



with inscription field 12 x 55 mm

Spare part:


Transparent cover ref.-no.: M 20 NA

	Ref.-no.
Metal versions	
aluminium	■ ■ MMD AL 4521
stainless steel	■ ■ MMD ES 4521
anthracite (aluminium lacquered)	■ ■ MMD AL 4521 AN
dark (aluminium lacquered)	■ ■ MMD AL 4521 D
classic brass	■ MMD ME 4521 C
antique brass	■ MMD ME 4521 AT

Technical data

Specification IEC plug module	
External connection:	IEC male, IEC 60169-2
Internal connection:	F female, IEC 60169-24
Impedance:	75 Ohm
Frequency range:	5 ... 2,400 MHz
Attenuation:	0.0 dB
Installation depth not considering cables	
Universal modular jack socket:	28 mm
IEC plug module:	30 mm
Use right angle plug.	
Consider bending radius. Ensure sufficient installation space.	

Triple-tone door signal




(with supporting frame, screw fixing only)

2 separate terminals for 2 or 3 tone signal
power supply: 8 ... 12 V AC or 8 ... 24 V DC, via external power supply (SELV) e.g. ref.-no. NT 2405 VDC or NT 2415 REG VDC
current consumption: approx. 150 mA

	Ref.-no.
Thermoplastic (breakproof) high-gloss	
ivory	LS 2567-G3
white	LS 2567-G3 WW
matt lacquered	
matt snow white	LS 2567-G3 WWM
matt graphite black	LS 2567-G3 SWM
Metal versions	
aluminium	AL 2567-G3
stainless steel	ES 2567-G3
anthracite (aluminium lacquered)	AL 2567-G3 AN

Cable outlet



(with supporting frame, screw fixing only)
opening for cables with max. 8 mm Ø

	Ref.-no.
Duroplastic (scratch-proof) glossy	
ivory	■ LS 990 A
white	■ LS 990 A WW
light grey	■ LS 990 A LG
black	■ LS 990 A SW
matt lacquered	
matt snow white	■ LS 990 A WWM
matt graphite black	■ LS 990 A SWM
Metal versions	
aluminium	■ ■ AL 2990 A
stainless steel	■ ■ ES 2990 A
anthracite (aluminium lacquered)	■ ■ AL 2990 A AN
dark (aluminium lacquered)	■ ■ AL 2990 A D
chrome	■ GCR 2990 A
gold-coloured	■ GO 2990 A
classic brass	■ ME 2990 A C
antique brass	■ ME 2990 A AT

Centre plate



for 1-gang modular jack sockets
IAE/UAE sockets ref.-no.: UAE 8 UPO
for sockets Cat. 6 ref.-no.: UAE 8 UPOK6

Suitable inserts:
Rutenbeck: UAE 8(4) UPO, UAE 8(8) UPO, UAE-
Cat.5e-8 UPO OK, UAE-real.Cat.6-8 UPO OK
Telegärtner: AMJ 45, UMJ 45 and ISDN 1 x RJ 45 (TYP 8)

Ref.-no.

Thermoplastic (breakproof) high-gloss

- ivory ■■ **LS 969-1 UA**
- white ■■ **LS 969-1 UA WW**
- light grey ■■ **LS 969-1 UA LG**
- black ■■ **LS 969-1 UA SW**

matt lacquered

- matt snow white ■ **LS 969-1 UA WWM**
- matt graphite black ■ **LS 969-1 UA SWM**

Metal versions

- aluminium ■■ **AL 2969-1 UA**
- stainless steel ■■ **ES 2969-1 UA**
- anthracite (aluminium lacquered) ■■ **AL 2969-1 UA AN**
- dark (aluminium lacquered) ■■ **AL 2969-1 UA D**
- chrome ■ **GCR 2969-1 UA**
- gold-coloured ■ **GO 2969-1 UA**
- gold-plated ■ **LS 969-1 UA GGO**
- classic brass ■ **ME 2969-1 UA C**
- antique brass ■ **ME 2969-1 UA AT**

Centre plate with inscription field 9 x 58 mm



for 1-gang modular jack sockets
IAE/UAE sockets ref.-no.: UAE 8 UPO
for sockets Cat. 6 ref.-no.: UAE 8 UPOK6

Suitable inserts:
Rutenbeck: UAE 8(4) UPO, UAE 8(8) UPO, UAE-
Cat.5e-8 UPO OK, UAE-real.Cat.6-8 UPO OK
Telegärtner: AMJ 45, UMJ 45 and ISDN 1 x RJ 45 (TYP 8)

Spare part:

Transparent cover with paper inlay ref.-no.: CD 90 NA

Ref.-no.

Thermoplastic (breakproof) high-gloss

- ivory ■■ **LS 969-1 NAUA**
- white ■■ **LS 969-1 NAUA WW**
- light grey ■■ **LS 969-1 NAUA LG**
- black ■■ **LS 969-1 NAUA SW**

matt lacquered

- matt snow white ■ **LS 969-1 NAUA WWM**
- matt graphite black ■ **LS 969-1 NAUA SWM**

Centre plate with inscription field 12 x 55 mm



for 1-gang modular jack sockets
IAE/UAE sockets ref.-no.: UAE 8 UPO
for sockets Cat. 6 ref.-no.: UAE 8 UPOK6

Suitable inserts:
Rutenbeck: UAE 8(4) UPO, UAE 8(8) UPO, UAE-
Cat.5e-8 UPO OK, UAE-real.Cat.6-8 UPO OK
Telegärtner: AMJ 45, UMJ 45 and ISDN 1 x RJ 45 (TYP 8)

Spare part:

Transparent cover ref.-no.: M 20 NA

Ref.-no.

Metal versions

- aluminium ■■ **AL 2969-1 NAUA**
- stainless steel ■■ **ES 2969-1 NAUA**
- anthracite (aluminium lacquered) ■■ **AL 2969-1 NAUA AN**
- dark (aluminium lacquered) ■■ **AL 2969-1 NAUA D**
- chrome ■ **GCR 2969-1 NAUA**
- classic brass ■ **ME 2969-1 NAUA C**
- antique brass ■ **ME 2969-1 NAUA AT**

Centre plate



for 2-gang modular jack sockets
IAE/UAE sockets ref.-no.: UAE 2 x 8 UPO, UAE 8-8 UPO
for sockets Cat. 6 ref.-no.: UAE 8-8 UPOK6

Suitable inserts:
METZ CONNECT (BTR): 1307441001-i or 1307441200-i;
E-Dat design 8/8(8), Class E
Rutenbeck: UAE 8/8 (8/8) UPO, UAE 2x8 (8) UPO,
UAE-Cat.5e-8/8 UPO OK, UAE-real.Cat.6-8/8 UPO OK
Telegärtner: AMJ 45, UMJ 45 and ISDN 2 x RJ 45 (TYP 8/8)

Ref.-no.

Thermoplastic (breakproof) high-gloss

- ivory ■■ **LS 969-2 UA**
- white ■■ **LS 969-2 UA WW**
- light grey ■■ **LS 969-2 UA LG**
- black ■■ **LS 969-2 UA SW**

matt lacquered

- matt snow white ■ **LS 969-2 UA WWM**
- matt graphite black ■ **LS 969-2 UA SWM**

Metal versions

- aluminium ■■ **AL 2969-2 UA**
- stainless steel ■■ **ES 2969-2 UA**
- anthracite (aluminium lacquered) ■■ **AL 2969-2 UA AN**
- dark (aluminium lacquered) ■■ **AL 2969-2 UA D**
- chrome ■ **GCR 2969-2 UA**
- gold-coloured ■ **GO 2969-2 UA**
- gold-plated ■ **LS 969-2 UA GGO**
- classic brass ■ **ME 2969-2 UA C**
- antique brass ■ **ME 2969-2 UA AT**

Centre plate with inscription field 9 x 58 mm



for 2-gang modular jack sockets
IAE/UAE sockets ref.-no.: UAE 2 x 8 UPO, UAE 8-8 UPO
for sockets Cat. 6 ref.-no.: UAE 8-8 UPOK6

Suitable inserts:
METZ CONNECT (BTR): 1307441001-i or 1307441200-i;
E-Dat design 8/8(8), Class E
Rutenbeck: UAE 8/8 (8/8) UPO, UAE 2x8 (8) UPO,
UAE-Cat.5e-8/8 UPO OK, UAE-real.Cat.6-8/8 UPO OK
Telegärtner: AMJ 45, UMJ 45 and ISDN 2 x RJ 45 (TYP 8/8)

Spare part:
Transparent cover with paper inlay ref.-no.: CD 90 NA

Ref.-no.

Thermoplastic (breakproof) high-gloss

- ivory ■■ **LS 969-2 NAUA**
- white ■■ **LS 969-2 NAUA WW**
- light grey ■■ **LS 969-2 NAUA LG**
- black ■■ **LS 969-2 NAUA SW**

matt lacquered

- matt snow white ■ **LS 969-2 NAUA WWM**
- matt graphite black ■ **LS 969-2 NAUA SWM**

Centre plate with inscription field 12 x 55 mm



for 2-gang modular jack sockets
IAE/UAE sockets ref.-no.: UAE 2 x 8 UPO, UAE 8-8 UPO
for sockets Cat. 6 ref.-no.: UAE 8-8 UPOK6

Suitable inserts:
METZ CONNECT (BTR): 1307441001-i or 1307441200-i;
E-Dat design 8/8(8), Class E
Rutenbeck: UAE 8/8 (8/8) UPO, UAE 2x8 (8) UPO,
UAE-Cat.5e-8/8 UPO OK, UAE-real.Cat.6-8/8 UPO OK
Telegärtner: AMJ 45, UMJ 45 and ISDN 2 x RJ 45 (TYP 8/8)

Spare part:
Transparent cover ref.-no.: M 20 NA

Ref.-no.

Metal versions

- aluminium ■■ **AL 2969-2 NAUA**
- stainless steel ■■ **ES 2969-2 NAUA**
- anthracite (aluminium lacquered) ■■ **AL 2969-2 NAUA AN**
- dark (aluminium lacquered) ■■ **AL 2969-2 NAUA D**
- chrome ■ **GCR 2969-2 NAUA**
- classic brass ■ **ME 2969-2 NAUA C**
- antique brass ■ **ME 2969-2 NAUA AT**

Centre plate (snap-on fixing)



(with supporting frame, screw fixing only)
for universal modular jack socket ref.-no.: UMA-CAT6A-25
inner dimensions of Keystone mount 15,3 x 19,3 mm
shutter with spring
for 1 socket

Ref.-no.

Thermoplastic (breakproof) high-gloss

- ivory ■■ **LS 1969-1 WE**
- white ■■ **LS 1969-1 WE WW**
- light grey ■■ **LS 1969-1 WE LG**
- black ■■ **LS 1969-1 WE SW**

matt lacquered

- matt snow white ■ **LS 1969-1 WE WWM**
- matt graphite black ■ **LS 1969-1 WE SWM**

Metal versions

- aluminium ■■ **AL 1969-1 WE**
- stainless steel ■■ **ES 1969-1 WE**
- anthracite (aluminium lacquered) ■■ **AL 1969-1 WE AN**
- dark (aluminium lacquered) ■■ **AL 1969-1 WE D**
- classic brass ■ **ME 1969-1 WE C**
- antique brass ■ **ME 1969-1 WE AT**

for 2 sockets



for modular jack sockets
RADIALL:
modular jack unshielded 6P6C, RJ 12, Cat. 4
(ref.-no. R280MOD804)
modular jack unshielded 8P8C, RJ 45, Cat. 4
(ref.-no. R280MOD805)

modular jack unshielded 8P8C, RJ 45, Cat. 5e (ref.-no. R280MOD807)

Panduit:

keystone jack KJ 88..
keystone jack KJ 588..

Assmann:

module DN-93612 Cat. 6A, shielded, Keystone
module DN-93614

SCHRACK

HSPMRJ6G1A, HSEMRJ6GBA, HSEMRJ6GBS, HSEMRJ6GWA, HSEMRJ6GWS,
HSEMRJ6UWS

Ref.-no.

Thermoplastic (breakproof) high-gloss

- ivory ■■ **LS 1969-2 WE**
- white ■■ **LS 1969-2 WE WW**
- light grey ■■ **LS 1969-2 WE LG**
- black ■■ **LS 1969-2 WE SW**

matt lacquered

- matt snow white ■ **LS 1969-2 WE WWM**
- matt graphite black ■ **LS 1969-2 WE SWM**

Metal versions

- aluminium ■■ **AL 1969-2 WE**
- stainless steel ■■ **ES 1969-2 WE**
- anthracite (aluminium lacquered) ■■ **AL 1969-2 WE AN**
- dark (aluminium lacquered) ■■ **AL 1969-2 WE D**
- classic brass ■ **ME 1969-2 WE C**
- antique brass ■ **ME 1969-2 WE AT**

Centre plate (snap-on fixing) with inscription field 9 x 58 mm



(with supporting frame, screw fixing only)
for universal modular jack socket ref.-no.: UMA-CAT6A-25
inner dimensions of Keystone mount 15,3 x 19,3 mm
shutter with spring
for 1 socket

Spare part:

Transparent cover with paper inlay ref.-no.: CD 90 NA

Ref.-no.

Thermoplastic (breakproof) high-gloss

- ivory ■■ **LS 1969-1 NA WE**
- white ■■ **LS 1969-1 NA WE WW**
- light grey ■■ **LS 1969-1 NA WE LG**
- black ■■ **LS 1969-1 NA WE SW**

matt lacquered

- matt snow white ■ **LS 1969-1 NA WE WWM**
- matt graphite black ■ **LS 1969-1 NA WE SWM**

for 2 sockets



for modular jack sockets
RADIALL:
modular jack unshielded 6P6C, RJ 12, Cat. 4
(ref.-no. R280MOD804)
modular jack unshielded 8P8C, RJ 45, Cat. 4
(ref.-no. R280MOD805)

modular jack unshielded 8P8C, RJ 45, Cat. 5e (ref.-no. R280MOD807)

Panduit:

keystone jack KJ 88..
keystone jack KJ 588..

Assmann:

module DN-93612 Cat. 6A, shielded, Keystone
module DN-93614

SCHRACK

HSPMRJ6G1A, HSEMRJ6GBA, HSEMRJ6GBS, HSEMRJ6GWA, HSEMRJ6GWS,
HSEMRJ6UWS

Spare part:

Transparent cover with paper inlay ref.-no.: CD 90 NA

Ref.-no.

Thermoplastic (breakproof) high-gloss

- ivory ■■ **LS 1969-2 NA WE**
- white ■■ **LS 1969-2 NA WE WW**
- light grey ■■ **LS 1969-2 NA WE LG**
- black ■■ **LS 1969-2 NA WE SW**

matt lacquered

- matt snow white ■ **LS 1969-2 NA WE WWM**
- matt graphite black ■ **LS 1969-2 NA WE SWM**

Centre plate (snap-on fixing) with inscription field 12 x 55 mm



(with supporting frame, screw fixing only)
for universal modular jack socket ref.-no.: UMA-CAT6A-25
inner dimensions of Keystone mount 15,3 x 19,3 mm
shutter with spring
for 1 socket

Spare part:
Transparent cover ref.-no.: M 20 NA

Ref.-no.

Metal versions

- aluminium ■ ■ **AL 1969-1 NA WE**
- stainless steel ■ ■ **ES 1969-1 NA WE**
- anthracite (aluminium lacquered) ■ ■ **AL 1969-1 NA WE AN**
- dark (aluminium lacquered) ■ ■ **AL 1969-1 NA WE D**
- classic brass ■ **ME 1969-1 NA WE C**
- antique brass ■ **ME 1969-1 NA WE AT**



for 2 sockets

for modular jack sockets
RADIALL:
modular jack unshielded 6P6C, RJ 12, Cat. 4 (ref.-no. R280MOD804)
modular jack unshielded 8P8C, RJ 45, Cat. 4 (ref.-no. R280MOD805)

modular jack unshielded 8P8C, RJ 45, Cat. 5e (ref.-no. R280MOD807)

Panduit:

keystone jack KJ 88..
keystone jack KJ 588..

Assmann:

module DN-93612 Cat. 6A, shielded, Keystone
module DN-93614

SCHRACK

HSPMRJ6G1A, HSEMRJ6GBA, HSEMRJ6GBS, HSEMRJ6GWA, HSEMRJ6GWS,
HSEMRJ6UWS

Spare part:


Transparent cover ref.-no.: M 20 NA

Ref.-no.

Metal versions

- aluminium ■ ■ **AL 1969-2 NA WE**
- stainless steel ■ ■ **ES 1969-2 NA WE**
- anthracite (aluminium lacquered) ■ ■ **AL 1969-2 NA WE AN**
- dark (aluminium lacquered) ■ ■ **AL 1969-2 NA WE D**
- classic brass ■ **ME 1969-2 NA WE C**
- antique brass ■ **ME 1969-2 NA WE AT**

Centre plate (snap-on fixing)



(with supporting frame, screw fixing only)
shutter with spring
inner dimensions of Keystone mount 14,8 x 20,7 mm
for modular jack sockets
TE Connectivity (Tyco Electronics / AMP NETCONNECT)
for cable Ø max. 10 mm:
EMT-jack, Cat. 5e, 180° ref.-no. 0-0188650-5
EMT-jack, Cat. 5e, 90° ref.-no. 0-0188650-6

for cable Ø max. 6.5 mm:
EMT-jack, Cat. 5e, 180° ref.-no. 0-0338038-1
EMT-jack, Cat. 5e, 90° ref.-no. 0-0338038-2
Toolless Jack, Cat. 3 unshielded: ref.-no. 0-1116603-x
Toolless Jack, Cat. 5e unshielded: ref.-no. 0-1116604-x,
Toolless Jack, Cat. 5e shielded: ref.-no. 0-1339015-1
Toolless Jack, Cat. 6 unshielded: ref.-no. 0-1116605-x,
Toolless Jack, Cat. 6 shielded: ref.-no. 0-1339016-1
MTRJ-LWL jack: ref.-no. 1278414-1

for 1 socket

Ref.-no.

Thermoplastic (breakproof) high-gloss

- ivory ■ ■ **LS 1969-15 WE**
- white ■ ■ **LS 1969-15 WE WW**
- light grey ■ ■ **LS 1969-15 WE LG**
- black ■ ■ **LS 1969-15 WE SW**

matt lacquered

- matt snow white ■ **LS 1969-15 WE WWM**
- matt graphite black ■ **LS 1969-15 WE SWM**

Metal versions

- aluminium ■ ■ **AL 1969-15 WE**
- stainless steel ■ ■ **ES 1969-15 WE**
- anthracite (aluminium lacquered) ■ ■ **AL 1969-15 WE AN**
- dark (aluminium lacquered) ■ ■ **AL 1969-15 WE D**
- classic brass ■ **ME 1969-15 WE C**
- antique brass ■ **ME 1969-15 WE AT**

for 2 sockets



Ref.-no.

Thermoplastic (breakproof) high-gloss

- ivory ■ ■ **LS 1969-25 WE**
- white ■ ■ **LS 1969-25 WE WW**
- light grey ■ ■ **LS 1969-25 WE LG**
- black ■ ■ **LS 1969-25 WE SW**

matt lacquered

- matt snow white ■ **LS 1969-25 WE WWM**
- matt graphite black ■ **LS 1969-25 WE SWM**

Metal versions

- aluminium ■ ■ **AL 1969-25 WE**
- stainless steel ■ ■ **ES 1969-25 WE**
- anthracite (aluminium lacquered) ■ ■ **AL 1969-25 WE AN**
- dark (aluminium lacquered) ■ ■ **AL 1969-25 WE D**
- classic brass ■ **ME 1969-25 WE C**
- antique brass ■ **ME 1969-25 WE AT**

Centre plate (snap-on fixing) with inscription field 9 x 58 mm



(with supporting frame, screw fixing only)
shutter with spring
inner dimensions of Keystone mount 14,8 x 20,7 mm
for modular jack sockets
TE Connectivity (Tyco Electronics / AMP NETCONNECT)
for cable Ø max. 10 mm:
EMT-jack, Cat. 5e, 180° ref.-no. 0-0188650-5
EMT-jack, Cat. 5e, 90° ref.-no. 0-0188650-6

for cable Ø max. 6.5 mm:
EMT-jack, Cat. 5e, 180° ref.-no. 0-0338038-1
EMT-jack, Cat. 5e, 90° ref.-no. 0-0338038-2
Toolless Jack, Cat. 3 unshielded: ref.-no. 0-1116603-x
Toolless Jack, Cat. 5e unshielded: ref.-no. 0-1116604-x,
Toolless Jack, Cat. 5e shielded: ref.-no. 0-1339015-1
Toolless Jack, Cat. 6 unshielded: ref.-no. 0-1116605-x,
Toolless Jack, Cat. 6 shielded: ref.-no. 0-1339016-1
MTRJ-LWL jack: ref.-no. 1278414-1
for 1 socket

Spare part:

Transparent cover with paper inlay ref.-no.: CD 90 NA

Ref.-no.

Thermoplastic (breakproof) high-gloss

- ivory ■ ■ **LS 1969-15 NA WE**
- white ■ ■ **LS 1969-15 NA WE WW**
- light grey ■ ■ **LS 1969-15 NA WE LG**
- black ■ ■ **LS 1969-15 NA WE SW**
- matt lacquered**
- matt snow white ■ **LS 1969-15 NA WE WWM**
- matt graphite black ■ **LS 1969-15 NA WE SWM**



for 2 sockets

Spare part:

Transparent cover with paper inlay ref.-no.: CD 90 NA

Ref.-no.

Thermoplastic (breakproof) high-gloss

- ivory ■ ■ **LS 1969-25 NA WE**
- white ■ ■ **LS 1969-25 NA WE WW**
- light grey ■ ■ **LS 1969-25 NA WE LG**
- black ■ ■ **LS 1969-25 NA WE SW**
- matt lacquered**
- matt snow white ■ **LS 1969-25 NA WE WWM**
- matt graphite black ■ **LS 1969-25 NA WE SWM**

Centre plate (snap-on fixing) with inscription field 12 x 55 mm



(with supporting frame, screw fixing only)
shutter with spring
inner dimensions of Keystone mount 14,8 x 20,7 mm
for modular jack sockets
TE Connectivity (Tyco Electronics / AMP NETCONNECT)
for cable Ø max. 10 mm:
EMT-jack, Cat. 5e, 180° ref.-no. 0-0188650-5
EMT-jack, Cat. 5e, 90° ref.-no. 0-0188650-6

for cable Ø max. 6.5 mm:
EMT-jack, Cat. 5e, 180° ref.-no. 0-0338038-1
EMT-jack, Cat. 5e, 90° ref.-no. 0-0338038-2
Toolless Jack, Cat. 3 unshielded: ref.-no. 0-1116603-x
Toolless Jack, Cat. 5e unshielded: ref.-no. 0-1116604-x,
Toolless Jack, Cat. 5e shielded: ref.-no. 0-1339015-1
Toolless Jack, Cat. 6 unshielded: ref.-no. 0-1116605-x,
Toolless Jack, Cat. 6 shielded: ref.-no. 0-1339016-1
MTRJ-LWL jack: ref.-no. 1278414-1
for 1 socket

Spare part:

Transparent cover ref.-no.: M 20 NA

Ref.-no.

Metal versions

- aluminium ■ ■ **AL 1969-15 NA WE**
- stainless steel ■ ■ **ES 1969-15 NA WE**
- anthracite (aluminium lacquered) ■ ■ **AL 1969-15 NA WE AN**
- dark (aluminium lacquered) ■ ■ **AL 1969-15 NA WE D**
- classic brass ■ **ME 1969-15 NA WE C**
- antique brass ■ **ME 1969-15 NA WE AT**



for 2 sockets

Spare part:

Transparent cover ref.-no.: M 20 NA

Ref.-no.

Metal versions

- aluminium ■ ■ **AL 1969-25 NA WE**
- stainless steel ■ ■ **ES 1969-25 NA WE**
- anthracite (aluminium lacquered) ■ ■ **AL 1969-25 NA WE AN**
- dark (aluminium lacquered) ■ ■ **AL 1969-25 NA WE D**
- classic brass ■ **ME 1969-25 NA WE C**
- antique brass ■ **ME 1969-25 NA WE AT**

Centre plate (snap-on fixing)



(with supporting frame, screw fixing only)
shutter with spring
for modular jack Avaya (AT&T)
Cat. 3 RJ 45, M1 series: ref.-no. M1BH..., unshielded,
Cat. 5 RJ 45, MPS100 series: ref.-no. MPS100BH...,
unshielded,
Cat. 6 RJ 45, MGS200 series: GigaSPEED,
ref.-no. MGS200BH..., unshielded

for 2 sockets

Ref.-no.

Thermoplastic (breakproof) high-gloss

- ivory ■ ■ **LS 1969-2 AT**
- white ■ ■ **LS 1969-2 AT WW**
- Metal versions**
- aluminium ■ ■ **AL 1969-2 AT**
- stainless steel ■ ■ **ES 1969-2 AT**

Centre plate (snap-on fixing) with inscription field 9 x 58 mm



(with supporting frame, screw fixing only)
shutter with spring
for modular jack Avaya (AT&T)
Cat. 3 RJ 45, M1 series: ref.-no. M1BH..., unshielded,
Cat. 5 RJ 45, MPS100 series: ref.-no. MPS100BH...,
unshielded,
Cat. 6 RJ 45, MGS200 series: GigaSPEED,
ref.-no. MGS200BH..., unshielded

for 2 sockets

Spare part:

Transparent cover with paper inlay ref.-no.: CD 90 NA

Ref.-no.

Thermoplastic (breakproof) high-gloss

- ivory ■■ LS 1969-2 NA AT
- white ■■ LS 1969-2 NA AT WW

Centre plate (snap-on fixing) with inscription field 12 x 55 mm



(with supporting frame, screw fixing only)
shutter with spring
for modular jack Avaya (AT&T)
Cat. 3 RJ 45, M1 series: ref.-no. M1BH..., unshielded,
Cat. 5 RJ 45, MPS100 series: ref.-no. MPS100BH...,
unshielded,
Cat. 6 RJ 45, MGS200 series: GigaSPEED,
ref.-no. MGS200BH..., unshielded

for 2 sockets

Spare part:

Transparent cover ref.-no.: M 20 NA

Ref.-no.

Metal versions

- aluminium ■■ AL 1969-2 NA AT
- stainless steel ■■ ES 1969-2 NA AT

Centre plate (snap-on fixing) with inscription field 9 x 58 mm



(with supporting frame, screw fixing only)
shutter with spring
for modular jack Radiall: R 280MOD813
for modular jack INFRA +: 7700 U, 7700 D, 7700 E

Spare part:

Transparent cover with paper inlay ref.-no.: CD 90 NA

Ref.-no.

Thermoplastic (breakproof) high-gloss

- ivory ■■ LS 1969-2 NA INF
- white ■■ LS 1969-2 NA INF WW

The modular jack assistant provides an overview of the compatibility of modular jack modules from different manufacturers with JUNG covers:
www.jung-group.com > Service > Modular Jack Assistant

Centre plate with inscription field 9 x 51 mm



for mounting adapter 30° ref.-no.: 3069..

Ref.-no.

Thermoplastic (breakproof) high-gloss

- ivory LS 569-30 BF PL
- white LS 569-30 BF PL WW
- light grey LS 569-30 BF PL LG
- black LS 569-30 BF PL SW

metal colours (thermoplastic lacquered)

- aluminium AL 569-30 BF PL-L
- stainless steel ES 569-30 BF PL-L
- anthracite AL 569-30 BF PL AN L
- classic brass ME 569-30 BF PL C-L
- antique brass ME 569-30 BF PL AT L

Centre plate (screw fixing)



for stereo loudspeaker socket ref.-no.: SLA 2 WW, SLA 2 AN
for 2-gang supporting frame ref.-no.: UMA MA2-KS2 in connection with universal modular jack ref.-no.: UMA-CAT6A-25

Ref.-no.

Thermoplastic (breakproof) high-gloss

- ivory ■■ LS 969 T
- white ■■ LS 969 T WW
- light grey ■■ LS 969 T LG
- black ■■ LS 969 T SW

matt lacquered

- matt snow white ■■ LS 969 T WWM
- matt graphite black ■■ LS 969 T SWM

Metal versions

- aluminium ■■ AL 2969 T
- stainless steel ■■ ES 2969 T
- anthracite (aluminium lacquered) ■■ AL 2969 T AN
- dark (aluminium lacquered) ■■ AL 2969 T D
- chrome ■■ GCR 2969 T
- classic brass ■■ ME 2969 T C
- antique brass ■■ ME 2969 T AT

Centre plate (snap-on fixing)



for USB charger ref.-no.: USB 15 CA WW, USB 15 CA SW,
USB PD60 C WW, USB PD60 C SW

Ref.-no.

Thermoplastic (breakproof) high-gloss

- ivory ■■ LS 1969 USB
- white ■■ LS 1969 USB WW
- light grey ■■ LS 1969 USB LG
- black ■■ LS 1969 USB SW

matt lacquered

- matt snow white ■■ LS 1969 USB WWM
- matt graphite black ■■ LS 1969 USB SWM

Metal versions

- aluminium ■■ AL 1969 USB
- stainless steel ■■ ES 1969 USB
- anthracite (aluminium lacquered) ■■ AL 1969 USB AN
- dark (aluminium lacquered) ■■ AL 1969 USB D
- classic brass ■■ ME 1969 USB C
- antique brass ■■ ME 1969 USB AT

USB charger see page 45

Centre plate



(with supporting frame, screw fixing only)
for D-subminiature socket ref.-no.: D SUB 9
(mounting plate ref.-no. D 9 necessary)
for D-subminiature connector 15-pole
(mounting plate ref.-no. D 15 necessary)
for D-subminiature connector 25-pole
for 1 socket

Ref.-no.

Thermoplastic (breakproof) high-gloss

- ivory LS 994-1
- white LS 994-1 WW
- black LS 994-1 SW

Potential equalisation socket



(with supporting frame, screw fixing only)
with 2 one-pole built-in male sockets according to DIN 42801,
for wires up to 6 mm²

Ref.-no.

Duroplastic (scratch-proof) glossy

- ivory ■ LS 965-2
- white ■ LS 965-2 WW
- light grey ■ LS 965-2 LG
- black ■ LS 965-2 SW

Metal versions

- aluminium ■■ AL 2965-2
- stainless steel ■■ ES 2965-2

Right angle plug



for potential equalisation socket
screw terminal for wires with 4 or 6 mm²

Ref.-no.

65 WIS

LED floor pilot light



with integrated brightness sensor
with screwless terminals for rigid wires up to 2.5 mm²
installation into flush box min. 63 mm (depth)
with white LEDs (colour temperature 3500 K)
power consumption stand-by / ON: 0.3 / 0.5 W
Supporting frame, claws and claw screws are integrated into
the earth protection.

Ref.-no.

Thermoplastic (breakproof) high-gloss

- ivory ■ LS 1539-O LNW
- white ■ LS 1539-O WW LNW
- light grey ■ LS 1539-O LG LNW
- black ■ LS 1539-O SW LNW

matt lacquered

- matt snow white ■ LS 1539-O WWM LNW
- matt graphite black ■ LS 1539-O SWM LNW

metal colours (thermoplastic lacquered)

- aluminium ■ AL 1539-O LNW
- stainless steel ■ ES 1539-O LNW
- anthracite ■■ AL 1539-O AN LNW
- dark ■■ AL 1539-O D LNW
- classic brass ■ ME 1539-O C LNW
- antique brass ■ ME 1539-O AT LNW

LED floor pilot light



with screwless terminals for rigid wires up to 2.5 mm²
installation into flush box min. 63 mm (depth)
with white LEDs (colour temperature 3500 K)
Power consumption (ON): 0.5 W
The LED floor pilot light can be switched via an external
switch.
Supporting frame, claws and claw screws are integrated into
the earth protection.

Ref.-no.

Thermoplastic (breakproof) high-gloss

- ivory ■ LS 1539-OO LNW
- white ■ LS 1539-OO WW LNW
- light grey ■ LS 1539-OO LG LNW
- black ■ LS 1539-OO SW LNW


matt lacquered

- matt snow white ■ LS 1539-OO WWM LNW
- matt graphite black ■ LS 1539-OO SWM LNW

metal colours (thermoplastic lacquered)

- aluminium ■ AL 1539-OO LNW
- stainless steel ■ ES 1539-OO LNW
- anthracite ■■ AL 1539-OO AN LNW
- dark ■■ AL 1539-OO D LNW
- classic brass ■ ME 1539-OO C LNW
- antique brass ■ ME 1539-OO AT LNW

Blank centre plate (snap-on fixing)



(with supporting frame, screw fixing only)
The cover will be installed with snap-on fixing and enables
individual cuttings or drilling holes.

Ref.-no.

Duroplastic (scratch-proof) glossy

- ivory ■ LS 961 B
- white ■ LS 961 B WW

Thermoplastic (breakproof) high-gloss

- ivory ■■ LS 994 B
- white ■■ LS 994 B WW
- light grey ■■ LS 994 B LG
- black ■■ LS 994 B SW

matt lacquered

- matt snow white ■■ LS 994 B WWM
- matt graphite black ■■ LS 994 B SWM

Metal versions

- aluminium ■■ AL 2994 B
- stainless steel ■■ ES 2994 B
- anthracite (aluminium lacquered) ■■ AL 2994 B AN
- dark (aluminium lacquered) ■■ AL 2994 B D
- chrome ■ GCR 2994 B
- gold-coloured ■ GO 2994 B
- classic brass ■ ME 2994 B C
- antique brass ■ ME 2994 B AT

Centre plate



(with supporting frame, screw fixing only)
for commanding appliance with Ø 22.5 mm
e.g. Moeller, Rafi, Schlegel, Lumitas, Kraus-Naimer

With adhesive labels "Notschalter, Heizung, Rauchabzug,
öffnen, Lichtkuppel, Hausalarm, bei Feuer Glas einschlagen –
Knopf drücken"

Ref.-no.

Duroplastic (scratch-proof) glossy

- ivory ■ LS 964
- white ■ LS 964 WW
- yellow ■ LS 964 GE

metal colours (duroplastic lacquered)

- aluminium ■ AL 2964
- anthracite ■■ AL 2964 AN

Metal versions

- stainless steel ■■ ES 2964

Centre plate



for pilot lights ref.-no.: 938-10 U and 938-14 U

	Ref.-no.
Duroplastic (scratch-proof) glossy	
ivory	■ LS 937
white	■ LS 937 WW
light grey	■ LS 937 LG
black	■ LS 937 SW
Metal versions	
aluminium	■ AL 2937
stainless steel	■ ES 2937
anthracite (aluminium lacquered)	■ AL 2937 AN

Sealing gasket



for covers for pilot light ref.-no.: ..537..., ..937..

To obtain the degree of protection IP44 the sealing gasket ref.-no.: 37 D has to be placed into the pilot light centre plate and IP44 frame has to be used.

	Ref.-no.
	■ 37 D

Screw cap



for covers for pilot light ref.-no.: ..537..., ..937..

	Ref.-no.
flat, for lamps up to max. length of 35 mm	
transparent	37.02
red	37.05
green	37.06
yellow	37.07
blue	37.08
high, for lamps up to max. length of 54 mm	
transparent	37
red	37 R
green	37 G
yellow	37 GE
blue	37 BL

Intermediate frame



to install devices with 50 x 50 mm cover (DIN 49075)

	Ref.-no.
Thermoplastic (breakproof) high-gloss	
ivory	LS 961 Z
white	LS 961 Z WW
light grey	LS 961 Z LG
black	LS 961 Z SW
matt lacquered	
matt snow white	LS 961 Z WWM
matt graphite black	LS 961 Z SWM

Intermediate frame



to install devices with CD 500 cover

Combination with push-button sensors and room thermostats is **not** possible.

	Ref.-no.
Thermoplastic (breakproof) high-gloss	
ivory	LS 981 Z
white	LS 981 Z WW
light grey	LS 981 Z LG
black	LS 981 Z SW
matt lacquered	
matt snow white	LS 981 Z WWM
matt graphite black	LS 981 Z SWM

Intermediate frame



to install devices of other manufacturers with 55 x 55 mm cover
Not suitable for devices of the AS / A ranges.

	Ref.-no.
Thermoplastic (breakproof) high-gloss	
ivory	LS 961 Z5
white	LS 961 Z5 WW
black	LS 961 Z5 SW
matt lacquered	
matt snow white	LS 961 Z5 WWM
matt graphite black	LS 961 Z5 SWM
metal colours (thermoplastic lacquered)	
aluminium	AL 2961 Z5-L
stainless steel	ES 2961 Z5-L

Hinged lid with spring



for sockets and devices with 50 x 50 mm cover
Metal versions not suitable for ceiling installation.

	Ref.-no.
Duroplastic (scratch-proof) glossy	
ivory	■ LS 990 KL
white	■ LS 990 KL WW
black	■ LS 990 KL SW
Thermoplastic (breakproof) high-gloss	
ivory	■ ■ LS 990 BFKL
white	■ ■ LS 990 BFKL WW
light grey	■ ■ LS 990 BFKL LG
black	■ ■ LS 990 BFKL SW
green (SV)	■ ■ LS 990 BFKL GN
orange (ZSV)	■ ■ LS 990 BFKL O
red	■ ■ LS 990 BFKL RT
matt lacquered	
matt snow white	■ ■ LS 990 BFKL WWM
matt graphite black	■ ■ LS 990 BFKL SWM
Metal versions	
aluminium	■ ■ AL 2990 KL
stainless steel	■ ■ ES 2990 KL
anthracite (aluminium lacquered)	■ ■ AL 2990 KL AN
dark (aluminium lacquered)	■ ■ AL 2990 KL D
chrome	■ ■ GCR 2990 KL
gold-coloured	■ ■ GO 2990 KL
gold-plated	■ ■ LS 990 KL GGO
classic brass	■ ■ ME 2990 KL C
antique brass	■ ■ ME 2990 KL AT

Hinged lid with spring



with inscription field 9 x 58 mm
for sockets and devices with 50 x 50 mm cover

Spare part:
Transparent cover with paper inlay ref.-no.: CD 90 NA

Ref.-no.

Thermoplastic (breakproof) high-gloss

- ivory ■■ LS 990 BFNAKL
- white ■■ LS 990 BFNAKL WW
- light grey ■■ LS 990 BFNAKL LG
- black ■■ LS 990 BFNAKL SW
- green (SV) ■■ LS 990 BFNAKL GN
- orange (ZSV) ■■ LS 990 BFNAKL O
- red ■■ LS 990 BFNAKL RT

Hinged lid with spring



with inscription field 12 x 55 mm
for sockets and devices with 50 x 50 mm cover
Metal versions not suitable for ceiling installation.

Spare part:
Transparent cover ref.-no.: M 20 NA

Ref.-no.

Metal versions

- aluminium ■■ AL 2990 NAKL
- stainless steel ■■ ES 2990 NAKL
- anthracite (aluminium lacquered) ■■ AL 2990 NAKL AN
- dark (aluminium lacquered) ■■ AL 2990 NAKL D

Hinged lid with spring



with symbol "charger"
for USB charger ref.-no.: USB 15 CA WW, USB 15 CA SW,
USB PD60 C WW, USB PD60 C SW
including centre plate

Ref.-no.

Thermoplastic (breakproof) high-gloss

- ivory LS 990 BFKL USB
- white LS 990 BFKL USB WW
- light grey LS 990 BFKL USB LG
- black LS 990 BFKL USB SW

Metal versions

- aluminium AL 2990 KL USB
- stainless steel ES 2990 KL USB
- anthracite (aluminium lacquered) AL 2990 KL USB AN
- dark (aluminium lacquered) AL 2990 KL USB D
- classic brass ME 2990 KL USB C
- antique brass ME 2990 KL USB AT

Hinged lid with spring



with symbol "plug"
for sockets with 50 x 50 mm cover

Ref.-no.

Thermoplastic (breakproof) high-gloss

- ivory LS 990 BFKL SOC
- white LS 990 BFKL SOC WW
- light grey LS 990 BFKL SOC LG
- black LS 990 BFKL SOC SW

Metal versions

- aluminium AL 2990 KL SOC
- stainless steel ES 2990 KL SOC
- anthracite (aluminium lacquered) AL 2990 KL SOC AN
- dark (aluminium lacquered) AL 2990 KL SOC D
- classic brass ME 2990 KL SOC C
- antique brass ME 2990 KL SOC AT

Hinged lid with spring



with symbol "LAN"
for 2-gang modular jack sockets
IAE/UAE sockets ref.-no.: UAE 2 x 8 UPO, UAE 8-8 UPO
for sockets Cat. 6 ref.-no.: UAE 8-8 UPOK6
including centre plate

Ref.-no.

Thermoplastic (breakproof) high-gloss

- ivory LS 990 BFKL LAN
- white LS 990 BFKL LAN WW
- light grey LS 990 BFKL LAN LG
- black LS 990 BFKL LAN SW

Metal versions

- aluminium AL 2990 KL LAN
- stainless steel ES 2990 KL LAN
- anthracite (aluminium lacquered) AL 2990 KL LAN AN
- dark (aluminium lacquered) AL 2990 KL LAN D
- classic brass ME 2990 KL LAN C
- antique brass ME 2990 KL LAN AT

Sealing gasket



to ensure degree of protection IP44
for all flush-mounted switch/push-button inserts of the
500 range, SCHUKO® sockets with hinged lid, rotary switches
and timer switch inserts
for all devices, covers and frames with blue "IP44 marking"
in some cases with additional gaskets acc. to product
description

Ref.-no.

- 551 WU

Sealing kit for motion detector 2.2 m



for motion detector 2.2 m of the CD and LS ranges

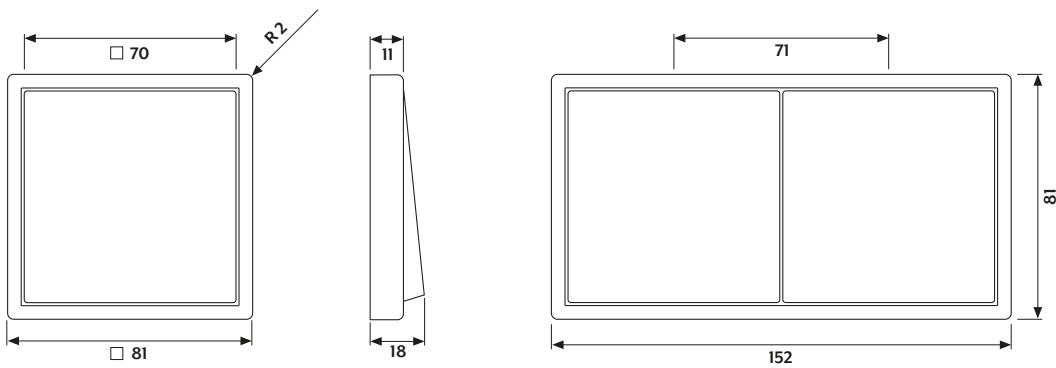
Ref.-no.

- AS CD 50 DS

LS 990



STAINLESS STEEL



Frame edge radius

Duroplastic / stainless steel /
gold / chrome R 2
aluminium / anthracite /
dark / brass R 1.5

Frame size

1-gang	81 mm x 81 mm
2-gang	81 mm x 152 mm
3-gang	81 mm x 223 mm
4-gang	81 mm x 294 mm
5-gang	81 mm x 365 mm

Frame

for horizontal and vertical installation



Ref.-no.

Duroplastic (scratch-proof) glossy ivory

1-gang	81 mm x 81 mm	■ LS 981 W
2-gang	81 mm x 152 mm	■ LS 982 W
3-gang	81 mm x 223 mm	■ LS 983 W
4-gang	81 mm x 294 mm	■ LS 984 W
5-gang	81 mm x 365 mm	■ LS 985 W



Ref.-no.

Duroplastic (scratch-proof) glossy white

1-gang	81 mm x 81 mm	■ LS 981 WW
2-gang	81 mm x 152 mm	■ LS 982 WW
3-gang	81 mm x 223 mm	■ LS 983 WW
4-gang	81 mm x 294 mm	■ LS 984 WW
5-gang	81 mm x 365 mm	■ LS 985 WW



Ref.-no.

Duroplastic (scratch-proof) glossy light grey

1-gang	81 mm x 81 mm	■ LS 981 LG
2-gang	81 mm x 152 mm	■ LS 982 LG
3-gang	81 mm x 223 mm	■ LS 983 LG
4-gang	81 mm x 294 mm	■ LS 984 LG
5-gang	81 mm x 365 mm	■ LS 985 LG



Ref.-no.

Duroplastic (scratch-proof) glossy black

1-gang	81 mm x 81 mm	■ LS 981 SW
2-gang	81 mm x 152 mm	■ LS 982 SW
3-gang	81 mm x 223 mm	■ LS 983 SW
4-gang	81 mm x 294 mm	■ LS 984 SW
5-gang	81 mm x 365 mm	■ LS 985 SW



Ref.-no.

Duroplastic lacquered matt snow white

1-gang	81 mm x 81 mm	■ LS 981 WWM
2-gang	81 mm x 152 mm	■ LS 982 WWM
3-gang	81 mm x 223 mm	■ LS 983 WWM
4-gang	81 mm x 294 mm	■ LS 984 WWM
5-gang	81 mm x 365 mm	■ LS 985 WWM



Ref.-no.

Duroplastic lacquered matt graphite black

1-gang	81 mm x 81 mm	■ LS 981 SWM
2-gang	81 mm x 152 mm	■ LS 982 SWM
3-gang	81 mm x 223 mm	■ LS 983 SWM
4-gang	81 mm x 294 mm	■ LS 984 SWM
5-gang	81 mm x 365 mm	■ LS 985 SWM



Ref.-no.

Duroplastic (scratch-proof) glossy – SILVERPLUS® white

1-gang	81 mm x 81 mm	■ SPLS 981 WW
2-gang	81 mm x 152 mm	■ SPLS 982 WW
3-gang	81 mm x 223 mm	■ SPLS 983 WW
4-gang	81 mm x 294 mm	■ SPLS 984 WW
5-gang	81 mm x 365 mm	■ SPLS 985 WW



Ref.-no.

Metal versions aluminium

1-gang	81 mm x 81 mm	■ AL 2981
2-gang	81 mm x 152 mm	■ AL 2982
3-gang	81 mm x 223 mm	■ AL 2983
4-gang	81 mm x 294 mm	■ AL 2984
5-gang	81 mm x 365 mm	■ AL 2985



Ref.-no.

Metal versions stainless steel

1-gang	81 mm x 81 mm	■ ES 2981
2-gang	81 mm x 152 mm	■ ES 2982
3-gang	81 mm x 223 mm	■ ES 2983
4-gang	81 mm x 294 mm	■ ES 2984
5-gang	81 mm x 365 mm	■ ES 2985

LS range
LS 990



Ref.-no.

Metal versions

anthracite (aluminium lacquered)

1-gang	81 mm x 81 mm	■ AL 2981 AN
2-gang	81 mm x 152 mm	■ AL 2982 AN
3-gang	81 mm x 223 mm	■ AL 2983 AN
4-gang	81 mm x 294 mm	■ AL 2984 AN
5-gang	81 mm x 365 mm	■ AL 2985 AN



Ref.-no.

Metal versions
classic brass

1-gang	81 mm x 81 mm	ME 2981 C
2-gang	81 mm x 152 mm	ME 2982 C
3-gang	81 mm x 223 mm	ME 2983 C
4-gang	81 mm x 294 mm	ME 2984 C
5-gang	81 mm x 365 mm	ME 2985 C



Ref.-no.

Metal versions

dark (aluminium lacquered)

1-gang	81 mm x 81 mm	■ AL 2981 D
2-gang	81 mm x 152 mm	■ AL 2982 D
3-gang	81 mm x 223 mm	■ AL 2983 D
4-gang	81 mm x 294 mm	■ AL 2984 D
5-gang	81 mm x 365 mm	■ AL 2985 D



Ref.-no.

Metal versions
antique brass

1-gang	81 mm x 81 mm	ME 2981 AT
2-gang	81 mm x 152 mm	ME 2982 AT
3-gang	81 mm x 223 mm	ME 2983 AT
4-gang	81 mm x 294 mm	ME 2984 AT
5-gang	81 mm x 365 mm	ME 2985 AT



Ref.-no.

Metal versions
chrome

1-gang	81 mm x 81 mm	GCR 2981
2-gang	81 mm x 152 mm	GCR 2982
3-gang	81 mm x 223 mm	GCR 2983
4-gang	81 mm x 294 mm	GCR 2984
5-gang	81 mm x 365 mm	GCR 2985

Frame 28 mm structure height



**for horizontal and vertical installation
for LS range**

This frame allows flush-mounted devices with a large installation depth to be installed in an existing flat wall box. The frame raises the device supporting frame from the wall to provide an additional 17 mm of installation depth.

Note: Ensure sufficient clearance between the device and the bottom of the flush box (8 mm clearance according to VDE)

Ref.-no.

Thermoplastic (breakproof) high-gloss

white		
1-gang	81 mm x 81 mm	LS 981 HBF WW
2-gang	152 mm x 81 mm	LS 982 HBF WW



Ref.-no.

Metal versions
gold-coloured

1-gang	81 mm x 81 mm	GO 2981
2-gang	81 mm x 152 mm	GO 2982
3-gang	81 mm x 223 mm	GO 2983
4-gang	81 mm x 294 mm	GO 2984
5-gang	81 mm x 365 mm	GO 2985



Ref.-no.

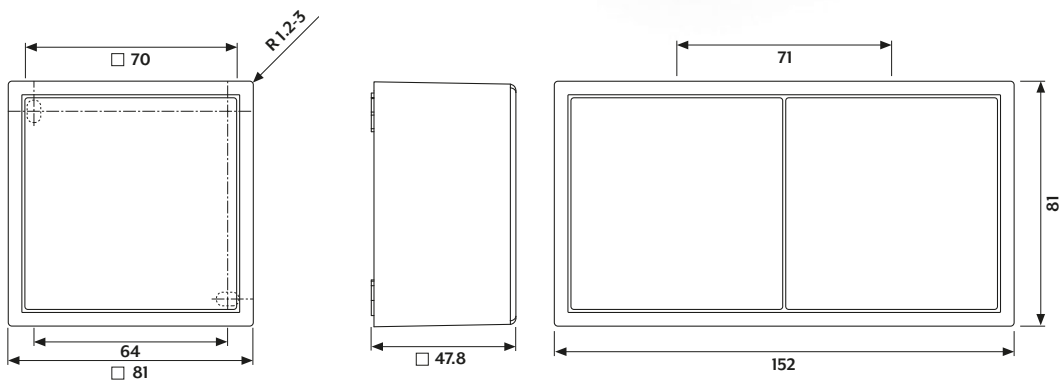
Metal versions
gold-plated

1-gang	81 mm x 81 mm	LS 981 GGO
2-gang	81 mm x 152 mm	LS 982 GGO
3-gang	81 mm x 223 mm	LS 983 GGO
4-gang	81 mm x 294 mm	LS 984 GGO

LS CUBE



MATT SNOW WHITE



Frame edge radius

R1.2-3

Frame size

1-gang	81 x 81 x 47 mm
2-gang	152 x 81 x 47 mm
3-gang	223 x 81 x 47 mm

Surface cap, 1-gang



with integrated frame and non-flammable ground plate for inserts with covers of the LS range (except LS 1912 toggle switches, key switches ref.-no. ...15, 3-level-switch and socket for Switzerland type 13)
81 x 81 x 47 mm
Installation depth max. 34 mm

Ref.-no.

Duroplastic (scratch-proof) glossy

ivory **LS 581 A W**
white **LS 581 A WW**
light grey **LS 581 A LG**
black **LS 581 A SW**

matt lacquered

matt snow white **LS 581 A WWM**
matt graphite black **LS 581 A SWM**

metal colours (duroplastic lacquered)

aluminium **AL 2581 A-L**
stainless steel **ES 2581 A-L**

Surface cap, 2-gang



with integrated frame and non-flammable ground plate for inserts with covers of the LS range (except LS 1912 toggle switches, key switches ref.-no. ...15, 3-level-switch and socket for Switzerland type 13)
152 x 81 x 47 mm
Installation depth max. 34 mm

Ref.-no.

Duroplastic (scratch-proof) glossy

ivory **LS 582 A W**
white **LS 582 A WW**
light grey **LS 582 A LG**
black **LS 582 A SW**

matt lacquered

matt snow white **LS 582 A WWM**
matt graphite black **LS 582 A SWM**

metal colours (duroplastic lacquered)

aluminium **AL 2582 A-L**
stainless steel **ES 2582 A-L**

Surface cap, 3-gang



with integrated frame and non-flammable ground plate for inserts with covers of the LS range (except LS 1912 toggle switches, key switches ref.-no. ...15, 3-level-switch and socket for Switzerland type 13)
223 x 81 x 47 mm
Installation depth max. 34 mm

Ref.-no.

Duroplastic (scratch-proof) glossy

ivory **LS 583 A W**
white **LS 583 A WW**
light grey **LS 583 A LG**
black **LS 583 A SW**

matt lacquered

matt snow white **LS 583 A WWM**
matt graphite black **LS 583 A SWM**

metal colours (duroplastic lacquered)

aluminium **AL 2583 A-L**
stainless steel **ES 2583 A-L**

Mounting box for surface caps



(spare part)

Ref.-no.

1-gang **581 A**
2-gang **582 A**
3-gang **583 A**

Strain relief




for surface caps

for cables 3 x 1.5 mm² up to 5 x 2.5 mm² (Ø 7 up to 13 mm)

Ref.-no.

58 A ZUG

Inlets for cables, pipes and trunkings in surface caps



Ref.-no.

for cable and mini trunking

ivory **11**
white **11 WW**
stone grey **11 SG**
black **11 SW**

for cable duct 15 x 15 mm

ivory **12**
white **12 WW**
stone grey **12 SG**
black **12 SW**

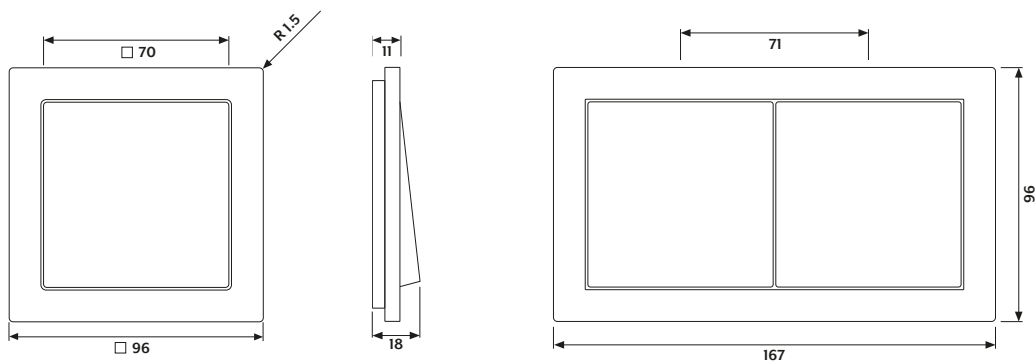
for pipes with outside Ø 16 mm

ivory **13**
white **13 WW**
stone grey **13 SG**
black **13 SW**

LS DESIGN



DARK



Frame edge radius

R1.5

Frame size

1-gang	96 mm x 96 mm
2-gang	96 mm x 167 mm
3-gang	96 mm x 238 mm
4-gang	96 mm x 309 mm
5-gang	96 mm x 380 mm

Frame

for horizontal and vertical installation
for LS range



Ref.-no.

Duroplastic (scratch-proof) glossy ivory

1-gang	96 mm x 96 mm	■	LSD 981 W
2-gang	96 mm x 167 mm	■	LSD 982 W
3-gang	96 mm x 238 mm	■	LSD 983 W
4-gang	96 mm x 309 mm	■	LSD 984 W
5-gang	96 mm x 380 mm	■	LSD 985 W



Ref.-no.

Duroplastic (scratch-proof) glossy white

1-gang	96 mm x 96 mm	■	LSD 981 WW
2-gang	96 mm x 167 mm	■	LSD 982 WW
3-gang	96 mm x 238 mm	■	LSD 983 WW
4-gang	96 mm x 309 mm	■	LSD 984 WW
5-gang	96 mm x 380 mm	■	LSD 985 WW

Thermoplastic (breakproof) high-gloss white

1-gang	96 mm x 96 mm	■ ■	LSD 981 BF WW
2-gang	96 mm x 167 mm	■ ■	LSD 982 BF WW
3-gang	96 mm x 238 mm	■	LSD 983 BF WW



Ref.-no.

Duroplastic (scratch-proof) glossy light grey

1-gang	96 mm x 96 mm	■	LSD 981 LG
2-gang	96 mm x 167 mm	■	LSD 982 LG
3-gang	96 mm x 238 mm	■	LSD 983 LG
4-gang	96 mm x 309 mm	■	LSD 984 LG
5-gang	96 mm x 380 mm	■	LSD 985 LG



Ref.-no.

Duroplastic (scratch-proof) glossy black

1-gang	96 mm x 96 mm	■	LSD 981 SW
2-gang	96 mm x 167 mm	■	LSD 982 SW
3-gang	96 mm x 238 mm	■	LSD 983 SW
4-gang	96 mm x 309 mm	■	LSD 984 SW
5-gang	96 mm x 380 mm	■	LSD 985 SW



Ref.-no.

aluminium

1-gang	96 mm x 96 mm	■ ■	ALD 2981
2-gang	96 mm x 167 mm	■ ■	ALD 2982
3-gang	96 mm x 238 mm	■	ALD 2983

aluminium (duroplastic lacquered)

4-gang	96 mm x 309 mm	■	ALD 2984-L
5-gang	96 mm x 380 mm	■	ALD 2985-L



Ref.-no.

stainless steel

1-gang	96 mm x 96 mm	■ ■	ESD 2981
2-gang	96 mm x 167 mm	■ ■	ESD 2982
3-gang	96 mm x 238 mm	■	ESD 2983

stainless steel (duroplastic lacquered)

4-gang	96 mm x 309 mm	■	ESD 2984-L
5-gang	96 mm x 380 mm	■	ESD 2985-L



Ref.-no.

anthracite (aluminium lacquered)

1-gang	96 mm x 96 mm	■ ■	ALD 2981 AN
2-gang	96 mm x 167 mm	■ ■	ALD 2982 AN
3-gang	96 mm x 238 mm	■ ■	ALD 2983 AN



Ref.-no.

dark (aluminium lacquered)

1-gang	96 mm x 96 mm	■ ■	ALD 2981 D
2-gang	96 mm x 167 mm	■ ■	ALD 2982 D
3-gang	96 mm x 238 mm	■ ■	ALD 2983 D



Ref.-no.

chrome

1-gang	96 mm x 96 mm	■	GCRD 2981
2-gang	96 mm x 167 mm	■	GCRD 2982
3-gang	96 mm x 238 mm	■	GCRD 2983



Ref.-no.

classic brass

1-gang	96 mm x 96 mm	■	MED 2981 C
2-gang	96 mm x 167 mm	■	MED 2982 C
3-gang	96 mm x 238 mm	■	MED 2983 C



Ref.-no.

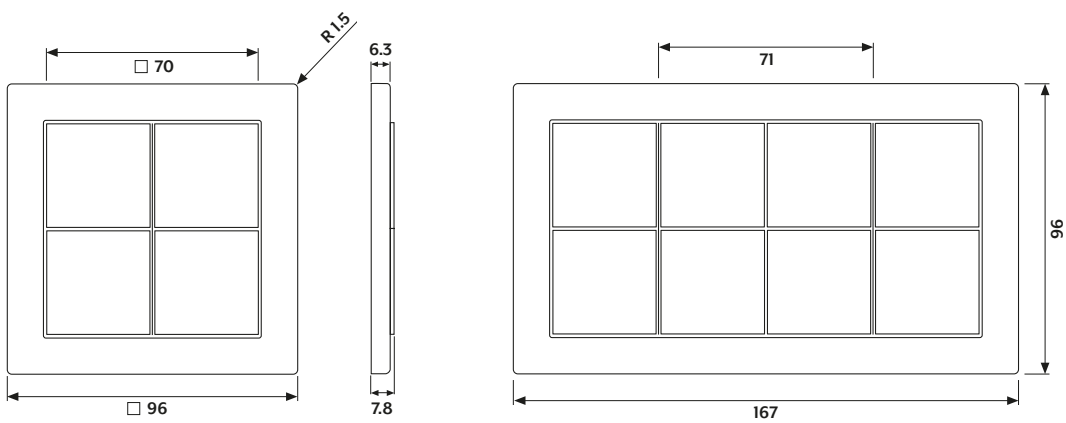
antique brass

1-gang	96 mm x 96 mm	■	MED 2981 AT
2-gang	96 mm x 167 mm	■	MED 2982 AT
3-gang	96 mm x 238 mm	■	MED 2983 AT

FLAT DESIGN



ALUMINIUM



Frame edge radius

R1.5

Frame size


1-gang	96 mm x 96 mm
2-gang	96 mm x 167 mm
3-gang	96 mm x 238 mm

Frame

for horizontal and vertical installation

suitable for:

- Modules F 40 (ref.-no.: 4.. TSM, 4.. TSEM, 4093 KRM TS D, 429 D 1ST)
- Modules F 50 (ref.-no.: LS 5.. TSM, LS 5.. TSEM, LS 5.. ST)
- Sensor module JUNG bus (ref.-no.: SM 1608)
- Smart Radio (ref.-no.: DAB ..)
- Loudspeaker module (ref.-no.: LSM .. 4 ..)
- Modules for door communication (ref.-no.: SI AI .., SI VI .., SI AM .., SI VM .., SI TM ..)



Ref.-no.



Ref.-no.

stainless steel

- 1-gang, 96 x 96 x 6.3 mm
- 2-gang, 96 x 167 x 6.3 mm
- 3-gang, 96 x 238 x 6.3 mm


- ■ **FD 981 W**
- ■ **FD 982 W**
- **FD 983 W**

Thermoplastic (breakproof) high-gloss

ivory

- 1-gang, 96 x 96 x 6.3 mm
- 2-gang, 96 x 167 x 6.3 mm
- 3-gang, 96 x 238 x 6.3 mm

- ■ **FD 981 W**
- ■ **FD 982 W**
- **FD 983 W**



Ref.-no.

anthracite (aluminium lacquered)

- 1-gang, 96 x 96 x 6.3 mm
- 2-gang, 96 x 167 x 6.3 mm
- 3-gang, 96 x 238 x 6.3 mm

- ■ **FDAL 2981 AN**
- ■ **FDAL 2982 AN**
- ■ **FDAL 2983 AN**



Ref.-no.

white

- 1-gang, 96 x 96 x 6.3 mm
- 2-gang, 96 x 167 x 6.3 mm
- 3-gang, 96 x 238 x 6.3 mm

- ■ **FD 981 WW**
- ■ **FD 982 WW**
- **FD 983 WW**



Ref.-no.

dark (aluminium lacquered)

- 1-gang, 96 x 96 x 6.3 mm
- 2-gang, 96 x 167 x 6.3 mm
- 3-gang, 96 x 238 x 6.3 mm

- ■ **FDAL 2981 D**
- ■ **FDAL 2982 D**
- ■ **FDAL 2983 D**



Ref.-no.

light grey

- 1-gang, 96 x 96 x 6.3 mm
- 2-gang, 96 x 167 x 6.3 mm
- 3-gang, 96 x 238 x 6.3 mm

- ■ **FD 981 LG**
- ■ **FD 982 LG**
- **FD 983 LG**



Ref.-no.

classic brass

- 1-gang, 96 x 96 x 6.3 mm
- 2-gang, 96 x 167 x 6.3 mm
- 3-gang, 96 x 238 x 6.3 mm

- **FDME 2981 C**
- **FDME 2982 C**
- **FDME 2983 C**



Ref.-no.

black

- 1-gang, 96 x 96 x 6.3 mm
- 2-gang, 96 x 167 x 6.3 mm
- 3-gang, 96 x 238 x 6.3 mm

- ■ **FD 981 SW**
- ■ **FD 982 SW**
- **FD 983 SW**



Ref.-no.

antique brass

- 1-gang, 96 x 96 x 6.3 mm
- 2-gang, 96 x 167 x 6.3 mm
- 3-gang, 96 x 238 x 6.3 mm

- **FDME 2981 AT**
- **FDME 2982 AT**
- **FDME 2983 AT**



Ref.-no.

Intermediate frame



for the installation of SCHUKO® sockets and other devices of the LS range (except switch/push-button inserts, radio transmitter modules, devices with LED floor pilot light) into the frames FD.. 981.. – FD.. 983..

Ref.-no.


FD 981 Z

aluminium

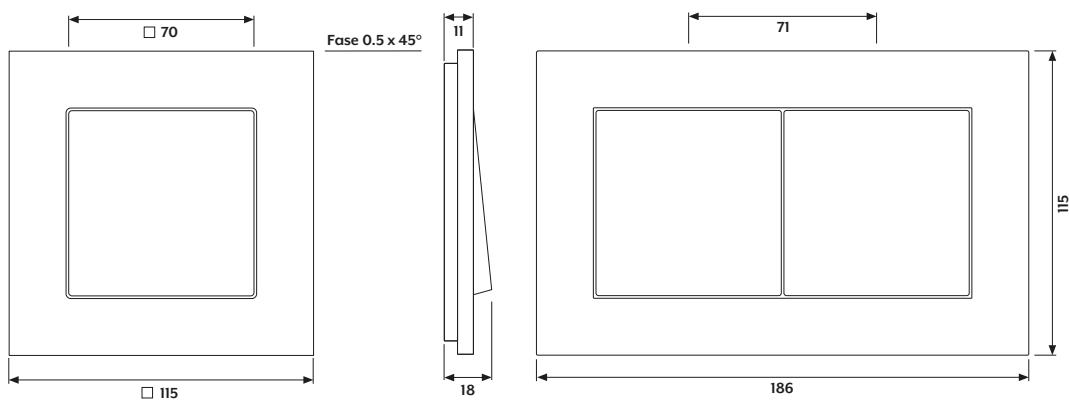
- 1-gang, 96 x 96 x 6.3 mm
- 2-gang, 96 x 167 x 6.3 mm
- 3-gang, 96 x 238 x 6.3 mm

- ■ **FDAL 2981**
- ■ **FDAL 2982**
- **FDAL 2983**

LS PLUS



WHITE WITH GLASS FRAME



Frame edge radius

Fase 0.5 x 45°

Frame size

1-gang	115 mm x 115 mm
2-gang	115 mm x 186 mm
3-gang	115 mm x 257 mm
4-gang	115 mm x 328 mm
5-gang	115 mm x 399 mm

Glass frame

for horizontal and vertical installation
for LS range



Ref.-no.

soft white

- 1-gang, 115 x 115 x 11 mm
- 2-gang, 115 x 186 x 11 mm
- 3-gang, 115 x 257 x 11 mm
- 4-gang, 115 x 328 x 11 mm
- 5-gang, 115 x 399 x 11 mm

- LSP 981 GLAS**
- LSP 982 GLAS**
- LSP 983 GLAS**
- LSP 984 GLAS**
- LSP 985 GLAS**



Ref.-no.

white

- 1-gang, 115 x 115 x 11 mm
- 2-gang, 115 x 186 x 11 mm
- 3-gang, 115 x 257 x 11 mm
- 4-gang, 115 x 328 x 11 mm
- 5-gang, 115 x 399 x 11 mm

- LSP 981 GL WW**
- LSP 982 GL WW**
- LSP 983 GL WW**
- LSP 984 GL WW**
- LSP 985 GL WW**



Ref.-no.

black

- 1-gang, 115 x 115 x 11 mm
- 2-gang, 115 x 186 x 11 mm
- 3-gang, 115 x 257 x 11 mm
- 4-gang, 115 x 328 x 11 mm
- 5-gang, 115 x 399 x 11 mm

- LSP 981 GL SW**
- LSP 982 GL SW**
- LSP 983 GL SW**
- LSP 984 GL SW**
- LSP 985 GL SW**

Metal adapter

for rectangular Italian wall boxes



Ref.-no.

1980 APM

Les Couleurs[®] Le Corbusier



SWITCH IN 32090 ROUGE VERMILLON 31

The unique colour system “Polychromie Architecturale” from Le Corbusier still captivates today due to its remarkable combination capability and impressive colour depth. Exclusively throughout the world, JUNG is providing its classic LS 990 design in the 63 Les Couleurs[®] Le Corbusier colours.

Production with a system

The exclusive LS 990 range in the colours of Les Couleurs® Le Corbusier is hand-lacquered and made to order. Covers and frames form the basis for the paintable parts. Each item is ordered using its own reference number. Complete the item code with the respective three-digit JUNG colour code. Together these form the complete reference number. The hand-lacquered units are manufactured to order. The delivery time is ten weeks after receipt of order.

SWITCH IN

32141 OMBRE NATURELLE MOYENNE


ITEM IDENTIFICATION	ITEM CODE	+ JUNG COLOUR CODE	= REFERENCE NUMBER
2-gang rocker	LC995 ...	+ 242	= LC995242
1-gang frame	LC981 ...	+ 242	= LC981242



ROTARY DIMMER IN

4320C ROSE VIF


ITEM IDENTIFICATION	ITEM CODE	+ JUNG COLOUR CODE	= REFERENCE NUMBER
Cover for rotary dimmer	LC1740 ...	+ 246	= LC1740246
1-gang frame	LC981 ...	+ 246	= LC981246



KNX F 50 PUSH-BUTTON IN

32031 CÉRULÉEN VIF

ITEM IDENTIFICATION	ITEM CODE	+ JUNG COLOUR CODE	= REFERENCE NUMBER
2-gang cover kit, F 50	LC502TSA ...	+ 212	= LC502TSA212
Design cover, F 50	LC50NA ...	+ 212	= LC50NA212
1-gang frame	LC981 ...	+ 212	= LC981212



































SCHUKO® SOCKET IN






























4320U GRIS FONCÉ 59

ITEM IDENTIFICATION	ITEM CODE	+ JUNG COLOUR CODE	= REFERENCE NUMBER
SCHUKO® socket, Safety+	LC1520KI ...	+ 262	= LC1520KI262
1-gang frame	LC981 ...	+ 262	= LC981262



The 63 JUNG colour codes

COLOUR	NAME	LE CORBUSIER® NUMBER	COLOUR CODE
	blanc	32001	201
	gris foncé 31	32010	202
	gris 31	32011	203
	gris moyen	32012	204
	gris clair 31	32013	205
	bleu outremer 31	32020	206
	outremer moyen	32021	207
	outremer clair	32022	208
	outremer pâle	32023	209
	outremer gris	32024	210
	bleu céruléen 31	32030	211
	céruléen vif	32031	212
	céruléen moyen	32032	213
	céruléen clair	32033	214
	céruléen pâle	32034	215
	vert anglais	32040	216
	vert anglais clair	32041	217
	vert anglais pâle	32042	218
	vert foncé	32050	219
	vert 31	32051	220
	vert clair	32052	221
	vert jaune clair	32053	222
	ocre	32060	223
	orange	32080	224
	orange clair	32081	225
	orange pâle	32082	226
	rouge vermillon 31	32090	227
	rose pâle	32091	228
	rouge carmin	32100	229
	rouge rubia	32101	230
	rose clair	32102	231
	l'ocre rouge	32110	232

COLOUR	NAME	LE CORBUSIER® NUMBER	COLOUR CODE
	l'ocre rouge moyen	32111	233
	l'ocre rouge clair	32112	234
	terre sienne brûlée 31	32120	235
	terre sienne brique	32121	236
	terre sienne claire 31	32122	237
	terre sienne pâle	32123	238
	terre d'ombre brûlée 31	32130	239
	ombre brûlée claire	32131	240
	ombre naturelle 31	32140	241
	ombre naturelle moyenne	32141	242
	ombre naturelle claire	32142	243
	rouge vermillon 59	4320A	244
	blanc ivoire	4320B	245
	rose vif	4320C	246
	terre sienne brûlée 59	4320D	247
	noir d'ivoire	4320E	248
	vert olive vif	4320F	249
	vert 59	4320G	250
	gris 59	4320H	251
	terre d'ombre brûlée 59	4320J	252
	bleu outremer 59	4320K	253
	ocre jaune clair	4320L	254
	le rubis	4320M	255
	bleu céruléen 59	4320N	256
	gris clair 59	4320O	257
	terre sienne claire 59	4320P	258
	ombre naturelle 59	4320R	259
	orange vif	4320S	260
	bleu outremer foncé	4320T	261
	gris foncé 59	4320U	262
	le jaune vif	4320W	263

1-gang rocker



for switch ref.-no.: 501 U, 502 U, 503 U, 506 U, 507 U,
501-20 U, 506-20 U, 507-20 U
for push-button ref.-no.: 531 U, 532 U, 533 U, 533-2 U
for multi push-button ref.-no.: 531-41 U
in combination with multi push-button no IP44 possible

Ref.-no.

matt lacquered

Les Couleurs® Le Corbusier



LC 990 ...

1-gang rocker with inscription field 9 x 58 mm



for switch ref.-no.: 501 U, 502 U, 503 U, 506 U, 507 U,
501-20 U, 506-20 U, 507-20 U
for push-button ref.-no.: 531 U, 532 U, 533 U, 533-2 U
for multi push-button ref.-no.: 531-41 U
in combination with multi push-button no IP44 possible

Ref.-no.

matt lacquered

Les Couleurs® Le Corbusier



LC 990 NA ...

Spare part:

Transparent cover with paper inlay ref.-no.: CD 90 NA

1-gang rocker with lens



for switch with indicator light ref.-no.: 502 KOU, 503 KOU,
506 KOU, 501-20 KOU, 502-20 KOU, 506-20 KOU
for push-button ref.-no.: 531 U, 533 U, 533-2 U, 534 U

Ref.-no.

matt lacquered

Les Couleurs® Le Corbusier



LC 990 KO5 ...

1-gang rocker with arrow symbols



for multi push-button ref.-no.: 531-41 U
in combination with multi push-button no IP44 possible

Ref.-no.

matt lacquered

Les Couleurs® Le Corbusier

LC 990 P ...

2-gang rocker



for switch ref.-no.: 505 U, 509 U, 505-20 U, 509-20 U
for push-button ref.-no.: 535 U, 539 U
for multi push-button ref.-no.: 532-4 U (not metal versions)
in combination with multi push-button no IP44 possible

Ref.-no.

matt lacquered

Les Couleurs® Le Corbusier



LC 995 ...

2-gang rocker with lens



for switch ref.-no.: 505 U 5
for switch with indicator light ref.-no.: 505 KOU 5
for push-button ref.-no.: 535 U 5

Ref.-no.

matt lacquered

Les Couleurs® Le Corbusier



LC 995 KO5 ...

2-gang rocker with arrow symbols



for blind switch ref.-no.: 509 VU
for blind push-button ref.-no.: 539 VU

Ref.-no.

matt lacquered

Les Couleurs® Le Corbusier

LC 995 P ...

3-gang rocker



for 3-gang switch ref.-no.: 5306 EU

Ref.-no.


matt lacquered

Les Couleurs® Le Corbusier



LC 993 BF ...

Centre plate with toggle lever "cylinder"



for 1-gang toggle switch ref.-no.: K 501 EU, K 506 EU,
K 507 EU
for 1-gang toggle push-button ref.-no.: K 531 EU, K 533 EU
for toggle multi push-button ref.-no.: K 531-41 EU
1 toggle lever
1-gang

Ref.-no.

matt lacquered

Les Couleurs® Le Corbusier



LC 12-0 R 0 ...

Centre plate with toggle lever "cylinder"



for 1-gang toggle switch ref.-no.: K 501 EU, K 506 EU,
K 507 EU
for 1-gang toggle push-button ref.-no.: K 531 EU, K 533 EU
for toggle multi push-button ref.-no.: K 531-41 EU
2 x 1 toggle lever
2-gang horizontal

Ref.-no.

matt lacquered

Les Couleurs® Le Corbusier



LC 12-200 R 0 ...

Centre plate with toggle lever "cylinder"



for 1-gang toggle switch ref.-no.: K 501 EU, K 506 EU, K 507 EU
for 1-gang toggle push-button ref.-no.: K 531 EU, K 533 EU
for toggle multi push-button ref.-no.: K 531-41 EU
2 x 1 toggle lever
2-gang vertical


Ref.-no.

matt lacquered

Les Couleurs® Le Corbusier

■ **LC 12-20 R 0 ...**

Centre plate with toggle lever "cylinder"



for 2-gang toggle switch ref.-no.: K 505 EU, K 509 EU
for 2-gang toggle push-button ref.-no.: K 535 EU
for toggle multi push-button ref.-no.: K 532-4 EU
2 toggle levers
1-gang

Ref.-no.

matt lacquered

Les Couleurs® Le Corbusier

■ **LC 12-5 R 0 ...**

Centre plate with toggle lever "cylinder"



for 2-gang toggle switch ref.-no.: K 505 EU, K 509 EU
for 2-gang toggle push-button ref.-no.: K 535 EU
for toggle multi push-button ref.-no.: K 532-4 EU
2 x 2 toggle levers
2-gang horizontal

Ref.-no.

matt lacquered

Les Couleurs® Le Corbusier

■ **LC 12-250 R 0 ...**

Centre plate with toggle lever "cylinder"



for 2-gang toggle switch ref.-no.: K 505 EU, K 509 EU
for 2-gang toggle push-button ref.-no.: K 535 EU
for toggle multi push-button ref.-no.: K 532-4 EU
2 x 2 toggle levers
2-gang vertical


Ref.-no.

matt lacquered

Les Couleurs® Le Corbusier

■ **LC 12-25 R 0 ...**

Centre plate with toggle lever "cylinder"



with arrow symbols
for 2-gang toggle blind switch ref.-no.: K 509 VEU
for 2-gang toggle blind push-button ref.-no.: K 539 VEU
2 toggle levers
1-gang

Ref.-no.

matt lacquered

Les Couleurs® Le Corbusier

LC 12-5 P R 0 ...

Key card holder



for push-button ref.-no.: 531 U, 532 U, 533 U, 534 U

Installation note: No plaster compensation possible. Insert must be mounted flush with the wall. Supporting frame must be on top of wallpaper.

Ref.-no.

matt lacquered

Les Couleurs® Le Corbusier

LC 590 CARD ...

Centre plate with knob



for rotary switch ref.-no.: 1101-4, 1101-20
for timer switch ref.-no.: 11015, 11120-20
for rotary blind switch ref.-no.: 1234.10, 1234.20

also for volume control WHD type: LST..JU UP and LR..JU UP and for program selection WHD type: PRO 3 JU..

Ref.-no.

matt lacquered

Les Couleurs® Le Corbusier

■ **LC 1941 ...**

SCHUKO® socket 16 A / 250 V ~



with screwless terminals for rigid and untreated flexible wires up to 2.5 mm²
without claws: ref.-no. with additional "N", e.g.: ..1520 N..
with screw terminals: ref.-no. ..1521..
Supporting frame, claws and claw screws are integrated into the earth protection.

Ref.-no.

matt lacquered

Les Couleurs® Le Corbusier

■ **LC 1520 ...**

SCHUKO® socket 16 A / 250 V ~



with screw terminals for rigid and flexible wires up to 2.5 mm²
without claws: ref.-no. with additional "N", e.g.: ..1521 N..
Supporting frame, claws and claw screws are integrated into the earth protection.

Ref.-no.

matt lacquered

Les Couleurs® Le Corbusier

■ **LC 1521 ...**

SCHUKO® socket 16 A / 250 V ~



with enhanced contact protection / shutter (Safety Plus)
with screwless terminals for rigid and untreated flexible wires up to 2.5 mm²
without claws: ref.-no. with additional "N", e.g.: ..1520 N..
Supporting frame, claws and claw screws are integrated into the earth protection.

Ref.-no.

matt lacquered

Les Couleurs® Le Corbusier

■ **LC 1520 KI ...**

SCHUKO® socket 16 A / 250 V ~



with enhanced contact protection / shutter (Safety Plus)
with screw terminals for rigid and flexible wires up to 2.5 mm²
without claws: ref.-no. with additional "N", e.g.: ..1521 N..
Supporting frame, claws and claw screws are integrated into the earth protection.

Ref.-no.

matt lacquered

Les Couleurs® Le Corbusier ■ **LC 1521 KI ...**

SCHUKO® socket 16 A / 250 V ~



with hinged lid (with spring)
with screwless terminals for rigid and untreated flexible wires up to 2.5 mm²
without claws: ref.-no. with additional "N", e.g.: ..1520 N..
with screw terminals: ref.-no. ..1521..
Supporting frame, claws and claw screws are integrated into the earth protection.

Ref.-no.

matt lacquered

Les Couleurs® Le Corbusier ■ **LC 1520 BFKL ...**

SCHUKO® socket 16 A / 250 V ~



with hinged lid (with spring)
with enhanced contact protection / shutter (Safety Plus)
with screwless terminals for rigid and untreated flexible wires up to 2.5 mm²
without claws: ref.-no. with additional "N", e.g.: ..1520 N..
with screw terminals: ref.-no. ..1521..
Supporting frame, claws and claw screws are integrated into the earth protection.

Ref.-no.

matt lacquered

Les Couleurs® Le Corbusier ■ **LC 1520 BFKIKL ...**

SCHUKO® socket 16 A / 250 V ~



with hinged lid (with spring)
with enhanced contact protection / shutter (Safety Plus)
with screw terminals for rigid and flexible wires up to 2.5 mm²
without claws: ref.-no. with additional "N", e.g.: ..1521 N..
Supporting frame, claws and claw screws are integrated into the earth protection.

Ref.-no.

Duroplastic (scratch-proof) glossy

Les Couleurs® Le Corbusier ■ **LC 1521 BF KIKL ...**

SCHUKO® socket 16 A / 250 V ~



with hinged lid (with spring)
with inscription field 9 x 58 mm
with enhanced contact protection / shutter (Safety Plus)
with screwless terminals for rigid and untreated flexible wires up to 2.5 mm²
without claws: ref.-no. with additional "N", e.g.: ..1520 N..
with screw terminals: ref.-no. ..1521..
Supporting frame, claws and claw screws are integrated into the earth protection.

Spare part:

Transparent cover with paper inlay ref.-no.: CD 90 NA

Ref.-no.

matt lacquered

Les Couleurs® Le Corbusier ■ **LC 1520 BFNAKL ...**

SCHUKO® socket with USB charger



with enhanced contact protection / shutter (Safety Plus)
with 1 USB port type A
with quick charge function (JUNG Quick Charge®)
with screwless terminals for rigid and untreated flexible wires up to 2.5 mm²
Installation in flush box with dimensions according to DIN 49073
depth of flush box (inner dimension): min. 57 mm

Ref.-no.

matt lacquered

Les Couleurs® Le Corbusier ■ **LC 1520-18 A ...**

SCHUKO® socket with USB charger



with enhanced contact protection / shutter (Safety Plus)
with 1 USB port type C
with quick charge function (JUNG Quick Charge®)
with screwless terminals for rigid and untreated flexible wires up to 2.5 mm²
Installation in flush box with dimensions according to DIN 49073
depth of flush box (inner dimension): min. 57 mm

Ref.-no.

matt lacquered

Les Couleurs® Le Corbusier ■ **LC 1520-18 C ...**

SCHUKO® socket with USB charger



with enhanced contact protection / shutter (Safety Plus)
with 1 USB port type A and 1 USB port type C
with screwless terminals for rigid and untreated flexible wires up to 2.5 mm²
Installation in flush box with dimensions according to DIN 49073
depth of flush box (inner dimension): min. 57 mm

Ref.-no.

matt lacquered

Les Couleurs® Le Corbusier ■ **LC 1520-15 CA ...**

SCHUKO® socket 16 A / 250 V ~



with LED floor pilot light
with integrated brightness sensor
with enhanced contact protection / shutter (Safety Plus)
with screwless terminals for rigid wires up to 2.5 mm²
installation into flush box min. 63 mm (depth)
with white LEDs (colour temperature 3500 K)
power consumption stand-by / ON: 0.3 / 0.5 W
Supporting frame, claws and claw screws are integrated into the earth protection.

Ref.-no.

matt lacquered

Les Couleurs® Le Corbusier ■ **LC 1520-O LNW ...**

JUNG HOME SCHUKO® socket



with enhanced contact protection / shutter (Safety Plus)
with screw terminals for rigid and flexible wires up to 2.5 mm²
Supporting frame, claws and claw screws are integrated into the earth protection.

Ref.-no.

matt lacquered

Les Couleurs® Le Corbusier ■ **BT LC 1521 S ...**

JUNG HOME SCHUKO® socket Energy



with enhanced contact protection / shutter (Safety Plus)
with screw terminals for rigid and flexible wires up to 2.5 mm²
Supporting frame, claws and claw screws are integrated into the earth protection.

Ref.-no.

matt lacquered

Les Couleurs® Le Corbusier

■ **BT LC 1521 SE ...**

Centre plate



for socket insert, French/Belgian system, ref.-no.:
1520 ..F EINS, 1521 ..F EINS
with enhanced contact protection / shutter (Safety Plus)

Ref.-no.

matt lacquered

Les Couleurs® Le Corbusier

■ **LC 1521 FKI PL-1 ...**

Socket, French/Belgian system, with USB charger



2-pole + male earth pin, 16 A / 250 V ~
CEE 7/5
with enhanced contact protection / shutter (Safety Plus)
with 1 USB port type A
with quick charge function (JUNG Quick Charge®)
with screwless terminals for rigid and untreated flexible wires up to 2.5 mm²

Installation in flush box with dimensions according to DIN 49073
depth of flush box (inner dimension): min. 57 mm

Ref.-no.

matt lacquered

Les Couleurs® Le Corbusier

■ **LC 1520 F-18 A ...**

Socket, French/Belgian system, with USB charger



2-pole + male earth pin, 16 A / 250 V ~
CEE 7/5
with enhanced contact protection / shutter (Safety Plus)
with 1 USB port type C
with quick charge function (JUNG Quick Charge®)
with screwless terminals for rigid and untreated flexible wires up to 2.5 mm²

Installation in flush box with dimensions according to DIN 49073
depth of flush box (inner dimension): min. 57 mm

Ref.-no.

matt lacquered

Les Couleurs® Le Corbusier

■ **LC 1520 F-18 C ...**

Socket, French/Belgian system, with USB charger



2-pole + male earth pin, 16 A / 250 V ~
CEE 7/5
with enhanced contact protection / shutter (Safety Plus)
with 1 USB port type A and 1 USB port type C
with screwless terminals for rigid and untreated flexible wires up to 2.5 mm²
Installation in flush box with dimensions according to
DIN 49073

depth of flush box (inner dimension): min. 57 mm

Ref.-no.

matt lacquered

Les Couleurs® Le Corbusier

■ **LC 1520 F-15 CA ...**

JUNG HOME socket, French/Belgian system



2-pole + male earth pin, 16 A / 250 V ~
CEE 7/5
with enhanced contact protection / shutter (Safety Plus)
with screw terminals for rigid and flexible wires up to 2.5 mm²
Supporting frame, claws and claw screws are integrated into the earth protection.

Ref.-no.

matt lacquered

Les Couleurs® Le Corbusier

■ **BT LC 1521 F S ...**

JUNG HOME socket Energy, French/Belgian system



2-pole + male earth pin, 16 A / 250 V ~
CEE 7/5
with enhanced contact protection / shutter (Safety Plus)
with screw terminals for rigid and flexible wires up to 2.5 mm²
Supporting frame, claws and claw screws are integrated into the earth protection.

Ref.-no.

matt lacquered

Les Couleurs® Le Corbusier

■ **BT LC 1521 F SE ...**

Socket, US NEMA system



15 A, 125 V ~, 5-15R, 2-pole + earth
with screw terminals for rigid and flexible wires up to 4 mm²
acc. to US-NEMA

Ref.-no.

matt lacquered

Les Couleurs® Le Corbusier

■ **LC 521-15 ...**

Centre plate with knob



for rotary dimmer ref.-no.: 1730 DD, 1731 DD, 211 GDE
for satellite dimmer ref.-no.: 1733 DNE
for rotary controller 1-10 V ref.-no.: 240-10
for DALI rotary controllers ref.-no.: 1740 DSTE, 1741 DSTE,
1745 DSTE, 1746 DSTE
for speed regulator ref.-no.: 1735 DS

Ref.-no.

matt lacquered

Les Couleurs® Le Corbusier

■ **LC 1740 ...**

Centre plate with knob and lens



for KNX rotary sensor ref.-no.: DS 4092 TS

Ref.-no.

matt lacquered

Les Couleurs® Le Corbusier

■ **LC 1940 KO5 ...**

JUNG HOME push-button 1-gang



for inserts "blinds" ref.-no.: 1730 JE and 1731 JE
for inserts "light" ref.-no.: 1701 SE, 1701 PSE, 1704 ESE,
1702 SE, 1710 DE, 1711 DE, 1712 DE, 1713 DSTE, 1723 NE

Ref.-no.

matt lacquered

Les Couleurs® Le Corbusier

■ **BT LC 17101 ...**

JUNG HOME push-button 1-gang with arrow symbols



for inserts "blinds" ref.-no.: 1730 JE and 1731 JE
for inserts "light" ref.-no.: 1701 SE, 1701 PSE, 1704 ESE,
1702 SE, 1710 DE, 1711 DE, 1712 DE, 1713 DSTE, 1723 NE

Ref.-no.

matt lacquered

Les Couleurs® Le Corbusier

■ **BT LC 17101 P ...**

JUNG HOME push-button 2-gang



for inserts "blinds" ref.-no.: 1730 JE and 1731 JE
for inserts "light" ref.-no.: 1701 SE, 1701 PSE, 1704 ESE,
1702 SE, 1710 DE, 1711 DE, 1712 DE, 1713 DSTE, 1723 NE

Ref.-no.

matt lacquered

Les Couleurs® Le Corbusier

■ **BT LC 17102 ...**

JUNG HOME push-button 2-gang with arrow symbols



for inserts "blinds" ref.-no.: 1730 JE and 1731 JE
for inserts "light" ref.-no.: 1701 SE, 1701 PSE, 1704 ESE,
1702 SE, 1710 DE, 1711 DE, 1712 DE, 1713 DSTE, 1723 NE

Ref.-no.

matt lacquered

Les Couleurs® Le Corbusier

■ **BT LC 17102 P ...**

eNet push-button standard 1-gang



for inserts "blinds" ref.-no.: 1730 JE and 1731 JE
for inserts "light" ref.-no.: 1701 SE, 1701 PSE, 1704 ESE,
1702 SE, 1710 DE, 1711 DE, 1713 DSTE, 1723 NE

Ref.-no.

Duroplastic (scratch-proof) glossy

Les Couleurs® Le Corbusier

■ **FM LC 1700 ...**

eNet push-button standard 1-gang with arrow symbols



for inserts "blinds" ref.-no.: 1730 JE and 1731 JE
for inserts "light" ref.-no.: 1701 SE, 1701 PSE, 1704 ESE,
1702 SE, 1710 DE, 1711 DE, 1713 DSTE, 1723 NE

Ref.-no.

matt lacquered

Les Couleurs® Le Corbusier

■ **FM LC 1700 P ...**

eNet push-button universal 1-gang



for inserts "blinds" ref.-no.: 1730 JE and 1731 JE
for inserts "light" ref.-no.: 1701 SE, 1701 PSE, 1704 ESE,
1702 SE, 1710 DE, 1711 DE, 1713 DSTE, 1723 NE

Ref.-no.

matt lacquered

Les Couleurs® Le Corbusier

■ **FM LC 1701 ...**

eNet push-button universal 1-gang with arrow symbols



for inserts "blinds" ref.-no.: 1730 JE and 1731 JE
for inserts "light" ref.-no.: 1701 SE, 1701 PSE, 1704 ESE,
1702 SE, 1710 DE, 1711 DE, 1713 DSTE, 1723 NE

Ref.-no.

matt lacquered

Les Couleurs® Le Corbusier

■ **FM LC 1701 P ...**

LB Management push-button 1-gang



for inserts "blinds" ref.-no.: 1730 JE and 1731 JE
for inserts "light" ref.-no.: 1701 SE, 1701 PSE, 1704 ESE,
1702 SE, 1710 DE, 1711 DE, 1713 DSTE, 1720 NE,
1723 NE, 1708 IE

Ref.-no.

matt lacquered

Les Couleurs® Le Corbusier

■ **LC 1700 ...**

LB Management push-button 1-gang with arrow symbols



for inserts "blinds" ref.-no.: 1730 JE and 1731 JE
for inserts "light" ref.-no.: 1701 SE, 1701 PSE, 1704 ESE,
1702 SE, 1710 DE, 1711 DE, 1713 DSTE, 1720 NE,
1723 NE, 1708 IE

Ref.-no.

matt lacquered

Les Couleurs® Le Corbusier

■ **LC 1700 P ...**

LB Management push-button 2-gang



for inserts "light" ref.-no.: 1702 SE, 1712 DE, 1713 DSTE, 1723 NE


Ref.-no.

matt lacquered

Les Couleurs® Le Corbusier

■ **LC 1702 ...**

Centre plate



for room thermostats ref.-no.: RTR 230, RTR 231, RTR 241
for floor thermostat ref.-no.: FTR 231

Ref.-no.

matt lacquered

Les Couleurs® Le Corbusier

■ **LC 1749 BF ...**

JUNG HOME motion detector 1.1 m



for inserts "light" ref.-no.: 1701 SE, 1701 PSE, 1704 ESE, 1702 SE, 1710 DE, 1711 DE, 1712 DE, 1713 DSTE, 1723 NE

Ref.-no.

matt lacquered

Les Couleurs® Le Corbusier

■ **BT LC 17181 ...**

Friends of Hue radio transmitter



4-channel
max. 4 light scenes
including mounting plate, adhesive film and fastening screw

Ref.-no.

matt lacquered

Les Couleurs® Le Corbusier

■ **FOH LC 995 ...**

JUNG HOME motion detector 2.2 m



for inserts "light" ref.-no.: 1701 SE, 1701 PSE, 1704 ESE, 1702 SE, 1710 DE, 1711 DE, 1712 DE, 1713 DSTE, 1723 NE


Ref.-no.

matt lacquered

Les Couleurs® Le Corbusier

■ **BT LC 17182 ...**

Bluetooth® Low Energy radio transmitter



2-channel
including mounting plate, adhesive film and fastening screw

Ref.-no.

matt lacquered

Les Couleurs® Le Corbusier

■ **BLE LC 990 ...**

LB Management motion detector 1.1 m



Sensitivity and brightness threshold adjustable
for inserts "light" ref.-no.: 1701 SE, 1701 PSE, 1704 ESE, 1702 SE, 1710 DE, 1711 DE, 1713 DSTE, 1723 NE, 1708 IE


Ref.-no.

matt lacquered

Les Couleurs® Le Corbusier

■ **LC 17180 ...**

Bluetooth® Low Energy radio transmitter



4-channel
including mounting plate, adhesive film and fastening screw

Ref.-no.

matt lacquered

Les Couleurs® Le Corbusier

■ **BLE LC 995 ...**

LB Management motion detector 2.2 m



Sensitivity and brightness threshold adjustable
for inserts "light" ref.-no.: 1701 SE, 1701 PSE, 1704 ESE, 1702 SE, 1710 DE, 1711 DE, 1713 DSTE, 1723 NE, 1708 IE


Ref.-no.

matt lacquered

Les Couleurs® Le Corbusier

■ **LC 17280 ...**

EnOcean radio transmitter



2-channel
including mounting plate, adhesive film and fastening screw

Ref.-no.

matt lacquered

Les Couleurs® Le Corbusier

■ **ENO LC 990 ...**

EnOcean radio transmitter



4-channel
including mounting plate, adhesive film and fastening screw

Ref.-no.

matt lacquered

Les Couleurs® Le Corbusier ■ **ENO LC 995 ...**

Cover kit 1-gang



to clip on F 40 push-button modules 1-gang
ref.-no.: 4071 TSM, 4291 1ST, 4091 TSEM, 4071 RF TSM,
4212 TSM, 4008 TSM, FM 4001 M
to clip on F 40 push-button modules 1-gang
ref.-no.: LS 4291 1ST, 4091 TSEM, 4071 RF TSM,
4212 TSM, 4008 TSM, FM 4001 M

Ref.-no.

matt lacquered

Les Couleurs® Le Corbusier ■ **LC 401 TSA ...**

Cover kit 2-gang



to clip on F 40 push-button modules 2-gang
ref.-no.: 4072 TSM, 4292 1ST, 4092 TSEM, 4072 RF TSM,
4224 TSM, 4008 TSM, FM 4002 M
to clip on F 40 push-button modules 2-gang
ref.-no.: LS 4292 1ST, 4092 TSEM, 4072 RF TSM,
4224 TSM, 4008 TSM, FM 4002 M

Ref.-no.

matt lacquered

Les Couleurs® Le Corbusier ■ **LC 402 TSA ...**

Cover kit 3-gang



to clip on F 40 push-button modules 3-gang
ref.-no.: 4073 TSM, 4293 1ST, 4093 TSEM, 4073 RF TSM,
4236 TSM, 4008 TSM, FM 4003 M
to clip on F 40 push-button modules 3-gang
ref.-no.: LS 4293 1ST, 4093 TSEM, 4073 RF TSM,
4236 TSM, 4008 TSM, FM 4003 M

Ref.-no.

matt lacquered

Les Couleurs® Le Corbusier ■ **LC 403 TSA ...**

Cover kit 4-gang



to clip on F 40 push-button modules 4-gang
ref.-no.: 4074 TSM, 4294 1ST, 4094 TSEM, 4074 RF TSM,
4248 TSM, 4008 TSM, FM 4004 M
to clip on F 40 push-button modules 4-gang
ref.-no.: LS 4294 1ST, 4094 TSEM, 4074 RF TSM,
4248 TSM, 4008 TSM, FM 4004 M

Ref.-no.

matt lacquered

Les Couleurs® Le Corbusier ■ **LC 404 TSA ...**

Cover 1-gang with arrow symbols



to clip on F 40 push-button modules 1-gang
ref.-no.: 4071 TSM, 4291 1ST, 4091 TSEM, 4071 RF TSM,
4212 TSM, 4008 TSM, FM 4001 M
to clip on F 40 push-button modules 1-gang
ref.-no.: LS 4291 1ST, 4091 TSEM, 4071 RF TSM,
4212 TSM, 4008 TSM, FM 4001 M

Ref.-no.

matt lacquered

Les Couleurs® Le Corbusier ■ **LC 401 TSAP ...**

Cover 2-gang with arrow symbols



to exchange the covers of the cover kit 2-gang
ref.-no.: ..402 TSA..
and the right cover of the cover kit 3-gang
ref.-no.: ..403 TSA.. in the LS range

Ref.-no.

matt lacquered

Les Couleurs® Le Corbusier ■ **LC 402 TSAP ...**

Cover kit



to clip on room controller display module ref.-no.: 429 D 1ST
to clip on room controller display module ref.-no.:
LS 429 D 1ST

Ref.-no.

matt lacquered

Les Couleurs® Le Corbusier ■ **LC 4093 TSA ...**

Cover kit 1-gang




to clip on F 50 push-button modules 1-gang of the LS range
ref.-no.: LS 5071 TSM, LS 5291 1ST, LS 5091 TSEM,
LS 5071 RF TSM, LS 5212 TSM, FM LS 5001 M

Ref.-no.

matt lacquered

Les Couleurs® Le Corbusier ■ **LC 501 TSA ...**

Cover kit 2-gang




to clip on F 50 push-button modules 2-gang of the LS range
ref.-no.: LS 5072 TSM, LS 5292 1ST, LS 5092 TSEM,
LS 5178 TSM, LS 5292 D 1ST, LS 5178 TSEM,
LS 5072 RF TSM, LS 5224 TSM, FM LS 5002 M

Ref.-no.

matt lacquered

Les Couleurs® Le Corbusier ■ **LC 502 TSA ...**

Cover kit 3-gang



to clip on F 50 push-button modules 3-gang of the LS range
ref.-no.: LS 5073 TSM, LS 5293 1ST, LS 5093 TSEM,
LS 5073 RF TSM, LS 5236 TSM, FM LS 5003 M,
SI TM LS 5073, SI TM LS 5093


Ref.-no.

matt lacquered

Les Couleurs® Le Corbusier

■ **LC 503 TSA ...**

Cover kit 4-gang



to clip on F 50 push-button modules 4-gang of the LS range
ref.-no.: LS 5074 TSM, LS 5294 1ST, LS 5094 TSEM,
LS 5294 D 1ST, LS 5074 RF TSM, LS 5248 TSM,
FM LS 5004 M

Ref.-no.

matt lacquered

Les Couleurs® Le Corbusier

■ **LC 504 TSA ...**

Neutral cover



to clip on F 50 push-button modules of the LS range
ref.-no.: LS 507.. TSM, LS 529.. 1ST, LS 509.. TSEM,
LS 5178 TSM, LS 5178 TSEM, LS 507.. RF TSM,
LS 52.. TSM, FM LS 50.. M
dimensions: 33 x 70.5 mm


Ref.-no.

matt lacquered

Les Couleurs® Le Corbusier

■ **LC 50 NA ...**

Centre plate



for extended broadband outlet ref.-no.: BSD 21-01,
BSD 21-10
for antenna outlet sockets acc. to DIN 45330

Ref.-no.

matt lacquered

Les Couleurs® Le Corbusier

■ **LC 990 TV ...**

Centre plate



for SAT-TV-FM outlets ref.-no.: SSD 5-00, SSD 5-10
for standard SAT-TV-FM sockets


Ref.-no.

matt lacquered

Les Couleurs® Le Corbusier

■ **LC 990 SAT ...**

Cable outlet



(with supporting frame, screw fixing only)
opening for cables with max. 8 mm Ø

Ref.-no.

matt lacquered

Les Couleurs® Le Corbusier

■ **LC 990 A ...**

Centre plate



for 1-gang modular jack sockets
IAE/JAE sockets ref.-no.: UAE 8 UPO
for sockets Cat. 6 ref.-no.: UAE 8 UPOK6

Suitable inserts:

Rutenbeck: UAE 8(4) UPO, UAE 8(8) UPO, UAE-Cat.5e-8 UPO OK, UAE-real.Cat.6-8 UPO OK

Telegärtner: AMJ 45, UMJ 45 and ISDN 1 x RJ 45 (TYP 8)

Ref.-no.

matt lacquered

Les Couleurs® Le Corbusier

■ **LC 969-1 UA ...**

Centre plate with inscription field 9 x 58 mm



for 1-gang modular jack sockets
IAE/JAE sockets ref.-no.: UAE 8 UPO
for sockets Cat. 6 ref.-no.: UAE 8 UPOK6

Suitable inserts:

Rutenbeck: UAE 8(4) UPO, UAE 8(8) UPO, UAE-Cat.5e-8 UPO OK, UAE-real.Cat.6-8 UPO OK

Telegärtner: AMJ 45, UMJ 45 and ISDN 1 x RJ 45 (TYP 8)

Spare part:

Transparent cover with paper inlay ref.-no.: CD 90 NA

Ref.-no.

matt lacquered

Les Couleurs® Le Corbusier

■ **LC 969-1 NAUA ...**

Centre plate



for 2-gang modular jack sockets
IAE/JAE sockets ref.-no.: UAE 2 x 8 UPO, UAE 8-8 UPO
for sockets Cat. 6 ref.-no.: UAE 8-8 UPOK6

Suitable inserts:

METZ CONNECT (BTR): 1307441001-i or 1307441200-i; E-Dat design 8/8(8), Class E

Rutenbeck: UAE 8/8 (8/8) UPO, UAE 2x8 (8) UPO, UAE-Cat.5e-8/8 UPO OK, UAE-real.Cat.6-8/8 UPO OK

Telegärtner: AMJ 45, UMJ 45 and ISDN 2 x RJ 45 (TYP 8/8)

Ref.-no.

matt lacquered

Les Couleurs® Le Corbusier

■ **LC 969-2 UA ...**

Centre plate with inscription field 9 x 58 mm



for 2-gang modular jack sockets
IAE/UAE sockets ref.-no.: UAE 2 x 8 UPO, UAE 8-8 UPO
for sockets Cat. 6 ref.-no.: UAE 8-8 UPOK6

Suitable inserts:
METZ CONNECT (BTR): 1307441001-i or 1307441200-i; E-Dat design 8/8(8),
Class E
Rutenbeck: UAE 8/8 (8/8) UPO, UAE 2x8 (8) UPO, UAE-Cat.5e-8/8 UPO OK,
UAE-real.Cat.6-8/8 UPO OK
Telegärtner: AMJ 45, UMJ 45 and ISDN 2 x RJ 45 (TYP 8/8)

Spare part:

Transparent cover with paper inlay ref.-no.: CD 90 NA

Ref.-no.

matt lacquered

Les Couleurs® Le Corbusier ■ **LC 969-2 NAUA ...**

Centre plate (snap-on fixing)



(with supporting frame, screw fixing only)
shutter with spring
inner dimensions of Keystone mount 15,3 x 19,3 mm
for universal modular jack socket ref.-no.: UMA-CAT6A-25
for 1 socket

Ref.-no.

matt lacquered

Les Couleurs® Le Corbusier ■ **LC 1969-1 WE ...**



for 2 sockets

for modular jack sockets

RADIALL:

modular jack unshielded 6P6C, RJ 12, Cat. 4 (ref.-no. R280MOD804)
modular jack unshielded 8P8C, RJ 45, Cat. 4 (ref.-no. R280MOD805)
modular jack unshielded 8P8C, RJ 45, Cat. 5e (ref.-no. R280MOD807)

Panduit:

keystone jack KJ 88..
keystone jack KJ 588..

Assmann:

module DN-93612 Cat. 6A, shielded, Keystone
module DN-93614

SCHRACK

HSPMRJ6G1A, HSEMRJ6GBA, HSEMRJ6GBS, HSEMRJ6GWA, HSEMRJ6GWS,
HSEMRJ6UWS

Ref.-no.

matt lacquered

Les Couleurs® Le Corbusier ■ **LC 1969-2 WE ...**

Centre plate (screw fixing)



for stereo loudspeaker socket ref.-no.: SLA 2 WW, SLA 2 AN
for 2-gang supporting frame ref.-
no.: UMA MA2-KS2 in connection with universal modular jack
ref.-no.: UMA-CAT6A-25
for USB data interface ref.-no.: 2131 USBS


for **Rutenbeck:** UM-MA 2 Up with UM-real Cat.6a A
for **Dätwyler:** flush-mounted modular jack socket (for 2 x MS-K 1/8 Cat.6a),
ref.-no.: 440 012

Ref.-no.

matt lacquered

Les Couleurs® Le Corbusier ■ **LC 969 T ...**

Centre plate (snap-on fixing)



for USB charger ref.-no.: USB 15 CA WW, USB 15 CA SW,
USB PD60 C WW, USB PD60 C SW

Ref.-no.

matt lacquered

Les Couleurs® Le Corbusier ■ **LC 1969 USB ...**

LED floor pilot light



with integrated brightness sensor


with screwless terminals for rigid wires up to 2.5 mm²
installation into flush box min. 63 mm (depth)
with white LEDs (colour temperature 3500 K)
power consumption stand-by / ON: 0.3 / 0.5 W
Supporting frame, claws and claw screws are integrated into
the earth protection.

Ref.-no.

matt lacquered

Les Couleurs® Le Corbusier ■ **LC 1539-O LNW ...**

LED floor pilot light



with screwless terminals for rigid wires up to 2.5 mm²
installation into flush box min. 63 mm (depth)
with white LEDs (colour temperature 3500 K)
Power consumption (ON): 0.5 W
The LED floor pilot light can be switched via an external
switch.
Supporting frame, claws and claw screws are integrated into
the earth protection.

Ref.-no.

matt lacquered

Les Couleurs® Le Corbusier ■ **LC 1539-OO LNW ...**

Blank centre plate (snap-on fixing)



(with supporting frame, screw fixing only)

The cover will be installed with snap-on fixing and enables individual cuttings or
drilling holes.

Ref.-no.

matt lacquered

Les Couleurs® Le Corbusier ■ **LC 994 B ...**

Hinged lid with spring




for sockets and devices with 50 x 50 mm cover

Ref.-no.

matt lacquered

Les Couleurs® Le Corbusier ■ **LC 990 BFKL ...**

Loudspeaker module



for connection to the Smart Radio DAB+
ref.-no. DAB .. and DAB .. BT ..
high-quality tone and great loudspeaker dynamics
optimised acoustics through the use of a bass-reflex tube

Ref.-no.

matt lacquered

Les Couleurs® Le Corbusier

LSM LC 4 ...

Video indoor station 2.7"



for LS range

including cover kit and labelling foil
without frame

The modules of the indoor station can be installed into
multiple frames (horizontally or vertically). Installation in
separate frames or surface caps is possible.

A supplementary supply is required for the operation of the
video indoor station. Recommendation: NG 706-30/33-0 from

Siedle (see Siedle planning manual).

Ref.-no.

matt lacquered

Les Couleurs® Le Corbusier

SI VI LC 627 ...

Symbol cover video



for LS range

with printed symbols

to clip on video indoor station (ref.-no.: SI VI LS 627 ...
SI VI AL 627, SI VI ES 627) or push-button modules (ref.-no.:
SI TM LS 5073, SI TM LS 5093)
dimensions: 33 x 70.5 mm

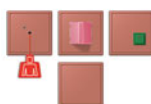
Ref.-no.

matt lacquered

Les Couleurs® Le Corbusier

SI V6 LC DC ...

Emergency system set



**consists of pull cord push-button, emergency signal,
reset button and power supply**

screw fixing only, without claws
with 1-gang frames


Ref.-no.

matt lacquered

Les Couleurs® Le Corbusier

NRS LC 0834 ...

Pull cord push-button



screw fixing only, without claws
without frame

An emergency call can be triggered in the bathroom/WC via
an easily accessible pull cord. The pull cord push-button can
also be installed in the middle of the room on the ceiling so
that it is easily accessible for people in need of help. A red
lamp on the switch signals that the emergency call has been
triggered successfully.

pull cord ref.-no.: ZS-34 KO5S included

Ref.-no.

matt lacquered

Les Couleurs® Le Corbusier

■ **NRS LC 0834 ZT ...**

Emergency signal



screw fixing only, without claws
without frame

The emergency signal can e.g. be installed outside next to
the WC door or landing door. A triggered emergency call is
signalled visually by a red LED and acoustically by a buzzer,
90 dB(A). Both signals can, if required, be changed from
continuous light/continuous tone to flashing light/pulsing tone.
The floating relay contact (24 V / 2 A) can be used to trigger

external signalling devices.

Ref.-no.

matt lacquered

Les Couleurs® Le Corbusier

■ **NRS LC 0834 RM ...**

Reset button



screw fixing only, without claws
without frame

The reset button is installed next to the door in the same room
as the pull cord push-button. The assisting personnel can
reset the triggered call.


Ref.-no.

matt lacquered

Les Couleurs® Le Corbusier

■ **NRS LC 0834 AT ...**

Power supply



screw fixing only, without claws
without frame

supplies the emergency call system with DC 24 V


Ref.-no.

matt lacquered

Les Couleurs® Le Corbusier

■ **NRS LC 0834 NT ...**

Call button



screw fixing only, without claws
without frame

an additional control for triggering an emergency call

Ref.-no.

matt lacquered

Les Couleurs® Le Corbusier

■ **NRS LC 0834 RT ...**

1-gang rocker



for KNX push-button 1-gang ref.-no.: LS CD 1071 1ST,
LS CD 1091 1ST, LS CD 1091 1TE

Ref.-no.

matt lacquered

Les Couleurs® Le Corbusier



LC 101 ...

1-gang rocker with arrow symbols



for KNX push-button 1-gang ref.-no.: LS CD 1071 1ST,
LS CD 1091 1ST, LS CD 1091 1TE

Ref.-no.

matt lacquered

Les Couleurs® Le Corbusier

LC 101 P ...

1-gang rocker with lens



for JUNG HOME push-button 1-gang, battery-powered,
ref.-no.: BT LS CD 1001
for KNX push-button 1-gang ref.-no.: LS CD 1071 1ST,
LS CD 1091 1ST

Ref.-no.

matt lacquered

Les Couleurs® Le Corbusier



LC 101 KO5 ...

1-gang rocker with lens and arrow symbols



for JUNG HOME push-button 1-gang, battery-powered,
ref.-no.: BT LS CD 1001
for KNX push-button 1-gang ref.-no.: LS CD 1071 1ST,
LS CD 1091 1ST

Ref.-no.

matt lacquered

Les Couleurs® Le Corbusier

LC 101 KO5P ...

2-gang rocker



for KNX push-button 2-gang ref.-no.: LS CD 1072 1ST,
LS CD 1092 1ST, LS CD 1092 1TE

Ref.-no.

matt lacquered

Les Couleurs® Le Corbusier



LC 102 ...

2-gang rocker with arrow symbols



for KNX push-button 2-gang ref.-no.: LS CD 1072 1ST,
LS CD 1092 1ST, LS CD 1092 1TE

Ref.-no.

matt lacquered

Les Couleurs® Le Corbusier

LC 102 P ...

2-gang rocker with lens



for JUNG HOME push-button 2-gang, battery-powered,
ref.-no.: BT LS CD 1002
for KNX push-button 2-gang ref.-no.: LS CD 1072 1ST,
LS CD 1092 1ST

Ref.-no.

matt lacquered

Les Couleurs® Le Corbusier



LC 102 KO5 ...

2-gang rocker with lens and arrow symbols



for JUNG HOME push-button 2-gang, battery-powered,
ref.-no.: BT LS CD 1002
for KNX push-button 2-gang ref.-no.: LS CD 1072 1ST,
LS CD 1092 1ST

Ref.-no.

matt lacquered

Les Couleurs® Le Corbusier

LC 102 KO5P ...

KNX room controller LS TOUCH



with integrated 1-gang frame LS 990
Only install as a single device, not suitable for combinations!

Ref.-no.

matt lacquered

Les Couleurs® Le Corbusier

LC 459 D1 S ...

KNX room controller LS TOUCH



with integrated 1-gang frame LS ZERO
including suction lifter (ref.-no.: W-HEBER) for dismantling
device from supporting frame
Only install as a single device, not suitable for combinations!

Ref.-no.

matt lacquered

Les Couleurs® Le Corbusier

LCZ 459 BFD1 S ...

Frame, 1-gang



for horizontal and vertical installation
81 x 81 x 11 mm

Ref.-no.

matt lacquered

Les Couleurs® Le Corbusier

LC 981 ...

Surface cap, 1-gang



with integrated frame and non-flammable ground plate
for inserts with covers of the LS range (except LS 1912 toggle
switches, key switches ref.-no. ...15, 3-level-switch and socket
for Switzerland type 13)
81 x 81 x 47 mm
Installation depth max. 34 mm

Ref.-no.

matt lacquered

Les Couleurs® Le Corbusier

LC 581 A ...

Frame, 2-gang



for horizontal and vertical installation
81 x 152 x 11 mm

Ref.-no.

matt lacquered

Les Couleurs® Le Corbusier

LC 982 ...

Surface cap, 2-gang



with integrated frame and non-flammable ground plate
for inserts with covers of the LS range (except LS 1912 toggle
switches, key switches ref.-no. ...15, 3-level-switch and socket
for Switzerland type 13)
152 x 81 x 47 mm
Installation depth max. 34 mm

Ref.-no.

matt lacquered

Les Couleurs® Le Corbusier

LC 582 A ...

Frame, 3-gang



for horizontal and vertical installation
81 x 223 x 11 mm

Ref.-no.

matt lacquered

Les Couleurs® Le Corbusier

LC 983 ...

Surface cap, 3-gang



with integrated frame and non-flammable ground plate
for inserts with covers of the LS range (except LS 1912 toggle
switches, key switches ref.-no. ...15, 3-level-switch and socket
for Switzerland type 13)
223 x 81 x 47 mm
Installation depth max. 34 mm

Ref.-no.

matt lacquered

Les Couleurs® Le Corbusier

LC 583 A ...

Frame, 4-gang



for horizontal and vertical installation
81 x 294 x 11 mm


Ref.-no.

matt lacquered

Les Couleurs® Le Corbusier

LC 984 ...

Frame, 1-gang LS ZERO



for the installation of devices and covers of the LS range into
the plastering frame ref.-no.: PA 98..
for horizontal and vertical installation
81 x 81 mm

Ref.-no.

matt lacquered

Les Couleurs® Le Corbusier

LCZ 981 BF ...

Frame, 5-gang



for horizontal and vertical installation
81 x 365 x 11 mm

Ref.-no.

matt lacquered

Les Couleurs® Le Corbusier

LC 985 ...

Frame, 2-gang LS ZERO



for the installation of devices and covers of the LS range into
the plastering frame ref.-no.: PA 98..
for horizontal and vertical installation
81 x 152 mm

Ref.-no.

matt lacquered

Les Couleurs® Le Corbusier

LCZ 982 BF ...

LS range
Les Couleurs® Le Corbusier

Frame, 3-gang LS ZERO



for the installation of devices and covers of the LS range into
the plastering frame ref.-no.: PA 98..
for horizontal and vertical installation
81 x 223 mm

Ref.-no.

matt lacquered

Les Couleurs® Le Corbusier

LCZ 983 BF ...




LS ZERO

LS ZERO is the flush advancement of the LS 990 classic switch. Masonry, dry wall or furniture installation – thanks to the planar installation, the control element connects closely with its installation location. Elegant in white, precious metal colours or the Le Corbusier colours.

Mounting types

FURNITURE INSTALLATION

After milling the cut-out, commercially available cavity wall boxes are used to install the desired insert, the LS ZERO frame and the cover flush with the surface. The drawing data are available for download at jung.group/lzero.



MASONRY

With this type of installation, the plastering adapter creates a material connection with the plaster. The use of the supplied plastering cover makes neat plastering easier. The installation is performed in commercially available flush-mounting boxes.



DRY WALL

The prerequisite is a double board layer in the drywall. Commercially available cavity wall boxes are used; the plastering adapter has the same height as a plasterboard and also here allows the form-fit and material locking with the surface.



Mounting videos at jung.group/lzero

Frame

for the installation of devices and covers of the LS range into the plastering frame
ref.-no.: PA 98..
for horizontal and vertical installation



Ref.-no.

Thermoplastic (breakproof) high-gloss

white

1-gang	81 mm x 81 mm	LSZ 981 BF WW
2-gang	81 mm x 152 mm	LSZ 982 BF WW
3-gang	81 mm x 223 mm	LSZ 983 BF WW



Ref.-no.

Thermoplastic (breakproof) lacquered

matt snow white

1-gang	81 mm x 81 mm	LSZ 981 BF WWM
2-gang	81 mm x 152 mm	LSZ 982 BF WWM
3-gang	81 mm x 223 mm	LSZ 983 BF WWM



Ref.-no.

Thermoplastic (breakproof) lacquered

matt graphite black

1-gang	81 mm x 81 mm	LSZ 981 BF SWM
2-gang	81 mm x 152 mm	LSZ 982 BF SWM
3-gang	81 mm x 223 mm	LSZ 983 BF SWM



Ref.-no.

Thermoplastic (breakproof) lacquered

aluminium

1-gang	81 mm x 81 mm	LSZ AL 981 BF
2-gang	81 mm x 152 mm	LSZ AL 982 BF
3-gang	81 mm x 223 mm	LSZ AL 983 BF



Ref.-no.

Thermoplastic (breakproof) lacquered

stainless steel

1-gang	81 mm x 81 mm	LSZ ES 981 BF
2-gang	81 mm x 152 mm	LSZ ES 982 BF
3-gang	81 mm x 223 mm	LSZ ES 983 BF



Ref.-no.

Thermoplastic (breakproof) lacquered

dark

1-gang	81 mm x 81 mm	LSZ AL 981 BF D
2-gang	81 mm x 152 mm	LSZ AL 982 BF D
3-gang	81 mm x 223 mm	LSZ AL 983 BF D



Ref.-no.

Thermoplastic (breakproof) lacquered

classic brass

1-gang	81 mm x 81 mm	LSZ ME 981 BF C
2-gang	81 mm x 152 mm	LSZ ME 982 BF C
3-gang	81 mm x 223 mm	LSZ ME 983 BF C



Ref.-no.

Thermoplastic (breakproof) lacquered

antique brass

1-gang	81 mm x 81 mm	LSZ ME 981 BF AT
2-gang	81 mm x 152 mm	LSZ ME 982 BF AT
3-gang	81 mm x 223 mm	LSZ ME 983 BF AT

Plastering frame



for the flush-mounting installation of devices and covers of the LS range into flush box with dimensions according to DIN 49073
suitable for plaster or plasterboard thickness of 12.5 mm for horizontal and vertical installation including plaster aid

Ref.-no.

1-gang, 130 x 130 x 12.5 mm	PA 981 G 125-0
2-gang, 130 x 201 x 12.5 mm	PA 982 G 125-0
3-gang, 130 x 272 x 12.5 mm	PA 983 G 125-0

Plastering frame



for a 3 mm flush installation of devices and covers of the LS range into flush box with dimensions according to DIN 49073 (3 mm height above surface)
suitable for plaster or plasterboard thickness of 12.5 mm for horizontal and vertical installation including plaster aid

Ref.-no.

1-gang, 130 x 130 x 12.5 mm	PA 981 G 125-3
2-gang, 130 x 201 x 12.5 mm	PA 982 G 125-3
3-gang, 130 x 272 x 12.5 mm	PA 983 G 125-3

LS 1912

MATT GRAPHITE BLACK WITH CYLINDRICAL TOGGLE LEVER










LS1912[®]

Based on the JUNG switches of the early years, the rocker switch LS 1912 gives the mechanics of the switch a completely new feel. The switchgear is designed so that the cover sits flush with the frame. Only the toggle lever stands out from the unit as a style element.



Metal designs

Aluminium AlMg1 natural, matt etched	
Stainless steel 1.4303 X4 CrNi 18-12 blasted with glass beads	
Dark (varnished aluminium)	
Chrome (chrome-plated metal)	
Brass CuZn37, bright, hand-brushed, 240 grain, clear varnish on both sides (corrosion protection)	

Matt snow white (varnished aluminium)	
Matt graphite black (varnished aluminium)	

* Les Couleurs® Le Corbusier

LS 1912 covers with cylindrical toggle lever are also available in Le Corbusier colours.

Information about the ordering process can be found on page 319, the 63 JUNG colour codes for Les Couleurs® Le Corbusier on pages 320/321.

1-gang toggle switch 10 AX / 250 V ~ (insert)



with screwless terminals for rigid wires up to 2.5 mm²
screw fixing only, without claws
depth of flush box (inner dimension): min. 43 mm

for centre plates with toggle lever ref.-no.: ..12-0.., ..12-200.., ..12-20..

Ref.-no.

1-pole, 1-way
1-pole, 2-way
intermediate

K 501 EU
K 506 EU
K 507 EU

1-gang toggle switch with indicator light 10 AX / 250 V ~ (insert)



with screwless terminals for rigid wires up to 2.5 mm²
screw fixing only, without claws
neutral conductor required
with red LED lamp ref.-no.: 90-LED RT
depth of flush box (inner dimension): min. 43 mm

for centre plates with toggle lever ref.-no.: ..12-0 KO..

Ref.-no.

1-pole, 2-way

K 506 KO EU

1-gang toggle push-button 10 A / 250 V ~ (insert)



with screwless terminals for rigid wires up to 2.5 mm²
screw fixing only, without claws
depth of flush box (inner dimension): min. 43 mm

for centre plates with toggle lever ref.-no.: ..12-0.., ..12-200.., ..12-20..

Ref.-no.

1-pole, 1-way NO contact
1-pole, 2-way with terminal for
N conductor

K 531 EU
K 533 EU

1-gang toggle push-button 10 A / 250 V ~ (insert)



with screwless terminals for rigid wires up to 2.5 mm²
screw fixing only, without claws
depth of flush box (inner dimension): min. 43 mm

for centre plates with toggle lever ref.-no.: ..12-0 KO..
Illumination possible with LED lamp ref.-no. 90-LED.. (230 V)
or 961248 LED.. (low voltage) or 9605 LED .. (5 V DC).

Ref.-no.

1-pole, 1-way NO contact with separate
contacts for indicator light

K 534 EU

1-gang toggle multi push-button 10 A / 250 V ~ (insert)



with screw terminals for rigid and flexible wires up to 2.5 mm²
screw fixing only, without claws
depth of flush box (inner dimension): min. 43 mm

for centre plates with toggle lever ref.-no.: ..12-0.., ..12-200.., ..12-20..
When the upper or lower half of the rocker is actuated, two contacts are closed
simultaneously.

Especially designed as controller for wirings with relays, e.g. in combination
with relay station ref.-no. RS 8 REGHE.
No electrical/mechanical interlocking.

Ref.-no.

1-pole, 2-way push-button with 2 x 2
NO contacts, rocker in neutral position

K 531-41 EU

2-gang toggle switch 10 AX / 250 V ~ (insert)



with screwless terminals for rigid wires up to 2.5 mm²
screw fixing only, without claws
depth of flush box (inner dimension): min. 43 mm

for centre plates with toggle lever ref.-no.: ..12-5.., ..12-250.., ..12-25..

Ref.-no.

2 x 1-pole, 1-way
2 x 1-pole, 1-way with 2 red LED lamps
LEDs can be exchanged without disconnecting mains.

K 505 EU
K 505 EU 5

2-gang toggle switch with indicator light 10 AX / 250 V ~ (insert)



with screwless terminals for rigid wires up to 2.5 mm²
screw fixing only, without claws
neutral conductor required
with two red LED lamps ref.-no.: 94-LED RT
depth of flush box (inner dimension): min. 43 mm

for centre plates with toggle lever ref.-no.: ..12-5 KO..

Ref.-no.

2 x 1-pole, 1-way with 2 red LED lamps

K 505 KO EU 5

2-gang toggle switch 10 AX / 250 V ~ (insert)



with screw terminals for rigid and flexible wires up to 2.5 mm²
screw fixing only, without claws
depth of flush box (inner dimension): min. 43 mm

for centre plates with toggle lever ref.-no.: ..12-5.., ..12-250.., ..12-25..

Ref.-no.

2 x 1-pole, 2-way

K 509 EU

2-gang toggle push-button 10 A / 250 V ~ (insert)



with screwless terminals for rigid wires up to 2.5 mm²
screw fixing only, without claws
depth of flush box (inner dimension): min. 43 mm

for centre plates with toggle lever ref.-no.: ..12-5.., ..12-250.., ..12-25..

Ref.-no.

2 x 1-pole, 1-way NO contact

K 535 EU

2-gang toggle multi push-button 10 A / 250 V ~ (insert)



with screw terminals for rigid and flexible wires up to 2.5 mm²
screw fixing only, without claws
depth of flush box (inner dimension): min. 43 mm

for centre plates with toggle lever ref.-no.: ..12-5.., ..12-250.., ..12-25..
Especially designed as controller for wirings with relays, e.g. in combination
with relay station ref.-no. RS 8 REGHE.
No electrical/mechanical interlocking.

Ref.-no.

2 x 1-pole, 2-way push-button with
4 floating 1-way NO contacts, rocker in
neutral position

K 532-4 EU

2-gang toggle blind switch 10 AX / 250 V ~ (insert)



with screwless terminals for rigid wires up to 2.5 mm²
screw fixing only, without claws
mechanical interlocking to avoid switching of both rockers at the same time
depth of flush box (inner dimension): min. 43 mm

for centre plates with toggle lever ref.-no.: ..12-5 P.

Ref.-no.

1-pole (1 motor) **K 509 VEU**

2-gang toggle blind push-button 10 A / 250 V ~ (insert)



with screwless terminals for rigid wires up to 2.5 mm²
screw fixing only, without claws
mechanical interlocking to avoid switching of both rockers at the same time
depth of flush box (inner dimension): min. 43 mm

for centre plates with toggle lever ref.-no.: ..12-5 P.

Ref.-no.

1-pole (1 motor) **K 539 VEU**

Centre plate with toggle lever "cylinder"



for 1-gang toggle switch ref.-no.: K 501 EU, K 506 EU, K 507 EU
for 1-gang toggle push-button ref.-no.: K 531 EU, K 533 EU
for toggle multi push-button ref.-no.: K 531-41 EU
1 toggle lever

1-gang

Ref.-no.

matt snow white (aluminium lacquered)	■	AL 12-0 WWM R 07
matt graphite black (aluminium lacquered)	■	AL 12-0 SWM R 08
Les Couleurs® Le Corbusier aluminium	■	LC 12-0 R 0 ...
stainless steel	■	AL 12-0 R 0
dark (aluminium lacquered)	■	ES 12-0 R 1
classic brass	■	AL 12-0 D R 01
	■	ME 12-0 C R 25

Centre plate with toggle lever "cylinder"



for 1-gang toggle switch ref.-no.: K 501 EU, K 506 EU, K 507 EU
for 1-gang toggle push-button ref.-no.: K 531 EU, K 533 EU
for toggle multi push-button ref.-no.: K 531-41 EU

2 x 1 toggle lever

2-gang horizontal

Ref.-no.

matt snow white (aluminium lacquered)		AL 12-200 WWM R 07
matt graphite black (aluminium lacquered)		AL 12-200 SWM R 08
Les Couleurs® Le Corbusier aluminium	■	LC 12-200 R 0 ...
stainless steel	■	AL 12-200 R 0
dark (aluminium lacquered)	■	ES 12-200 R 1
classic brass	■	AL 12-200 D R 01
	■	ME 12-200 C R 25

Centre plate with toggle lever "cylinder"



for 1-gang toggle switch ref.-no.: K 501 EU, K 506 EU, K 507 EU
for 1-gang toggle push-button ref.-no.: K 531 EU, K 533 EU
for toggle multi push-button ref.-no.: K 531-41 EU
2 x 1 toggle lever

2-gang vertical

Ref.-no.

matt snow white (aluminium lacquered)		AL 12-20 WWM R 07
matt graphite black (aluminium lacquered)		AL 12-20 SWM R 08
Les Couleurs® Le Corbusier aluminium	■	LC 12-20 R 0 ...
stainless steel	■	AL 12-20 R 0
dark (aluminium lacquered)	■	ES 12-20 R 1
classic brass	■	AL 12-20 D R 01
	■	ME 12-20 C R 25

Centre plate with toggle lever "cylinder", with lens



for 1-gang toggle switch ref.-no.: K 506 KO EU
for 1-gang toggle push-button ref.-no.: K 534 EU
1 toggle lever
1-gang

	Ref.-no.
aluminium	■ ■ AL 12-0 KO R 0
stainless steel	■ ■ ES 12-0 KO R 1
dark (aluminium lacquered)	■ ■ AL 12-0 KO D R 01
classic brass	■ ME 12-0 KO C R 25

Centre plate with toggle lever "cylinder"



for 2-gang toggle switch ref.-no.: K 505 EU, K 509 EU
for 2-gang toggle push-button ref.-no.: K 535 EU
for toggle multi push-button ref.-no.: K 532-4 EU
2 toggle levers
1-gang

	Ref.-no.
matt snow white (aluminium lacquered)	■ AL 12-5 WWM R 07
matt graphite black (aluminium lacquered)	■ AL 12-5 SWM R 08
Les Couleurs® Le Corbusier	■ LC 12-5 R 0 ...
aluminium	■ ■ AL 12-5 R 0
stainless steel	■ ■ ES 12-5 R 1
dark (aluminium lacquered)	■ ■ AL 12-5 D R 01
classic brass	■ ME 12-5 C R 25


Centre plate with toggle lever "cylinder"



for 2-gang toggle switch ref.-no.: K 505 EU, K 509 EU
for 2-gang toggle push-button ref.-no.: K 535 EU
for toggle multi push-button ref.-no.: K 532-4 EU
2 x 2 toggle levers
2-gang horizontal

	Ref.-no.
matt snow white (aluminium lacquered)	AL 12-250 WWM R 07
matt graphite black (aluminium lacquered)	AL 12-250 SWM R 08
Les Couleurs® Le Corbusier	■ LC 12-250 R 0 ...
aluminium	■ ■ AL 12-250 R 0
stainless steel	■ ■ ES 12-250 R 1
dark (aluminium lacquered)	AL 12-250 D R 01
classic brass	ME 12-250 C R 25

Centre plate with toggle lever "cylinder"



for 2-gang toggle switch ref.-no.: K 505 EU, K 509 EU
for 2-gang toggle push-button ref.-no.: K 535 EU
for toggle multi push-button ref.-no.: K 532-4 EU
2 x 2 toggle levers
2-gang vertical

	Ref.-no.
matt snow white (aluminium lacquered)	AL 12-25 WWM R 07
matt graphite black (aluminium lacquered)	AL 12-25 SWM R 08
Les Couleurs® Le Corbusier	■ LC 12-25 R 0 ...
aluminium	■ ■ AL 12-25 R 0
stainless steel	■ ■ ES 12-25 R 1
dark (aluminium lacquered)	AL 12-25 D R 01
classic brass	ME 12-25 C R 25

Centre plate with toggle lever "cylinder", with lens



for 2-gang toggle switch ref.-no.: K 505 EU 5
for 2-gang toggle switch with indicator light ref.-no.: K 505 KO EU 5
2 toggle levers
1-gang

	Ref.-no.
aluminium	■ ■ AL 12-5 KO R 0
stainless steel	■ ■ ES 12-5 KO R 1
dark (aluminium lacquered)	■ ■ AL 12-5 KO D R 01
classic brass	■ ME 12-5 KO C R 25

Centre plate with toggle lever "cylinder"



with arrow symbols
for 2-gang toggle blind switch ref.-no.: K 509 VEU
for 2-gang toggle blind push-button ref.-no.: K 539 VEU
2 toggle levers
1-gang

	Ref.-no.
Les Couleurs® Le Corbusier	LC 12-5 P R 0 ...
aluminium	AL 12-5 P R 0
stainless steel	ES 12-5 P R 1
dark (aluminium lacquered)	AL 12-5 P D R 01
classic brass	ME 12-5 P C R 25

Centre plate with toggle lever "cone"



for 1-gang toggle switch ref.-no.: K 501 EU, K 506 EU, K 507 EU
for 1-gang toggle push-button ref.-no.: K 531 EU, K 533 EU
for toggle multi push-button ref.-no.: K 531-41 EU
1 toggle lever
1-gang

	Ref.-no.
matt snow white (aluminium lacquered)	■ AL 12-0 WWM K 07
matt graphite black (aluminium lacquered)	■ AL 12-0 SWM K 08
aluminium	■ ■ AL 12-0 K 0
stainless steel	■ ■ ES 12-0 K 1
dark (aluminium lacquered)	■ ■ AL 12-0 D K 01
classic brass	■ ME 12-0 C K 25

Centre plate with toggle lever "cone"



for 1-gang toggle switch ref.-no.: K 501 EU, K 506 EU, K 507 EU
for 1-gang toggle push-button ref.-no.: K 531 EU, K 533 EU
for toggle multi push-button ref.-no.: K 531-41 EU
2 x 1 toggle lever
2-gang horizontal

	Ref.-no.
matt snow white (aluminium lacquered)	■ AL 12-200 WWM K 07
matt graphite black (aluminium lacquered)	■ AL 12-200 SWM K 08
aluminium	■ ■ AL 12-200 K 0
stainless steel	■ ■ ES 12-200 K 1
dark (aluminium lacquered)	■ ■ AL 12-200 D K 01
classic brass	■ ME 12-200 C K 25

Centre plate with toggle lever "cone"



for 1-gang toggle switch ref.-no.: K 501 EU, K 506 EU, K 507 EU
for 1-gang toggle push-button ref.-no.: K 531 EU, K 533 EU
for toggle multi push-button ref.-no.: K 531-41 EU
2 x 1 toggle lever
2-gang vertical

	Ref.-no.
matt snow white (aluminium lacquered)	■ AL 12-20 WWM K 07
matt graphite black (aluminium lacquered)	■ AL 12-20 SWM K 08
aluminium	■ ■ AL 12-20 K 0
stainless steel	■ ■ ES 12-20 K 1
dark (aluminium lacquered)	■ ■ AL 12-20 D K 01
classic brass	■ ME 12-20 C K 25

Centre plate with toggle lever "cone", with lens



for 1-gang toggle switch ref.-no.: K 506 KO EU
for 1-gang toggle push-button ref.-no.: K 534 EU
1 toggle lever
1-gang

	Ref.-no.
aluminium	■ ■ AL 12-0 KO K 0
stainless steel	■ ■ ES 12-0 KO K 1
dark (aluminium lacquered)	■ ■ AL 12-0 KO D K 01
classic brass	■ ME 12-0 KO C K 25


Centre plate with toggle lever "cone"



for 2-gang toggle switch ref.-no.: K 505 EU, K 509 EU
for 2-gang toggle push-button ref.-no.: K 535 EU
for toggle multi push-button ref.-no.: K 532-4 EU
2 toggle levers
1-gang

	Ref.-no.
matt snow white (aluminium lacquered)	■ AL 12-5 WWM K 07
matt graphite black (aluminium lacquered)	■ AL 12-5 SWM K 08
aluminium	■ ■ AL 12-5 K 0
stainless steel	■ ■ ES 12-5 K 1
dark (aluminium lacquered)	■ ■ AL 12-5 D K 01
classic brass	■ ME 12-5 C K 25

Centre plate with toggle lever "cone"



for 2-gang toggle switch ref.-no.: K 505 EU, K 509 EU
for 2-gang toggle push-button ref.-no.: K 535 EU
for toggle multi push-button ref.-no.: K 532-4 EU
2 x 2 toggle levers
2-gang horizontal

	Ref.-no.
matt snow white (aluminium lacquered)	■ AL 12-250 WWM K 07
matt graphite black (aluminium lacquered)	■ AL 12-250 SWM K 08
aluminium	■ ■ AL 12-250 K 0
stainless steel	■ ■ ES 12-250 K 1
dark (aluminium lacquered)	■ ■ AL 12-250 D K 01
classic brass	■ ME 12-250 C K 25

Centre plate with toggle lever "cone"




for 2-gang toggle switch ref.-no.: K 505 EU, K 509 EU
for 2-gang toggle push-button ref.-no.: K 535 EU
for toggle multi push-button ref.-no.: K 532-4 EU
2 x 2 toggle levers
2-gang vertical

Ref.-no.

matt snow white (aluminium lacquered)	AL 12-25 WWM K 07
matt graphite black (aluminium lacquered)	AL 12-25 SWM K 08
aluminium	■ AL 12-25 K 0
stainless steel	■ ES 12-25 K 1
dark (aluminium lacquered)	AL 12-25 D K 01
classic brass	ME 12-25 C K 25

Centre plate with toggle lever "cone", with lens



for 2-gang toggle switch ref.-no.: K 505 EU 5
for 2-gang toggle switch with indicator light ref.-no.: K 505 KO EU 5
2 toggle levers
1-gang

Ref.-no.

aluminium	■ ■ AL 12-5 KO K 0
stainless steel	■ ■ ES 12-5 KO K 1
dark (aluminium lacquered)	■ ■ AL 12-5 KO D K 01
classic brass	■ ME 12-5 KO C K 25

Centre plate with toggle lever "cone"



with arrow symbols
for 2-gang toggle blind switch ref.-no.: K 509 VEU
for 2-gang toggle blind push-button ref.-no.: K 539 VEU
2 toggle levers
1-gang

Ref.-no.

aluminium	AL 12-5 P K 0
stainless steel	ES 12-5 P K 1
dark (aluminium lacquered)	AL 12-5 P D K 01
classic brass	ME 12-5 P C K 25

Centre plate with toggle lever "cube"



for 1-gang toggle switch ref.-no.: K 501 EU, K 506 EU, K 507 EU
for 1-gang toggle push-button ref.-no.: K 531 EU, K 533 EU
for toggle multi push-button ref.-no.: K 531-41 EU
1 toggle lever
1-gang

Ref.-no.

chrome	■ GCR 12-0 E 22
--------	------------------------

Centre plate with toggle lever "cube"



for 1-gang toggle switch ref.-no.: K 501 EU, K 506 EU, K 507 EU
for 1-gang toggle push-button ref.-no.: K 531 EU, K 533 EU
for toggle multi push-button ref.-no.: K 531-41 EU
2 x 1 toggle lever
2-gang horizontal

Ref.-no.

chrome	■ GCR 12-200 E 22
--------	--------------------------

Centre plate with toggle lever "cube"




for 1-gang toggle switch ref.-no.: K 501 EU, K 506 EU, K 507 EU
for 1-gang toggle push-button ref.-no.: K 531 EU, K 533 EU
for toggle multi push-button ref.-no.: K 531-41 EU
2 x 1 toggle lever
2-gang vertical

Ref.-no.

chrome	■ GCR 12-20 E 22
--------	-------------------------

Centre plate with toggle lever "cube", with lens



for 1-gang toggle switch ref.-no.: K 506 KO EU
for 1-gang toggle push-button ref.-no.: K 534 EU
1 toggle lever
1-gang

Ref.-no.

chrome	■ GCR 12-0 KO E 22
--------	---------------------------

Centre plate with toggle lever "cube"



for 2-gang toggle switch ref.-no.: K 505 EU, K 509 EU
for 2-gang toggle push-button ref.-no.: K 535 EU
for toggle multi push-button ref.-no.: K 532-4 EU
2 toggle levers
1-gang

Ref.-no.

chrome	■ GCR 12-5 E 22
--------	------------------------

Centre plate with toggle lever "cube"



for 2-gang toggle switch ref.-no.: K 505 EU, K 509 EU
for 2-gang toggle push-button ref.-no.: K 535 EU
for toggle multi push-button ref.-no.: K 532-4 EU
2 x 2 toggle levers
2-gang horizontal

	Ref.-no.
chrome	GCR 12-250 E 22

Centre plate with toggle lever "cube"



for 2-gang toggle switch ref.-no.: K 505 EU, K 509 EU
for 2-gang toggle push-button ref.-no.: K 535 EU
for toggle multi push-button ref.-no.: K 532-4 EU
2 x 2 toggle levers
2-gang vertical

	Ref.-no.
chrome	GCR 12-25 E 22

Centre plate with toggle lever "cube", with lens



for 2-gang toggle switch ref.-no.: K 505 EU 5
for 2-gang toggle switch with indicator light
ref.-no.: K 505 KO EU 5
2 toggle levers
1-gang

	Ref.-no.
chrome	GCR 12-5 KO E 22

Centre plate with toggle lever "cube"



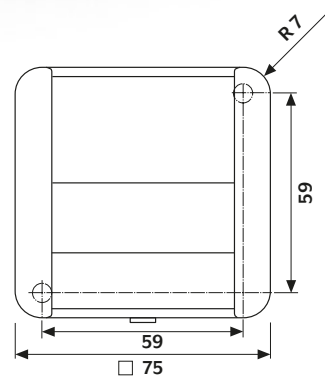
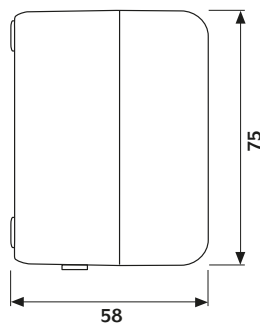
with arrow symbols
for 2-gang toggle blind switch ref.-no.: K 509 VEU
for 2-gang toggle blind push-button ref.-no.: K 539 VEU
2 toggle levers
1-gang

	Ref.-no.
chrome	GCR 12-5 P E 22

WG 800



Made of breakproof thermoplastic, they are weather-resistant and UV-resistant. The splashproof WG 800 range can be lit up and labelled throughout. It also provides plenty of room for wiring.



**Frame
edge radius**

R 7

**Switch/
socket dimensions (WxHxD)**

75 mm x 75 mm x 58 mm

**Switch/
socket combination (WxHxD)**

75 mm x 151 mm x 58 mm

1-gang switch 10 AX / 250 V ~



with screwless terminals for rigid wires up to 2.5 mm²
 Switch can be illuminated in OFF-position with lamp ref.-no. 90/95 (230 V), 96-.. (low voltage), or LED lamp ref.-no. 90-LED.. (230 V) or 961248 LED.. (low voltage).

Ref.-no.

- 1-pole, 2-way intermediate ■ 806 W
- Rocker with symbols I 0** ■ 807 W
- 2-pole, 1-way ■ 802 W

1-gang switch 16 AX / 400 V ~



with screw terminals for rigid and flexible wires up to 4 mm²
 Switch can be illuminated in OFF-position with lamp ref.-no. 98 or 98-220 (230 V).

Ref.-no.

- Rocker with symbols I 0** ■ 803 W
- 3-pole, 1-way

1-gang switch 10 AX / 250 V ~



with inscription field 22 x 48 mm
 with screwless terminals for rigid wires up to 2.5 mm²
 Switch can be illuminated in OFF-position with lamp ref.-no. 90/95 (230 V), 96-.. (low voltage), or LED lamp ref.-no. 90-LED.. (230 V) or 961248 LED.. (low voltage).

Ref.-no.

- 1-pole, 2-way null ■ 806 NAW

1-gang switch 10 AX / 250 V ~ with indicator light



neutral conductor required
 with red lens (ref.-no.: 33 NR) and glow lamp (ref.-no.: 90)
 with screwless terminals for rigid wires up to 2.5 mm²

Ref.-no.

- 1-pole, 2-way ■ 806 KOW
- Rocker with symbols I 0** ■ 802 KOW
- 2-pole, 1-way

1-gang switch 16 AX / 400 V ~ with indicator light



with red lens (ref.-no.: 33 NR) and glow lamp (ref.-no.: 98)
 with screw terminals for rigid and flexible wires up to 4 mm²

Ref.-no.

- Rocker with symbols I 0** ■ 803 KOW
- 3-pole, 1-way

1-gang push-button 10 A / 250 V ~



with transparent lens (ref.-no.: 33 KLAR)
 with screwless terminals for rigid wires up to 2.5 mm²
 Illumination possible with lamp ref.-no. 90/95 (230 V), 96-.. (low voltage), or LED lamp ref.-no. 90-LED.. (230 V) or 961248 LED.. (low voltage).

Ref.-no.

- 1-pole, 1-way NO contact ■ 831 W
- 1-pole, 2-way with terminal for N conductor ■ 833 W

1-gang push-button 10 A / 250 V ~



with red lens (ref.-no.: 33 NR)
 with screwless terminals for rigid wires up to 2.5 mm²
 Illumination possible with lamp ref.-no. 90/95 (230 V), 96-.. (low voltage), or LED lamp ref.-no. 90-LED.. (230 V) or 961248 LED.. (low voltage).

Ref.-no.

- 1-pole, 1-way NO contact with separate contacts for indicator light ■ 834 W

1-gang push-button 10 A / 250 V ~



with transparent lens (ref.-no.: 33 KLAR)
 with screw terminals for rigid and flexible wires up to 2.5 mm²

Ref.-no.

- 2-pole, 2-way ■ 833-2 W

Lens with symbol, translucent



for switches with indicator light and push-buttons in design range WG 800

Ref.-no.

- transparent 33 KLAR L
- symbol "light" 33 KLAR K
- symbol "bell" 33 KLAR T
- symbol door

Lens without symbol, translucent



for switches with indicator light and push-buttons in design range WG 800

Ref.-no.

- green 33 GN
- red 33 NR
- transparent 33 KLAR

1-gang push-button 10 A / 250 V ~



with inscription field 22 x 48 mm
with screwless terminals for rigid wires up to 2.5 mm²

Switch can be illuminated in OFF-position with lamp ref.-no. 90/95 (230 V), 96-.. (low voltage), or LED lamp ref.-no. 90-LED.. (230 V) or 961248 LED.. (low voltage).

Ref.-no.

1-pole, 1-way NO contact

■ **831 NAW**

1-gang rocker with glass plate



with red rocker and red lens
for all splashproof 1-gang switches/push-buttons of WG 800


With adhesive labels "Notschalter, Heizung, Rauchabzug, öffnen, Lichtkuppel, Hausalarm, bei Feuer Glas einschlagen – Knopf drücken"

Ref.-no.

red similar RAL 3000

■ **860 WGL RT**

Glass plate



(spare part)
for covers with glass plate ref.-no.: AS 561 GL ..., 561 GL ..., 860 WGL ..

Ref.-no.

64 x 53 x 1 mm (W x H x D)

■ **60 GL**

2-way pull cord switch 10 AX / 250 V ~



with screw terminals for rigid and flexible wires up to 2.5 mm²
for wall and ceiling installation
with 50 mm pull cord

Ref.-no.

1-pole, 2-way

■ **806 ZW**

Pull cord push-button 10 A / 250 V ~



with screw terminals for rigid and flexible wires up to 2.5 mm²
for wall and ceiling installation
without terminal for neutral conductor, cannot be illuminated
with 50 mm pull cord

Ref.-no.

1-pole, 2-way

■ **833 ZW**

2-gang switch 10 AX / 250 V ~



with screwless terminals for rigid wires up to 2.5 mm²

Switch can be illuminated in OFF-position with lamp ref.-no. 99 (230 V).

Ref.-no.

2 x 1-pole, 1-way

■ **805 W**

2 x 1-pole, 1-way with
inscription fields 22 x 22 mm

■ **805 NAW**

2-gang switch 10 AX / 250 V ~



with screw terminals for rigid and flexible wires up to 2.5 mm²

Ref.-no.

2 x 1-pole, 2-way

■ **809 W**

2 x 1-pole, 2-way with
inscription fields 22 x 22 mm

■ **809 NAW**

2-gang push-button, 10 A / 250 V ~



with screwless terminals for rigid and untreated flexible wires up to 2.5 mm²

Switch can be illuminated in OFF-position with lamp ref.-no. 99 (230 V).

Ref.-no.

2 x 1-pole, 1-way NO contact

■ **835 W**

2 x 1-pole, 1-way NO
contact with inscription fields
22 x 22 mm

■ **835 NAW**

2-gang push-button, 10 A / 250 V ~



with screw terminals for rigid and flexible wires up to 2.5 mm²

Ref.-no.

2 x 1-pole, 2-way

■ **839 W**

2 x 1-pole, 2-way with
inscription fields 22 x 22 mm

■ **839 NAW**

Rocker with inscription field



(illumination possible, see insert)

Ref.-no.

- 1-gang rocker**
with inscription field 22 x 48 mm ■ **800 NA**
- 2-gang rocker**
with inscription fields
22 x 22 mm ■ **805 NA**

2-gang blind switch 10 AX / 250 V ~



mechanical interlocking to avoid switching of both rockers at the same time
with screwless terminals for rigid wires up to 2.5 mm²

Ref.-no.

- 1-pole (1 motor) ■ **809 VW**

2-gang blind push-button 10 A / 250 V ~



mechanical interlocking to avoid switching of both rockers at the same time
with screwless terminals for rigid wires up to 2.5 mm²

Ref.-no.

- 1-pole (1 motor) ■ **839 VW**

Rotary blind switch/push-button 10 A / 250 V ~



Up – Stop – Down
with inscription field 9 x 50 mm
with screw terminals for rigid and flexible wires up to 2.5 mm²
Can be converted into rotary push-button by means of locking piece (included).

A pre-travel prevents a quick change of direction.

Ref.-no.

- 1-pole (1 motor) ■ **834.10 W**
- 2-pole (2 motors) ■ **834.20 W**

Locking piece



(spare part)
for ref.-no.: 1234.10, 1234.20, 834.10 W, 834.20 W

Ref.-no.

34.10

Key switch/push-button



integrated locking plate
for profile half cylinder with total length of approx. 40 mm, e.g. ref.-no.: 28, 28 G1
with inscription field 9 x 50 mm
with screw terminals for rigid and flexible wires up to 2.5 mm²
When using locking cylinder from other manufacturer, please consider, that the cylinder has key access on only one side.
(Otherwise water can get through the cylinder into the switch housing. IP44 is thus not guaranteed.)

housing. IP44 is thus not guaranteed.)

removal of key switch/push-button front cover is only possible when profile cylinder is in unlocked position

Ref.-no.

- 10 AX 250 V ~**
Blind switch, 1-pole
(1 motor) * ■ **804.18 W**
 - 10 A 250 V ~**
Blind push-button, 1-pole
(1 motor) * ■ **834.18 W**
 - Push-button, 1-pole, 2-way ■ **833.18 W**
 - 16 AX 250 V ~**
Switch, 1-pole, 2-way ■ **806.18 W**
- * A pre-travel prevents a quick change of direction.

Key switch/push-button



delivery without locking plate
for profile half cylinder with total length of approx. 40 mm, e.g. ref.-no.: 28, 28 G1
with screw terminals for rigid and flexible wires up to 2.5 mm²
with 1 inlet M 20 x 1.5 at the bottom, with PE terminal
aluminium housing 90 x 75 x 65 mm
colour of housing: silver-grey (similar RAL 7001), cover:
metallic anthracite

When using locking cylinder from other manufacturer, please consider, that the cylinder has key access on only one side. (Otherwise water can get through the cylinder into the switch housing. IP44 is thus not guaranteed.)

Ref.-no.

- 10 AX 250 V ~**
Blind switch, 2-pole
(2 motors) * ■ **804.28 G**
 - 10 A 250 V ~**
Blind push-button, 2-pole
(2 motors) * ■ **834.28 G**
 - Push-button, 1-pole, 2-way ■ **833.18 G**
 - 16 AX 250 V ~**
Switch, 2-pole, 2-way ■ **806.28 G**
- * A pre-travel prevents a quick change of direction.

Locking plate




for key switch ref.-no.: 804.28 G, 834.28 G, 833.18 G, 806.28 G

removal of key switch/push-button front cover is only possible when profile cylinder is in unlocked position

Ref.-no.

18 V

Metal cover, 125 x 100 mm



for flush installation of aluminium housing
colour: aluminium matt
for key switch ref.-no.: 804.28 G, 834.28 G, 833.18 G, 806.28 G

Ref.-no.

- with symbols ■ **4.28 WU G**
- without symbols ■ **6.28 WU G**

Profile half cylinder for key switches



suitable for IP44
with 3 keys
with adjustable cam
Key can only be removed in vertical position.

Ref.-no.

different locks ■ **28**
equal locks ■ **28 G1**

Key



(spare part)
for profile half cylinder ref.-no.: 28 G1

Ref.-no.

1 piece **28 G1 SL**

SCHUKO® socket 16 A / 250 V ~



with screwless terminals for rigid and untreated flexible wires up to 2.5 mm²

Ref.-no.

with enhanced contact protection (shutter) ■ **820 W**
■ **820 KIW**

SCHUKO® socket 16 A / 250 V ~



with inscription field 22 x 48 mm
with screwless terminals for rigid and untreated flexible wires up to 2.5 mm²

Ref.-no.

with enhanced contact protection (shutter) ■ **820 NAW**
■ **820 KINAW**

SCHUKO® socket 16 A / 250 V ~



with inscription field 22 x 48 mm
with e-bike charging symbol
with screwless terminals for rigid and untreated flexible wires up to 2.5 mm²

Ref.-no.

green hinged lid ■ **820 GN NAWEB**

SCHUKO® socket 16 A / 250 V ~



with safety lock (24 different locks)
with 2 keys
with inscription field 22 x 48 mm
with screwless terminals for rigid and untreated flexible wires up to 2.5 mm²

Spare key ref.-no.: 802 SL to 825 SL (When ordering, please indicate lock number, e.g. 813 SL)

Ref.-no.

with 2 keys (24 different locks) ■ **820 NAWSL**

SCHUKO® socket 16 A / 250 V ~



with safety lock (24 different locks)
with 2 keys
with inscription field 22 x 48 mm
with e-bike charging symbol
with screwless terminals for rigid and untreated flexible wires up to 2.5 mm²

Spare key ref.-no.: 802 SL to 825 SL (When ordering, please indicate lock number, e.g. 813 SL)

Ref.-no.

with 2 keys (24 different locks), green hinged lid ■ **820 GN NAWSL**

SCHUKO® socket 16 A / 250 V ~
with 1-gang / 2-way switch 10 AX / 250 V ~



with screwless terminals for rigid and untreated flexible wires up to 2.5 mm²

dimensions 75 x 151 x 58 mm, 2 cable inlets
Switch can be illuminated in OFF-position with lamp ref.-no. 90/95 (230 V), 96-.. (low voltage), or LED lamp ref.-no. 90-LED.. (230 V) or 961248 LED.. (low voltage).

Ref.-no.

■ **876 W**

SCHUKO® socket 16 A / 250 V ~
with push-button 10 A / 250 V ~



with screwless terminals for rigid and untreated flexible wires up to 2.5 mm²

dimensions 75 x 151 x 58 mm, 2 cable inlets with transparent lens (ref.-no.: 33 KLAR)
Switch can be illuminated in OFF-position with lamp ref.-no. 90/95 (230 V), 96-.. (low voltage), or LED lamp ref.-no. 90-LED.. (230 V) or 961248 LED.. (low voltage).

Ref.-no.

1-pole, 1-way NO contact ■ **871 W**

SCHUKO® socket 16 A / 250 V ~
with 2-gang switch 10 AX / 250 V ~



with screwless terminals for rigid and untreated flexible wires up to 2.5 mm²

dimensions 75 x 151 x 58 mm, 2 cable inlets
Switch can be illuminated in OFF-position with lamp ref.-no. 99 (230 V).

Ref.-no.

■ **875 W**

**SCHUKO® socket 16 A / 250 V ~
with 1-gang / 2-way switch with indicator light 10 AX 250 V ~**

neutral conductor required
with screwless terminals for rigid and untreated flexible wires
up to 2.5 mm²

dimensions 75 x 151 x 58 mm, 2 cable inlets
with red lens (ref.-no.: 33 NR) and plug-in neon lamp (ref.-
no.: 90)

Ref.-no.

■ 876 KOW

**SCHUKO® socket 16 A / 250 V ~
with 1-gang / 2-way switch 10 AX / 250 V ~**

with two inscription fields 22 x 48 mm
with screwless terminals for rigid and untreated flexible wires
up to 2.5 mm²

dimensions 75 x 151 x 58 mm, 2 cable inlets
Switch can be illuminated in OFF-position with
lamp ref.-no. 90/95 (230 V), 96-.. (low voltage),
or LED lamp ref.-no. 90-LED.. (230 V) or 961248 LED.. (low

voltage).

Ref.-no.

■ 876 NAW

2-gang SCHUKO® socket 16 A / 250 V ~

wired
with screwless terminals for rigid and untreated flexible wires
up to 2.5 mm²

inlet for cable duct ref.-no: 895

Ref.-no.**for vertical installation, housing 75 x 151 x 58 mm**

2 inlets, 2 single covers

■ 822 W

for horizontal installation, housing 151 x 75 x 58 mm

4 inlets, 2 single covers

■ 8220 W

4 inlets, 1 double cover

■ 8220-1 W

2-gang SCHUKO® socket 16 A / 250 V ~

with separating piece
for horizontal installation, housing 151 x 75 x 58 mm
with screwless terminals for rigid and untreated flexible wires
up to 2.5 mm²

Ref.-no.

5 inlets, 2 single covers

■ 8220 WTS

2-gang SCHUKO® socket 16 A / 250 V ~**wired**

with two inscription fields 22 x 48 mm
with screwless terminals for rigid and untreated flexible
wires up to 2.5 mm²

Ref.-no.**for vertical installation, housing 75 x 151 x 58 mm**

2 inlets, 2 single covers

■ 822 NAW

2 inlets, 2 single covers with
enhanced contact protection
(shutter)

■ 822 KINAW

for horizontal installation, housing 151 x 75 x 58 mm

4 inlets, 2 single covers

■ 8220 NAW

4 inlets, 2 single covers with
enhanced contact protection
(shutter)

■ 8220 KINAW

2-gang SCHUKO® socket 16 A / 250 V ~**with separating piece**

with two inscription fields 22 x 48 mm
for horizontal installation, housing 151 x 75 x 58 mm

with screwless terminals for rigid and untreated flexible wires
up to 2.5 mm²

Ref.-no.

5 inlets, 2 single covers

■ 8220 NAWTS

2-gang SCHUKO® socket 16 A / 250 V ~**wired****with e-bike charging symbol**

with two inscription fields 22 x 48 mm

with screwless terminals for rigid and untreated flexible wires
up to 2.5 mm²

Ref.-no.**for horizontal installation, housing 151 x 75 x 58 mm**

4 inlets, 2 single covers, green

■ 8220 GN NAWEB

hinged lid

2-gang SCHUKO® socket 16 A / 250 V ~**wired****with 2 safety locks**

(equal locks) with 4 keys

with two inscription fields 22 x 48 mm

with screwless terminals for rigid and untreated flexible
wires up to 2.5 mm²

Spare key ref.-no.: 802 SL to 825 SL (When ordering,
please indicate lock number, e.g. 813 SL)

Ref.-no.**for vertical installation, housing 75 x 151 x 58 mm**

2 inlets, 2 single covers

■ 822 NAWSL

for horizontal installation, housing 151 x 75 x 58 mm

4 inlets, 2 single covers

■ 8220 NAWSL

2-gang SCHUKO® socket 16 A / 250 V ~



with separating piece with 2 safety locks
 (equal locks) with 4 keys
 with two inscription fields 22 x 48 mm
 for horizontal installation, housing 151 x 75 x 58 mm
 with screwless terminals for rigid and untreated flexible wires up to 2.5 mm²

Spare key ref.-no.: 802 SL to 825 SL (When ordering, please indicate lock number, e.g. 813 SL)

Ref.-no.

5 inlets, 2 single covers

■ **8220 NAWSLTS**

2-gang SCHUKO® socket 16 A / 250 V ~



wired with 2 safety locks
 (equal locks) with 4 keys
with e-bike charging symbol
 with two inscription fields 22 x 48 mm
 with screwless terminals for rigid and untreated flexible wires up to 2.5 mm²

Spare key ref.-no.: 802 SL to 825 SL (When ordering, please indicate lock number, e.g. 813 SL)

Ref.-no.

for horizontal installation, housing 151 x 75 x 58 mm

4 inlets, 2 single covers, green hinged lid

■ **8220 GN NAWSLEB**

Separating piece



for 2-gang SCHUKO® sockets ref.-no. 8220 .. including cable inlet with two closed inlets, e.g. for retrofitting of two electric circuits

Ref.-no.

896

3-gang SCHUKO® socket 16 A / 250 V ~



wired
 with screwless terminals for rigid and untreated flexible wires up to 2.5 mm²

(3 single covers)
 Sockets may be replaced by switches, push-buttons, pilot lights or sockets with safety lock

Ref.-no.

for horizontal installation, housing 226 x 75 x 58 mm

5 inlets
 5 inlets, 3 inscription fields
 22 x 48 mm

■ **8230 W**

■ **8230 NAW**

Socket, French/Belgian system



2-pole + male earth pin, 16 A / 250 V ~
 CEE 7/5
 with enhanced contact protection / shutter (Safety Plus)
 with screw terminals for rigid and flexible wires up to 2.5 mm² acc. to NFC 61-314

Ref.-no.

■ **821 FKI W**

2-gang socket, French/Belgian system



2-pole + male earth pin, 16 A / 250 V ~
 CEE 7/5
 with enhanced contact protection / shutter (Safety Plus)
 with screw terminals for rigid and flexible wires up to 2.5 mm² acc. to NFC 61-314

Ref.-no.

for horizontal installation, housing 151 x 75 x 58 mm

■ **8221 FKI W**

3-gang socket, French/Belgian system



2-pole + male earth pin, 16 A / 250 V ~
 CEE 7/5
 with enhanced contact protection / shutter (Safety Plus)
 with screw terminals for rigid and flexible wires up to 2.5 mm² acc. to NFC 61-314

Ref.-no.

for horizontal installation, housing 226 x 75 x 58 mm

■ **8231 FKI W**

Socket, US NEMA system



15 A, 125 V ~, 5-15R, 2-pole + earth
 with screw terminals for rigid and flexible wires up to 4 mm² acc. to US-NEMA

Ref.-no.

■ **821-15 USW**

Socket, US NEMA system



20 A, 125 V ~, 5-20R, 2-pole + earth
 with screw terminals for rigid and flexible wires up to 4 mm² acc. to US-NEMA

Ref.-no.

■ **821-20 USW**

Pilot light (without cap)



with screw terminals for rigid and flexible wires up to 2.5 mm² max. 5 W, 230 V

Ref.-no.

- screw base E10 ■ **837-10 W**
- screw base E14 ■ **837-14 W**

LED lamp



approx. 36 mm long
for pilot lights ref.-no.: 938-14 U, 837-14 W, 637-14 W,
637-14 A, 637-14 A WW
E14, 230 V ~, 0.4 W

average life approx. 30 000 h

Ref.-no.

- white ■ **E 14 LED W**
- green ■ **E 14 LED GN**
- red ■ **E 14 LED RT**

Screw cap



for pilot lights ref.-no.: 837-10 W, 837-14 W

Ref.-no.

- flat, for lamps up to max. length of 35 mm**
- transparent ■ **37.02**
 - red ■ **37.05**
 - green ■ **37.06**
 - yellow ■ **37.07**
 - blue ■ **37.08**
- high, for lamps up to max. length of 54 mm**
- transparent ■ **37**
 - red ■ **37 R**
 - green ■ **37 G**
 - yellow ■ **37 GE**
 - blue ■ **37 BL**

Junction box



with 2 cable inlets

The junction box can also be used for tubing and cable duct installation with the respective adapters.

The junction box serves for various solutions e.g. the integration of the KNX push-button interface into the WG 800 / WG 600 range.

Admissible ambient temperature in combination with the KNX

system: -5 °C to +45 °C

Ref.-no.

- **800 AW**

Timer switch 16 AX / 250 V ~




with screw terminals for rigid and flexible wires up to 4 mm² time tolerance ± 10 %, resettable by means of slip clutch

dimensions 75 x 90 x 58 mm, 2 cable inlets

Ref.-no.

- 2-pole, max. 15 minutes ■ **8015 W**
- 1-way
- 2-pole, max. ■ **8012 W**
- 1-way 120 minutes

Accessories for splashproof devices WG 800 and special devices



(spare part)

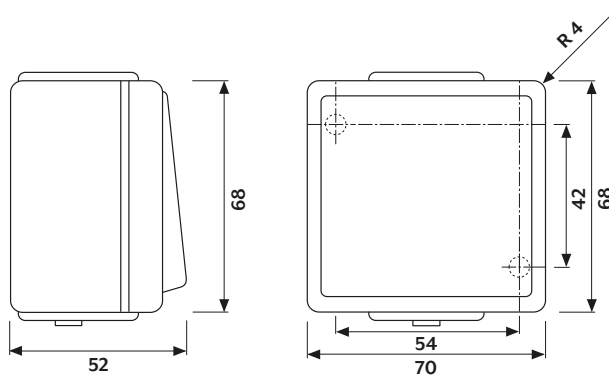
Ref.-no.

- Connecting pipe ■ **892**
- Inlet with PG 16 thread + screw ■ **893-1**
- Inlet with thread + screw ■ **893-2**
- M 20 x 1.5
- Inlet with 2 closed openings ■ **894**
- Inlet with 1 opening ■ **891**
- Inlet with 1 closed opening ■ **890**
- inlet for cable duct 15 x 15 mm ■ **895**

WG 600



The splashproof, surface-mounted units in the WG 600 range are resistant to external influences but are also extremely easy to install. They feature a flat, compact design and large-area rocker switches.



Frame edge radius

R 4

Switch/ socket dimensions (WxHxD)

70 mm x 68 mm x 47 mm

Switch/ socket combination (WxHxD)

70 mm x 140 mm x 47 mm

1-gang switch 10 AX / 250 V ~



with screwless terminals for rigid wires up to 2.5 mm²

Ref.-no.

- 1-pole, 1-way ■ 601 W
- 1-pole, 2-way ■ 606 W
- intermediate ■ 607 W
- Rocker with symbols I 0**
- 2-pole, 1-way ■ 602 W

1-gang switch 10 AX / 250 V ~



with inscription field 17 x 72 mm
with screwless terminals for rigid wires up to 2.5 mm²

Spare part:
Transparent cover with paper inlay ref.-no.: 606 NA

Ref.-no.

- 1-pole, 2-way null ■ 606 NAW

1-gang switch 16 AX / 400 V ~



dimensions: 70 x 90 x 47 mm
with screw terminals for rigid and flexible wires up to 4 mm²

Ref.-no.

- Rocker with symbols I 0**
- 3-pole, 1-way ■ 603 W

1-gang switch 10 AX / 250 V ~ with indicator light



neutral conductor required
with red lens (ref.-no.: 33 NR) and glow lamp (ref.-no.: 90)
with screwless terminals for rigid wires up to 2.5 mm²

Ref.-no.

- 1-pole, 2-way ■ 606 KOW
- Rocker with symbols I 0**
- 2-pole, 1-way ■ 602 KOW

1-gang push-button 10 A / 250 V ~ (without lens)



with screwless terminals for rigid wires up to 2.5 mm²

Illumination possible with lamp ref.-no. 90/95 (230 V), 96-... (low voltage), or LED lamp ref.-no. 90-LED.. (230 V) or 961248 LED.. (low voltage).

Ref.-no.

- 1-pole, 1-way NO contact ■ 631 W
- 1-pole, 2-way with terminal for N conductor ■ 633 W
- 1-pole, 1-way NO contact with separate contacts for indicator light ■ 634 W

1-gang push-button 10 A / 250 V ~ (without lens)



with screw terminals for rigid and flexible wires up to 2.5 mm²

Ref.-no.

- 2-pole, 2-way ■ 633-2 W

Lens with symbol, opaque



for switches with indicator light and push-buttons in design range WG 600

Ref.-no.

- ivory
- symbol "light" 33 L
- symbol "bell" 33 K
- symbol door 33 T

Lens without symbol, translucent



for switches with indicator light and push-buttons in design range WG 600

Ref.-no.

- green 33 GN
- transparent 33 KLAR
- orange 33 O
- red 33 NR

1-gang push-button 10 A / 250 V ~



with inscription field 17 x 72 mm
with screwless terminals for rigid wires up to 2.5 mm²

Spare part:
Transparent cover with paper inlay ref.-no.: 606 NA

Ref.-no.

- 1-pole, 1-way NO contact ■ 631 NAW

1-gang rocker with inscription field 17 x 72 mm



(illumination possible, see insert)
for 1-gang switches and push-buttons

Spare part:
Transparent cover with paper inlay ref.-no.: 606 NA

Ref.-no.

- 17 x 72 mm 600 NA

1-gang rocker with glass plate




with red rocker and red lens
for all splashproof 1-gang switches/push-buttons of WG 600,
except ref.-no.: 603..

With adhesive labels "Notschalter, Heizung, Rauchabzug,
öffnen, Lichtkuppel, Hausalarm, bei Feuer Glas einschlagen –
Knopf drücken"

Ref.-no.

red	similar RAL 3000	■ 661 WGL R
blue	similar RAL 5015	■ 661 WGL BL
yellow	similar RAL 1004	■ 661 WGL GE

Glass plate



(spare part)
for covers with glass plate ref.-no.: 661 WGL ..

Ref.-no.

62.5 x 61 x 1 mm (W x H x D)

■ **61 GL**

2-way pull cord switch 10 AX / 250 V ~



with screw terminals for rigid and flexible wires up to 2.5 mm²
for wall and ceiling installation
with 50 mm pull cord

Ref.-no.

1-pole, 2-way

■ **806 ZW**

Pull cord push-button 10 A / 250 V ~



with screw terminals for rigid and flexible wires up to 2.5 mm²
for wall and ceiling installation
without terminal for neutral conductor, cannot be illuminated
with 50 mm pull cord

Ref.-no.

1-pole, 2-way

■ **833 ZW**

2-gang switch 10 AX / 250 V ~



with screwless terminals for rigid wires up to 2.5 mm²

Ref.-no.

2 x 1-pole, 1-way

■ **605 W**

2-gang push-button, 10 A / 250 V ~



with screwless terminals for rigid and untreated flexible wires
up to 2.5 mm²

Ref.-no.

2 x 1-pole, 1-way NO contact

■ **635 W**

2-gang push-button, 10 A / 250 V ~



with assorted symbols
with screw terminals for rigid and flexible wires up to 2.5 mm²

Symbols:
2 x neutral (white)
1 x green with labelling **I**
1 x red with labelling **0**

Ref.-no.

2 x 1-pole, 2-way

■ **639 W**

2-gang blind switch 10 AX / 250 V ~



mechanical interlocking to avoid switching of both rockers at
the same time
with screwless terminals for rigid wires up to 2.5 mm²

Ref.-no.

1-pole (1 motor)

■ **609 VW**

2-gang blind push-button 10 A / 250 V ~



mechanical interlocking to avoid switching of both rockers at
the same time
with screwless terminals for rigid wires up to 2.5 mm²

Ref.-no.

1-pole (1 motor)

■ **639 VW**

Key switch/push-button



delivery without locking plate
for profile half cylinder with total length of approx. 40 mm, e.g.
ref.-no.: 28, 28 G1
with screw terminals for rigid and flexible wires up to 2.5 mm²
with 1 inlet M 20 x 1.5 at the bottom, with PE terminal
aluminium housing 90 x 75 x 65 mm
colour of housing: silver-grey (similar RAL 7001), cover:
metallic anthracite

When using locking cylinder from other manufacturer, please consider, that the
cylinder has key access on only one side. (Otherwise water can get through the
cylinder into the switch housing. IP44 is thus not guaranteed.)

Ref.-no.

10 AX 250 V ~ Blind switch, 2-pole (2 motors) *	■ 804.28 G
10 A 250 V ~ Blind push-button, 2-pole (2 motors) *	■ 834.28 G
Push-button, 1-pole, 2-way	■ 833.18 G
16 AX 250 V ~ Switch, 2-pole, 2-way	■ 806.28 G

* A pre-travel prevents a quick change of direction.

Locking plate

for key switch ref.-no.: 804.28 G, 834.28 G, 833.18 G, 806.28 G

removal of key switch/push-button front cover is only possible when profile cylinder is in unlocked position

Ref.-no.
18 V

SCHUKO® socket 16 A / 250 V ~

with screwless terminals for rigid and untreated flexible wires up to 2.5 mm²
height above surface: 47 mm

Ref.-no.
■ 620 W

Metal cover, 125 x 100 mm

for flush installation of aluminium housing
colour: aluminium matt
for key switch ref.-no.: 804.28 G, 834.28 G, 833.18 G, 806.28 G

Ref.-no.
■ 4.28 WU G
■ 6.28 WU G

with symbols
without symbols

SCHUKO® socket 16 A / 250 V ~

with screw terminals for rigid and flexible wires up to 2.5 mm²
height above surface: 47 mm

Ref.-no.
■ 621 W-1

Profile half cylinder for key switches

suitable for IP44
with 3 keys
with adjustable cam
Key can only be removed in vertical position.

Ref.-no.
■ 28
■ 28 G1

different locks
equal locks

SCHUKO® socket 16 A / 250 V ~

with inscription field 17 x 72 mm
with screwless terminals for rigid and untreated flexible wires up to 2.5 mm²
height above surface: 47 mm

Spare part:
Transparent cover with paper inlay ref.-no.: 606 NA

Ref.-no.
■ 620 NAW

Key

(spare part)
for profile half cylinder ref.-no.: 28 G1

Ref.-no.
28 G1 SL

1 piece

SCHUKO® socket 16 A / 250 V ~

with hollow space for wiring
with screwless terminals for rigid and untreated flexible wires up to 2.5 mm²
height above surface: 55 mm

Ref.-no.
■ 620 WX

SCHUKO® socket 16 A / 250 V ~

with inscription field 17 x 72 mm
with screw terminals for rigid and flexible wires up to 2.5 mm²
height above surface: 47 mm

Spare part:
Transparent cover with paper inlay ref.-no.: 606 NA

Ref.-no.
■ 621 NAW

SCHUKO® socket 16 A / 250 V ~

with safety lock (24 different locks)
with 2 keys
with screwless terminals for rigid and untreated flexible wires up to 2.5 mm²

Spare key ref.-no.: 802 SL to 825 SL (When ordering, please indicate lock number, e.g. 813 SL)

Ref.-no.
with 2 keys (24 different locks) **■ 620 WSL**

SCHUKO® socket 16 A / 250 V ~

with safety lock (24 different locks)
with 2 keys
with screw terminals for rigid and flexible wires up to 2.5 mm²

Spare key ref.-no.: 802 SL to 825 SL (When ordering, please indicate lock number, e.g. 813 SL)

Ref.-no.
with 2 keys (24 different locks) **■ 621 WSL**

**SCHUKO® socket 16 A / 250 V ~
with 1-gang / 2-way switch 10 AX / 250 V ~**



with screwless terminals for rigid and untreated flexible wires up to 2.5 mm²

Housing 70 x 140 x 47 mm, 2 cable inlets

Ref.-no.

■ **676 W**

**SCHUKO® socket 16 A / 250 V ~
with push-button 10 A / 250 V ~ (without lens)**



with screwless terminals for rigid and untreated flexible wires up to 2.5 mm²

Housing 70 x 140 x 47 mm, 2 cable inlets
Switch can be illuminated in OFF-position with lamp ref.-no. 90/95 (230 V), 96-.. (low voltage), or LED lamp ref.-no. 90-LED.. (230 V) or 961248 LED.. (low voltage).

Ref.-no.

■ **671 W**

1-pole, 1-way NO contact

**SCHUKO® socket 16 A / 250 V ~
with 2-gang switch 10 AX / 250 V ~**



with screwless terminals for rigid and untreated flexible wires up to 2.5 mm²

Housing 70 x 140 x 47 mm, 2 cable inlets

Ref.-no.

■ **675 W**

**SCHUKO® socket 16 A / 250 V ~
with 1-gang / 2-way switch with indicator light 10 AX 250 V ~**



neutral conductor required
with screwless terminals for rigid and untreated flexible wires up to 2.5 mm²

Housing 70 x 140 x 47 mm, 2 cable inlets
with red lens (ref.-no.: 33 NR) and plug-in neon lamp (ref.-no.: 90)

Ref.-no.

■ **676 KOW**

**SCHUKO® socket 16 A / 250 V ~
with 1-gang / 2-way switch 10 AX / 250 V ~**



with screwless terminals for rigid and untreated flexible wires up to 2.5 mm²

Housing 70 x 140 x 47 mm, 2 cable inlets

Spare part:

Transparent cover with paper inlay ref.-no.: 606 NA

Ref.-no.

■ **676 NAW**

rocker and hinged lid each with one inscription field 17 x 72 mm

2-gang SCHUKO® socket 16 A / 250 V ~



wired

with screw terminals for rigid and flexible wires up to 2.5 mm²

Spare part:

Transparent cover with paper inlay ref.-no.: 606 NA

Ref.-no.

for vertical installation, housing 70 x 140 x 47 mm

■ **622 W**

for horizontal installation, housing 140 x 68 x 47 mm

■ **622 WW**

for vertical installation, with inscription field 17 x 72 mm

■ **622 NAW**

for horizontal installation, with inscription field 17 x 72 mm

■ **622 NAWW**

3-gang SCHUKO® socket 16 A / 250 V ~



wired

with screw terminals for rigid and flexible wires up to 2.5 mm²

Spare part:

Transparent cover with paper inlay ref.-no.: 606 NA

Ref.-no.

for horizontal installation, housing 210 x 68 x 47 mm

■ **623 W**

for horizontal installation, with inscription field 17 x 72 mm

■ **623 NAW**

Pilot light (without cap)



with screw terminals for rigid and flexible wires up to 2.5 mm²
max. 5 W, 230 V

Ref.-no.

screw base E10

■ **637-10 W**

screw base E14

■ **637-14 W**

LED lamp



approx. 36 mm long
for pilot lights ref.-no.: 938-14 U, 837-14 W, 637-14 W, 637-14 A, 637-14 A WW
E14, 230 V ~, 0.4 W

average life approx. 30 000 h

Ref.-no.

white
green
red

■ **E 14 LED W**
■ **E 14 LED GN**
■ **E 14 LED RT**

Screw cap

for pilot lights ref.-no.: 637-10 W, 637-14 W



	Ref.-no.
flat, for lamps up to max. length of 35 mm	
transparent	37.02
red	37.05
green	37.06
yellow	37.07
blue	37.08
high, for lamps up to max. length of 54 mm	
transparent	37
red	37 R
green	37 G
yellow	37 GE
blue	37 BL

Mounting box



for 1 device
(spare part)

	Ref.-no.
2 cable inlets (closed)	■ 600

Accessories for splashproof devices WG 600



(spare part)

	Ref.-no.
Connecting pipe	■ 192
Inlet with thread + screw M 20 x 1.5	■ 193-2
Inlet with 1 opening	■ 190-353
Inlet with 1 closed opening	■ 190-354
inlet for cable duct 15 x 15 mm	■ 195

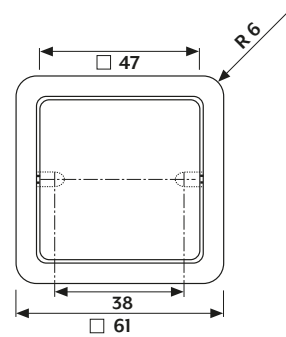
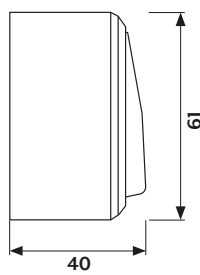
Junction box and timer switch see page 353

AP 600



WHITE

The AP 600 range of surface-mounted units has been well thought out to make it ideal for new installations and retrofitting onto surfaces such as concrete, wood or brickwork facing. The more demanding requirements are also met with its wide range of functionality.



**Frame
edge radius**

R 6

**Switch/
socket dimensions (WxHxD)**

61 mm x 116 mm x 47 mm

**Switch/
socket combination (WxHxD)**

61 mm x 61 mm x 40 mm

1-gang switch 10 AX / 250 V ~



with screwless terminals for rigid wires up to 2.5 mm²
 Switch can be illuminated in OFF-position with lamp ref.-no. 90/95 (230 V), 96-.. (low voltage), or LED lamp ref.-no. 90-LED.. (230 V) or 961248 LED.. (low voltage).

	Ref.-no.
ivory, 1-pole, 2-way	606 A
white, 1-pole, 2-way	606 A WW
ivory, intermediate	607 A
white, intermediate	607 A WW
Rocker with symbols I 0	
ivory, 2-pole, 1-way	602 A
white, 2-pole, 1-way	602 A WW

1-gang switch 10 AX / 250 V ~



with inscription field 9 x 40 mm
 with screwless terminals for rigid wires up to 2.5 mm²
 Switch can be illuminated in OFF-position with lamp ref.-no. 90/95 (230 V), 96-.. (low voltage), or LED lamp ref.-no. 90-LED.. (230 V) or 961248 LED.. (low voltage).

Spare part:
 Transparent cover with paper inlay ref.-no.: 60 ANA

	Ref.-no.
ivory, 1-pole, 2-way	606 ANA
white, 1-pole, 2-way	606 ANA WW

1-gang switch 10 AX / 250 V ~ with indicator light



(neutral conductor required)
 with glow lamp ref.-no. 90
 with screwless terminals for rigid wires up to 2.5 mm²

	Ref.-no.
ivory, 1-pole, 2-way	606 KO5 A
white, 1-pole, 2-way	606 KO5 A WW

1-gang switch 10 AX / 250 V ~ with indicator light



(neutral conductor required)
 with orange lens (ref.-no.: 33 O) and glow lamp (ref.-no.: 90)
 with screwless terminals for rigid wires up to 2.5 mm²

	Ref.-no.
ivory, 1-pole, 2-way	606 KOA
white, 1-pole, 2-way	606 KOA WW
Rocker with symbols I 0	
ivory, 2-pole, 1-way	602 KOA
white, 2-pole, 1-way	602 KOA WW

1-gang push-button 10 A / 250 V ~ (without lens)



Can be converted into pull cord push-button by means of pull cord insert ref.-no. 34.
 with screwless terminals for rigid wires up to 2.5 mm²
 Illumination possible with lamp ref.-no. 90/95 (230 V), 96-.. (low voltage), or LED lamp ref.-no. 90-LED.. (230 V) or 961248 LED.. (low voltage).

	Ref.-no.
ivory, 1-pole, 1-way NO contact	631 A
white, 1-pole, 1-way NO contact	631 A WW
ivory, 1-pole, 1-way NO contact with separate contacts for indicator light	634 A
white, 1-pole, 1-way NO contact with separate contacts for indicator light	634 A WW
ivory, 1-pole, 2-way with terminal for N conductor	633 A
white, 1-pole, 2-way with terminal for N conductor	633 A WW

Lens with symbol, opaque



for switches with indicator light ref.-no.: 606 KOA ..., 602 KOA ..
 for push-buttons ref.-no.: 631 A ..., 634 A ..., 633 A ..

	Ref.-no.
ivory	
symbol "light"	33 L
symbol "bell"	33 K
symbol door	33 T
white	
symbol "light"	33 L WW
symbol "bell"	33 K WW
symbol door	33 T WW

Lens without symbol, translucent



for switches with indicator light ref.-no.: 606 KOA ..., 602 KOA ..
 for push-buttons ref.-no.: 631 A ..., 634 A ..., 633 A ..

	Ref.-no.
green	33 GN
transparent	33 KLAR
orange	33 O

1-gang rocker with inscription field 9 x 40 mm



(illumination possible, see insert)
 for 1-gang switches and push-buttons

Spare part:
 Transparent cover with paper inlay ref.-no.: 60 ANA

	Ref.-no.
ivory	60 NA
white	60 NA WW

2-way pull cord switch 10 AX / 250 V ~



for wall and ceiling installation
 with 50 mm pull cord
 with screw terminals for rigid and flexible wires up to 2.5 mm²

	Ref.-no.
ivory	606 ZA
white	606 ZA WW

Pull cord switch 16 A / 250 V ~



2-pole, 1-way, with indicator light
103 x 83 x 33.5 mm
with screw terminals for rigid and flexible wires up to 2.5 mm²

	Ref.-no.
ivory	102 KOZ W
white	102 KOZ WW

2-gang switch 10 AX / 250 V ~



with screwless terminals for rigid wires up to 2.5 mm²
Switch can be illuminated in OFF-position with lamp ref.-no. 99 (230 V).

	Ref.-no.
ivory, 2 x 1-pole, 1-way	605 A
white, 2 x 1-pole, 1-way	605 A WW

2-gang blind switch 10 AX / 250 V ~



mechanical interlocking to avoid switching of both rockers at the same time
with screwless terminals for rigid wires up to 2.5 mm²

		Ref.-no.
ivory	1-pole (1 motor)	609 VA
white	1-pole (1 motor)	609 VA WW

2-gang blind push-button 10 A / 250 V ~



mechanical interlocking to avoid switching of both rockers at the same time
with screwless terminals for rigid wires up to 2.5 mm²

		Ref.-no.
ivory	1-pole (1 motor)	639 VA
white	1-pole (1 motor)	639 VA WW

SCHUKO® socket 16 A / 250 V ~



1-gang, 61 x 61 x 47 mm
with screwless terminals for rigid wires up to 2.5 mm²

	Ref.-no.
ivory	620 A
white	620 A WW

SCHUKO® socket 16 A / 250 V ~



1-gang, 61 x 61 x 39 mm
with screw terminals for rigid and flexible wires up to 2.5 mm²

	Ref.-no.
ivory	321 A
white	321 A WW

SCHUKO® socket 16 A / 250 V ~



2-gang, 61 x 102 x 47 mm
with screwless terminals for rigid wires up to 2.5 mm²

	Ref.-no.
ivory	6020 A
white	6020 A WW
with enhanced contact protection (shutter)	
ivory	6020 KIA
white	6020 KIA WW

SCHUKO® socket 16 A / 250 V ~



2-gang, 61 x 102 x 47 mm
with screw terminals for rigid and flexible wires up to 2.5 mm²

	Ref.-no.
ivory	6022 A

**SCHUKO® socket 16 A / 250 V ~
with 1-gang / 2-way switch 10 AX / 250 V ~**



dimensions: 61 x 116 x 47 mm
with screw terminals (socket) for rigid and flexible wires up to 2.5 mm²
with screwless terminals (switch) for rigid wires up to 2.5 mm²

Switch can be illuminated in OFF-position with lamp ref.-no. 90/95 (230 V), 96... (low voltage), or LED lamp ref.-no. 90-LED.. (230 V) or 961248 LED.. (low

	Ref.-no.
ivory	676 A
white	676 A WW

**SCHUKO® socket 16 A / 250 V ~
with 2-gang switch 10 AX / 250 V ~**



dimensions: 61 x 116 x 47 mm
with screw terminals (socket) for rigid and flexible wires up to 2.5 mm²
with screwless terminals (switch) for rigid wires up to 2.5 mm²

	Ref.-no.
ivory	675 A
white	675 A WW

**2-gang SCHUKO® socket 16 A / 250 V ~
with 1-gang / 2-way switch 10 AX / 250 V ~**



dimensions: 61 x 160 x 47 mm
with screw terminals (socket) for rigid and flexible wires up to 2.5 mm²
with screwless terminals (switch) for rigid wires up to 2.5 mm²

Ref.-no.

ivory **626 A**
white **626 A WW**

**2-gang SCHUKO® socket 16 A / 250 V ~
with 2-gang switch 10 AX / 250 V ~**



dimensions: 61 x 160 x 47 mm
with screw terminals (socket) for rigid and flexible wires up to 2.5 mm²
with screwless terminals (switch) for rigid wires up to 2.5 mm²

Ref.-no.

ivory **625 A**
white **625 A WW**

Socket, 2-pole without earth 16 A / 250 V ~



1-gang, 61 x 61 x 34 mm
with screw terminals for rigid and flexible wires up to 2.5 mm²

Ref.-no.

ivory **611 A**
white **611 A WW**

2-gang socket, 2-pole without earth 16 A / 250 V ~



with screwless terminals for rigid wires up to 2.5 mm²

Ref.-no.

ivory **6010 A**
white **6010 A WW**
with enhanced contact protection (shutter)
ivory **6010 KIA**
white **6010 KIA WW**

**Socket, 2-pole without earth 16 A / 250 V ~
with 1-gang/2-way switch 10 AX / 250 V ~**



with screw terminals (socket) for rigid and flexible wires up to 2.5 mm²
with screwless terminals (switch) for rigid wires up to 2.5 mm²

Ref.-no.

ivory **646 A**
white **646 A WW**

**Socket, 2-pole without earth 16 A / 250 V ~
with 2-gang switch 10 AX / 250 V ~**



with screw terminals (socket) for rigid and flexible wires up to 2.5 mm²
with screwless terminals (switch) for rigid wires up to 2.5 mm²

Ref.-no.

ivory **645 A**
white **645 A WW**

Pilot light (without cap)



with screw terminals for rigid and flexible wires up to 2.5 mm²
max. 5 W, 230 V

Ref.-no.

ivory screw base E10 **637-10 A**
white screw base E10 **637-10 A WW**
ivory screw base E14 **637-14 A**
white screw base E14 **637-14 A WW**

LED lamp



approx. 36 mm long
for pilot lights ref.-no.: 938-14 U, 837-14 W, 637-14 W,
637-14 A, 637-14 A WW
E14, 230 V ~, 0.4 W

average life approx. 30 000 h

Ref.-no.

white **E 14 LED W**
green **E 14 LED GN**
red **E 14 LED RT**

Screw cap


for pilot lights ref.-no.: 637-10 A .., 637-14 A ..



Ref.-no.

flat, for lamps up to max. length of 35 mm
transparent **37.02**
red **37.05**
green **37.06**
yellow **37.07**
blue **37.08**
high, for lamps up to max. length of 54 mm
transparent **37**
red **37 R**
green **37 G**
yellow **37 GE**
blue **37 BL**

Inlets for cables, pipes and trunkings in surface caps



	Ref.-no.
for cable and mini trunking	
ivory	11
white	11 WW
for cable duct 15 x 15 mm	
ivory	12
white	12 WW
for pipes with outside Ø 16 mm	
ivory	13
white	13 WW

Ground plates for AP 600



non-flammable
for surface mounting of devices on flammable material

	Ref.-no.
for single devices	
ivory	328
white	328 WW
for 2-gang sockets (e.g. 6020 A .., 6020 KIA ..)	
ivory	328-622
white	328-622 WW
for 2-gang combinations switch / socket (e.g. 676 A .., 675 A ..)	
ivory	328-676
white	328-676 WW
for 3-gang combinations 626 A .., 625 A ..	
ivory	328-626

3-gang SCHUKO® socket 16 A / 250 V ~



137 x 57 x 42 mm
with ground plate, without cable

(Not permissible for surface mounting on flammable material)

	Ref.-no.
ivory, without strain relief	10 S 23 LA
ivory, with strain relief, breakproof	10 S 23 L

KNX System



Smart means communicating with each other. Sensors and actuators ensure intelligent control in a KNX system. We offer the right KNX solution for almost every function in the building. Lighting, shading, heating and air conditioning, security and multimedia: our KNX system covers all these areas and ensures smart automation.

LS TOUCH




LS 990 with metal frame

KNX PUSH-BUTTON F 40



in LS 990 in Aluminium

KNX SWITCH/BLINDS ACTUATOR



SMART VISU SERVER



KNX SECURE

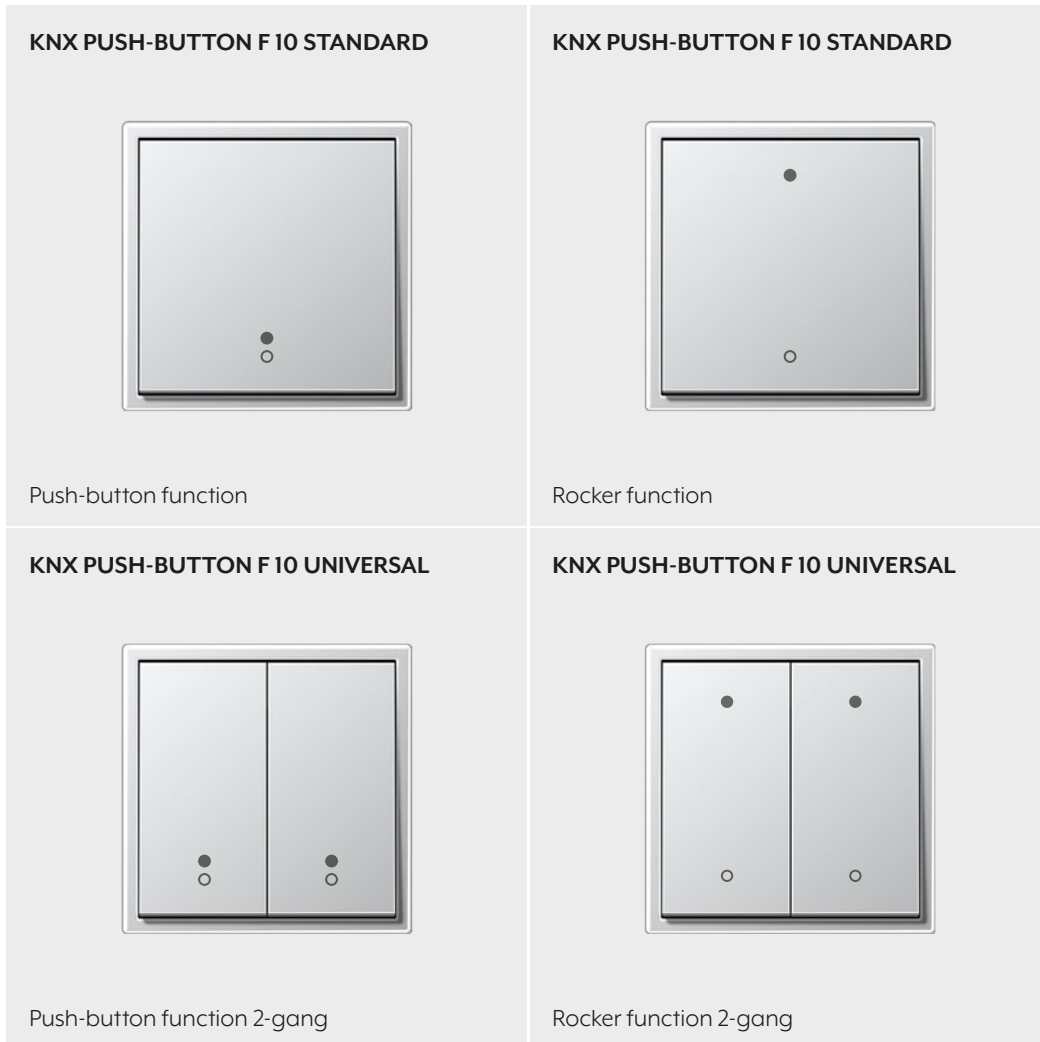
Effective protection with AES128 encryption and double protection: KNX IP Secure encrypts the transmission at network layer. KNX Data Secure encrypts and authenticates the data on the KNX bus line. JUNG KNX push-buttons in the universal version support KNX Secure.

KNX push-button F 10



The JUNG KNX push-button F 10 can be combined with covers and devices of the A, AS, CD and LS ranges. It can be integrated optimally into every interior and supports KNX Secure.

Individual button assignment



The KNX F 10 push-button masters both the push-button function and the rocker function. The rocker function of the Standard version enables additional control possibilities such as dimming lamps. The push-button function in the Universal version enables full-surface

operation. The KNX push-button F 10 combines numerous functions in an elegant design. And fully encrypted: the KNX F 10 push-button communicates using KNX Data Secure if required. As soon as an update is available, installers update the push-buttons using the ETS Service app.

KNX push-button standard

Project design and commissioning with ETS5 or a more recent version

Intended use

- Operation of loads, e.g. light on/off, dimming, blinds up/down, brightness values, temperatures, calling up and saving light scenes, etc.
- Installation in flush box with dimensions according to DIN 49073

Product characteristics

- KNX medium: TP 256
- Operating concept (rocker or button) adjustable for each operating area
- Button evaluation (single-area operation or dual-area operation) adjustable
- One or two functions per operating area
- Integrated bus coupling unit
- One status LED per operating area – red
- KNX Data Secure compatible with ETS 5.7.3 or higher
- Can be updated with the ETS Service App

Technical data

KNX	
KNX medium:	TP 256
Security:	X-mode
Commissioning mode:	S-mode
Rated voltage:	DC 21 ... 32 V SELV
Current consumption KNX:	5.9 ... 8.2 mA
Connection, KNX:	connection terminal
Connection cable:	EIB-Y (St)Y 2x2x0.8
Protection class:	III
Ambient conditions	
Ambient temperature:	-5 ... +45 °C
Storage/transport temperature:	-25 ... +70 °C

KNX push-button universal

Project design and commissioning with ETS5 or a more recent version

Intended use

- Operation of loads, e.g. light on/off, dimming, blinds up/down, brightness values, temperatures, calling up and saving light scenes, etc.
- Installation in flush box with dimensions according to DIN 49073

Product characteristics

- KNX medium: TP 256
- Operating concept (rocker or button) adjustable for each operating area
- Button evaluation (single-area operation or dual-area operation) adjustable
- One or two functions per operating area
- Integrated bus coupling unit
- Alarm function, optional acknowledge by pressing any button
- Disabling function: Disabling or change function mode of single or all button functions
- Status LED brightness adjustable
- Measurement of room temperature
- One status LED per operating area – red, green or blue, adjustable
- Connection of a push-button extension possible
- Connection of installation buttons or reed contacts possible
- KNX Data Secure compatible with ETS 5.7.3 or higher
- Can be updated with the ETS Service App

Technical data

KNX	
KNX medium:	TP 256
Security:	X-mode
Commissioning mode:	S-mode
Rated voltage:	DC 21 ... 32 V SELV
KNX current consumption	
KNX push-button only	4.9 ... 8.2 mA
with push-button extension	6.6 ... 9.4 mA
with external switching contacts	7.7 ... 11 mA
Connection, KNX:	connection terminal
Connection cable:	EIB-Y (St)Y 2x2x0.8
Protection class:	III
Ambient conditions	
Ambient temperature:	-5 ... +45 °C
Storage/transport temperature:	-25 ... +70 °C
Connection for push-button extension	
Number:	1
Cable type:	J-Y(St)Y 2 x 2 x 0.8 mm
Cable length:	max. 30 m
External switching contacts:	max. 20

KNX push-button extension**Intended use**

- Operation of loads, e.g. light on/off, dimming, blinds up/down, brightness values, temperatures, calling up and saving light scenes, etc.
- Installation in flush box with dimensions according to DIN 49073

Product characteristics

- Operating concept (rocker or button) adjustable for each operating area
- Button evaluation (single-area operation or dual-area operation) adjustable
- One or two functions per operating area
- Without status LED
- Without bus coupling unit
- Connection to push-button universal possible

Technical data

Ambient conditions	
Ambient temperature:	-5 ... +45 °C
Storage/transport temperature:	-25 ... +70 °C

KNX push-button standard 1-gang



for rockers ref.-no. ... 101 ..., .. 101 KO5 .. of the AS and A ranges
ETS product family: Push-button
Product type: 1-gang push-button

Ref.-no.
A 1071 1ST

KNX push-button universal 1-gang



for rockers ref.-no. ... 101 ..., .. 101 KO5 .. of the AS and A ranges
ETS product family: Push-button
Product type: 1-gang push-button

Ref.-no.
A 1091 1ST

KNX push-button extension 1-gang



for rockers ref.-no. ... 101 .. of the AS and A ranges

Ref.-no.
A 1091 1TE

1-gang rocker



for KNX push-button 1-gang ref.-no.: A 1071 1ST, A 1091 1ST, A 1091 1TE

Ref.-no.
Duroplastic (scratch-proof) glossy
ivory ■ **AS 101**
white ■ **AS 101 WW**

1-gang rocker with arrow symbols



for KNX push-button 1-gang ref.-no.: A 1071 1ST, A 1091 1ST, A 1091 1TE

Ref.-no.
Duroplastic (scratch-proof) glossy
ivory ■ **AS 101 P**
white ■ **AS 101 P WW**

1-gang rocker with lens



for KNX push-button 1-gang ref.-no.: A 1071 1ST, A 1091 1ST

Ref.-no.
Duroplastic (scratch-proof) glossy
ivory ■ **AS 101 KO5**
white ■ **AS 101 KO5 WW**

1-gang rocker with lens and arrow symbols



for KNX push-button 1-gang ref.-no.: A 1071 1ST, A 1091 1ST

Ref.-no.
Duroplastic (scratch-proof) glossy
ivory ■ **AS 101 KO5P**
white ■ **AS 101 KO5P WW**

KNX push-button standard 2-gang



for rockers ref.-no. ... 102 ..., .. 102 KO5 .. of the AS and A ranges
ETS product family: Push-button
Product type: 2-gang push-button

Ref.-no.
A 1072 1ST

KNX push-button universal 2-gang



for rockers ref.-no. ... 102 ..., .. 102 KO5 .. of the AS and A ranges
ETS product family: Push-button
Product type: 2-gang push-button

Ref.-no.
A 1092 1ST

KNX push-button extension 2-gang



for rockers ref.-no. ... 102 .. of the AS and A ranges

Ref.-no.
A 1092 1TE

2-gang rocker



for KNX push-button 2-gang ref.-no.: A 1072 1ST,
A 1092 1ST, A 1092 1TE

Ref.-no.	
Duroplastic (scratch-proof) glossy	
ivory	■ AS 102
white	■ AS 102 WW

2-gang rocker with arrow symbols



for KNX push-button 2-gang ref.-no.: A 1072 1ST,
A 1092 1ST, A 1092 1TE

Ref.-no.	
Duroplastic (scratch-proof) glossy	
ivory	■ AS 102 P
white	■ AS 102 P WW

2-gang rocker with lens



for KNX push-button 2-gang ref.-no.: A 1072 1ST,
A 1092 1ST

Ref.-no.	
Duroplastic (scratch-proof) glossy	
ivory	■ AS 102 KO5
white	■ AS 102 KO5 WW

2-gang rocker with lens and arrow symbols



for KNX push-button 2-gang ref.-no.: A 1072 1ST,
A 1092 1ST

Ref.-no.	
Duroplastic (scratch-proof) glossy	
ivory	■ AS 102 KO5P
white	■ AS 102 KO5P WW

KNX push-button standard 1-gang



for rockers ref.-no. ... 101 101 KO5 .. of the AS and A ranges
ETS product family: Push-button
Product type: 1-gang push-button

Ref.-no.
A 1071 1ST

KNX push-button universal 1-gang



for rockers ref.-no. ... 101 101 KO5 .. of the AS and A ranges
ETS product family: Push-button
Product type: 1-gang push-button

Ref.-no.
A 1091 1ST

KNX push-button extension 1-gang



for rockers ref.-no. ... 101 .. of the AS and A ranges

Ref.-no.
A 1091 1TE

1-gang rocker



for KNX push-button 1-gang ref.-no.: A 1071 1ST, A 1091 1ST, A 1091 1TE

Ref.-no.

Duroplastic (scratch-proof) glossy	
white	■ A 101 WW
black	■ A 101 SW
Duroplastic lacquered	
aluminium	■ ■ A 101 AL
champagne	■ A 101 CH
mocha	■ A 101 MO
Thermoplastic (breakproof) high-gloss	
white	■ ■ A 101 BF WW
black	■ ■ A 101 BF SW
matt lacquered	
matt snow white	■ A 101 BF WWM
matt graphite black	■ A 101 BF SWM
matt anthracite	■ A 101 BF ANM

1-gang rocker with arrow symbols



for KNX push-button 1-gang ref.-no.: A 1071 1ST, A 1091 1ST, A 1091 1TE

Ref.-no.

Duroplastic (scratch-proof) glossy	
white	■ A 101 P WW
black	■ A 101 P SW
Duroplastic lacquered	
aluminium	■ ■ A 101 P AL
champagne	■ A 101 P CH
mocha	■ A 101 P MO
Thermoplastic (breakproof) high-gloss	
white	■ ■ A 101 P BF WW
black	■ ■ A 101 P BF SW
matt lacquered	
matt snow white	■ A 101 P BF WWM
matt graphite black	■ A 101 P BF SWM
matt anthracite	■ A 101 P BF ANM

1-gang rocker with lens



for KNX push-button 1-gang ref.-no.: A 1071 1ST, A 1091 1ST

Ref.-no.

Duroplastic (scratch-proof) glossy	
white	■ A 101 KO5 WW
black	■ A 101 KO5 SW
Duroplastic lacquered	
aluminium	■ ■ A 101 KO5 AL
champagne	■ A 101 KO5 CH
mocha	■ A 101 KO5 MO
Thermoplastic (breakproof) high-gloss	
white	■ ■ A 101 KO5 BF WW
black	■ ■ A 101 KO5 BF SW
matt lacquered	
matt snow white	■ A 101 KO5 BF WWM
matt graphite black	■ A 101 KO5 BF SWM
matt anthracite	■ A 101 KO5 BF ANM

1-gang rocker with lens and arrow symbols



for KNX push-button 1-gang ref.-no.: A 1071 1ST, A 1091 1ST

Ref.-no.

Duroplastic (scratch-proof) glossy	
white	■ A 101 KO5P WW
black	■ A 101 KO5P SW
Duroplastic lacquered	
aluminium	■ ■ A 101 KO5P AL
champagne	■ A 101 KO5P CH
mocha	■ A 101 KO5P MO
Thermoplastic (breakproof) high-gloss	
white	■ ■ A 101 KO5P BF WW
black	■ ■ A 101 KO5P BF SW
matt lacquered	
matt snow white	■ A 101 KO5P BF WWM
matt graphite black	■ A 101 KO5P BF SWM
matt anthracite	■ A 101 KO5P BF ANM

KNX push-button standard 2-gang



for rockers ref.-no. ... 102 ..., .. 102 KO5 .. of the AS and A ranges
ETS product family: Push-button
Product type: 2-gang push-button

Ref.-no.
A 1072 1ST

KNX push-button universal 2-gang



for rockers ref.-no. ... 102 ..., .. 102 KO5 .. of the AS and A ranges
ETS product family: Push-button
Product type: 2-gang push-button

Ref.-no.
A 1092 1ST

KNX push-button extension 2-gang



for rockers ref.-no. ... 102 .. of the AS and A ranges

Ref.-no.
A 1092 1TE

2-gang rocker



for KNX push-button 2-gang ref.-no.: A 1072 1ST, A 1092 1ST, A 1092 1TE

Ref.-no.

Duroplastic (scratch-proof) glossy	
white	■ A 102 WW
black	■ A 102 SW
Duroplastic lacquered	
aluminium	■ ■ A 102 AL
champagne	■ A 102 CH
mocha	■ A 102 MO
Thermoplastic (breakproof) high-gloss	
white	■ ■ A 102 BF WW
black	■ ■ A 102 BF SW
matt lacquered	
matt snow white	■ A 102 BF WWM
matt graphite black	■ A 102 BF SWM
matt anthracite	■ A 102 BF ANM

2-gang rocker with arrow symbols



for KNX push-button 2-gang ref.-no.: A 1072 1ST, A 1092 1ST, A 1092 1TE

Ref.-no.

Duroplastic (scratch-proof) glossy	
white	A 102 P WW
black	A 102 P SW
Duroplastic lacquered	
aluminium	A 102 P AL
champagne	A 102 P CH
mocha	A 102 P MO
Thermoplastic (breakproof) high-gloss	
white	A 102 P BF WW
black	A 102 P BF SW
matt lacquered	
matt snow white	A 102 P BF WWM
matt graphite black	A 102 P BF SWM
matt anthracite	A 102 P BF ANM

2-gang rocker with lens



for KNX push-button 2-gang ref.-no.: A 1072 1ST, A 1092 1ST

Ref.-no.

Duroplastic (scratch-proof) glossy	
white	■ A 102 KO5 WW
black	■ A 102 KO5 SW
Duroplastic lacquered	
aluminium	■ ■ A 102 KO5 AL
champagne	■ A 102 KO5 CH
mocha	■ A 102 KO5 MO
Thermoplastic (breakproof) high-gloss	
white	■ ■ A 102 KO5 BF WW
black	■ ■ A 102 KO5 BF SW
matt lacquered	
matt snow white	■ A 102 KO5 BF WWM
matt graphite black	■ A 102 KO5 BF SWM
matt anthracite	■ A 102 KO5 BF ANM

2-gang rocker with lens and arrow symbols



for KNX push-button 2-gang ref.-no.: A 1072 1ST, A 1092 1ST

Ref.-no.

Duroplastic (scratch-proof) glossy	
white	A 102 KO5P WW
black	A 102 KO5P SW
Duroplastic lacquered	
aluminium	A 102 KO5P AL
champagne	A 102 KO5P CH
mocha	A 102 KO5P MO
Thermoplastic (breakproof) high-gloss	
white	A 102 KO5P BF WW
black	A 102 KO5P BF SW
matt lacquered	
matt snow white	A 102 KO5P BF WWM
matt graphite black	A 102 KO5P BF SWM
matt anthracite	A 102 KO5P BF ANM

KNX push-button standard 1-gang



for rockers ref.-no. ... 101 ..., .. 101 KO5 .. of the CD and LS ranges
ETS product family: Push-button
Product type: 1-gang push-button

Ref.-no.
LS CD 1071 1ST

KNX push-button universal 1-gang



for rockers ref.-no. ... 101 ..., .. 101 KO5 .. of the CD and LS ranges
ETS product family: Push-button
Product type: 1-gang push-button

Ref.-no.
LS CD 1091 1ST

KNX push-button extension 1-gang



for rockers ref.-no. ... 101 .. of the CD and LS ranges

Ref.-no.
LS CD 1091 1TE

1-gang rocker



for KNX push-button 1-gang ref.-no.: LS CD 1071 1ST, LS CD 1091 1ST, LS CD 1091 1TE

Ref.-no.

Duroplastic (scratch-proof) glossy	
ivory	■ CD 101
white	■ CD 101 WW
brown	■ CD 101 BR
grey	■ CD 101 GR
light grey	■ CD 101 LG
black	■ CD 101 SW
Metal versions (anodized aluminium)	
gold-bronze	■ ■ CD 101 GB
platinum	■ ■ CD 101 PT

1-gang rocker with arrow symbols



for KNX push-button 1-gang ref.-no.: LS CD 1071 1ST, LS CD 1091 1ST, LS CD 1091 1TE

Ref.-no.

Duroplastic (scratch-proof) glossy	
ivory	■ CD 101 P
white	■ CD 101 P WW
brown	■ CD 101 P BR
grey	■ CD 101 P GR
light grey	■ CD 101 P LG
black	■ CD 101 P SW
Metal versions (anodized aluminium)	
gold-bronze	■ ■ CD 101 P GB
platinum	■ ■ CD 101 P PT

1-gang rocker with lens



for KNX push-button 1-gang ref.-no.: LS CD 1071 1ST, LS CD 1091 1ST

Ref.-no.

Duroplastic (scratch-proof) glossy	
ivory	■ CD 101 KO5
white	■ CD 101 KO5 WW
brown	■ CD 101 KO5 BR
grey	■ CD 101 KO5 GR
light grey	■ CD 101 KO5 LG
black	■ CD 101 KO5 SW
Metal versions (anodized aluminium)	
gold-bronze	■ ■ CD 101 KO5 GB
platinum	■ ■ CD 101 KO5 PT

1-gang rocker with lens and arrow symbols



for KNX push-button 1-gang ref.-no.: LS CD 1071 1ST, LS CD 1091 1ST

Ref.-no.

Duroplastic (scratch-proof) glossy	
ivory	■ CD 101 KO5P
white	■ CD 101 KO5P WW
brown	■ CD 101 KO5P BR
grey	■ CD 101 KO5P GR
light grey	■ CD 101 KO5P LG
black	■ CD 101 KO5P SW
Metal versions (anodized aluminium)	
gold-bronze	■ ■ CD 101 KO5P GB
platinum	■ ■ CD 101 KO5P PT

KNX push-button standard 2-gang



for rockers ref.-no. ... 102 ..., .. 102 KO5 .. of the CD and LS ranges
ETS product family: Push-button
Product type: 2-gang push-button

Ref.-no.
LS CD 1072 1ST

KNX push-button universal 2-gang



for rockers ref.-no. ... 102 ..., .. 102 KO5 .. of the CD and LS ranges
ETS product family: Push-button
Product type: 2-gang push-button

Ref.-no.
LS CD 1092 1ST

KNX push-button extension 2-gang



for rockers ref.-no. ... 102 .. of the CD and LS ranges

Ref.-no.
LS CD 1092 1TE

2-gang rocker



for KNX push-button 2-gang ref.-no.: LS CD 1072 1ST, LS CD 1092 1ST, LS CD 1092 1TE

Ref.-no.

Duroplastic (scratch-proof) glossy

ivory	■	CD 102
white	■	CD 102 WW
brown	■	CD 102 BR
grey	■	CD 102 GR
light grey	■	CD 102 LG
black	■	CD 102 SW

metal colours (duroplastic lacquered)

gold-bronze	■	CD 102 GB
platinum	■	CD 102 PT

2-gang rocker with arrow symbols



for KNX push-button 2-gang ref.-no.: LS CD 1072 1ST, LS CD 1092 1ST, LS CD 1092 1TE

Ref.-no.

Duroplastic (scratch-proof) glossy

ivory		CD 102 P
white		CD 102 P WW
brown		CD 102 P BR
grey		CD 102 P GR
light grey		CD 102 P LG
black		CD 102 P SW

metal colours (duroplastic lacquered)

gold-bronze		CD 102 P GB
platinum		CD 102 P PT

2-gang rocker with lens



for KNX push-button 2-gang ref.-no.: LS CD 1072 1ST, LS CD 1092 1ST

Ref.-no.

Duroplastic (scratch-proof) glossy

ivory	■	CD 102 KO5
white	■	CD 102 KO5 WW
brown	■	CD 102 KO5 BR
grey	■	CD 102 KO5 GR
light grey	■	CD 102 KO5 LG
black	■	CD 102 KO5 SW

metal colours (duroplastic lacquered)

gold-bronze	■	CD 102 KO5 GB
platinum	■	CD 102 KO5 PT

2-gang rocker with lens and arrow symbols



for KNX push-button 2-gang ref.-no.: LS CD 1072 1ST, LS CD 1092 1ST

Ref.-no.

Duroplastic (scratch-proof) glossy

ivory		CD 102 KO5P
white		CD 102 KO5P WW
brown		CD 102 KO5P BR
grey		CD 102 KO5P GR
light grey		CD 102 KO5P LG
black		CD 102 KO5P SW

metal colours (duroplastic lacquered)

gold-bronze		CD 102 KO5P GB
platinum		CD 102 KO5P PT

KNX push-button standard 1-gang



for rockers ref.-no. ... 101 ..., .. 101 KO5 .. of the CD and LS ranges
ETS product family: Push-button
Product type: 1-gang push-button

Ref.-no.
LS CD 1071 1ST

KNX push-button universal 1-gang



for rockers ref.-no. ... 101 ..., .. 101 KO5 .. of the CD and LS ranges
ETS product family: Push-button
Product type: 1-gang push-button

Ref.-no.
LS CD 1091 1ST

KNX push-button extension 1-gang



for rockers ref.-no. ... 101 .. of the CD and LS ranges

Ref.-no.
LS CD 1091 1TE

1-gang rocker



for KNX push-button 1-gang ref.-no.: LS CD 1071 1ST,
LS CD 1091 1ST, LS CD 1091 1TE

	Ref.-no.
Duroplastic (scratch-proof) glossy	
ivory	■ LS 101
white	■ LS 101 WW
light grey	■ LS 101 LG
black	■ LS 101 SW
matt lacquered	
matt snow white	■ LS 101 WWM
matt graphite black	■ LS 101 SWM
Duroplastic (scratch-proof) glossy – SILVERPLUS®	
white	■ SPLS 101 WW
Metal versions	
aluminium	■ ■ AL 101
stainless steel	■ ■ ES 101
anthracite (aluminium lacquered)	■ ■ AL 101 AN
dark (aluminium lacquered)	■ ■ AL 101 D
chrome	■ GCR 101
gold-coloured	■ GO 101
classic brass	■ ME 101 C
antique brass	■ ME 101 AT

1-gang rocker with arrow symbols



for KNX push-button 1-gang ref.-no.: LS CD 1071 1ST,
LS CD 1091 1ST, LS CD 1091 1TE

	Ref.-no.
Duroplastic (scratch-proof) glossy	
ivory	■ LS 101 P
white	■ LS 101 P WW
light grey	■ LS 101 P LG
black	■ LS 101 P SW
matt lacquered	
matt snow white	■ LS 101 P WWM
matt graphite black	■ LS 101 P SWM
Duroplastic (scratch-proof) glossy – SILVERPLUS®	
white	■ SPLS 101 P WW
Metal versions	
aluminium	■ AL 101 P
stainless steel	■ ES 101 P
anthracite (aluminium lacquered)	■ AL 101 P AN
dark (aluminium lacquered)	■ AL 101 P D
chrome	■ GCR 101 P
gold-coloured	■ GO 101 P
classic brass	■ ME 101 P C
antique brass	■ ME 101 P AT

1-gang rocker with lens



for KNX push-button 1-gang ref.-no.: LS CD 1071 1ST,
LS CD 1091 1ST

Ref.-no.

Duroplastic (scratch-proof) glossy

- ivory ■ LS 101 KO5
- white ■ LS 101 KO5 WW
- light grey ■ LS 101 KO5 LG
- black ■ LS 101 KO5 SW

matt lacquered

- matt snow white ■ LS 101 KO5 WWM
 - matt graphite black ■ LS 101 KO5 SWM
- Duroplastic (scratch-proof) glossy – SILVERPLUS®**
- white SPLS 101 KO5 WW

Metal versions

- aluminium ■■ AL 101 KO5
- stainless steel ■■ ES 101 KO5
- anthracite (aluminium lacquered) ■■ AL 101 KO5 AN
- dark (aluminium lacquered) ■■ AL 101 KO5 D
- chrome ■ GCR 101 KO5
- gold-coloured ■ GO 101 KO5
- classic brass ■ ME 101 KO5 C
- antique brass ■ ME 101 KO5 AT

1-gang rocker with lens and arrow symbols



for KNX push-button 1-gang ref.-no.: LS CD 1071 1ST,
LS CD 1091 1ST

Ref.-no.

Duroplastic (scratch-proof) glossy

- ivory LS 101 KO5P
- white LS 101 KO5P WW
- light grey LS 101 KO5P LG
- black LS 101 KO5P SW

matt lacquered

- matt snow white LS 101 KO5P WWM
- matt graphite black LS 101 KO5P SWM

Metal versions

- aluminium AL 101 KO5P
- stainless steel ES 101 KO5P
- anthracite (aluminium lacquered) AL 101 KO5P AN
- dark (aluminium lacquered) AL 101 KO5P D
- chrome GCR 101 KO5P
- gold-coloured GO 101 KO5P
- classic brass ME 101 KO5P C
- antique brass ME 101 KO5P AT

KNX push-button standard 2-gang



for rockers ref.-no. .. 102 .., .. 102 KO5 .. of the CD and LS
ranges
ETS product family: Push-button
Product type: 2-gang push-button

Ref.-no.

LS CD 1072 1ST

KNX push-button universal 2-gang



for rockers ref.-no. .. 102 .., .. 102 KO5 .. of the CD and LS
ranges
ETS product family: Push-button
Product type: 2-gang push-button

Ref.-no.

LS CD 1092 1ST

KNX push-button extension 2-gang



for rockers ref.-no. .. 102 .. of the CD and LS ranges

Ref.-no.

LS CD 1092 1TE

2-gang rocker



for KNX push-button 2-gang ref.-no.: LS CD 1072 1ST,
LS CD 1092 1ST, LS CD 1092 1TE

2-gang rocker with lens



for KNX push-button 2-gang ref.-no.: LS CD 1072 1ST,
LS CD 1092 1ST

	Ref.-no.
Duroplastic (scratch-proof) glossy	
ivory	■ LS 102
white	■ LS 102 WW
light grey	■ LS 102 LG
black	■ LS 102 SW
matt lacquered	
matt snow white	■ LS 102 WWM
matt graphite black	■ LS 102 SWM
Duroplastic (scratch-proof) glossy – SILVERPLUS®	
white	■ SPLS 102 WW
Metal versions	
aluminium	■ ■ AL 102
stainless steel	■ ■ ES 102
anthracite (aluminium lacquered)	■ ■ AL 102 AN
dark (aluminium lacquered)	■ ■ AL 102 D
chrome	■ GCR 102
gold-coloured	■ GO 102
classic brass	■ ME 102 C
antique brass	■ ME 102 AT

	Ref.-no.
Duroplastic (scratch-proof) glossy	
ivory	■ LS 102 KO5
white	■ LS 102 KO5 WW
light grey	■ LS 102 KO5 LG
black	■ LS 102 KO5 SW
matt lacquered	
matt snow white	■ LS 102 KO5 WWM
matt graphite black	■ LS 102 KO5 SWM
Duroplastic (scratch-proof) glossy – SILVERPLUS®	
white	■ SPLS 102 KO5 WW
Metal versions	
aluminium	■ ■ AL 102 KO5
stainless steel	■ ■ ES 102 KO5
anthracite (aluminium lacquered)	■ ■ AL 102 KO5 AN
dark (aluminium lacquered)	■ ■ AL 102 KO5 D
chrome	■ GCR 102 KO5
gold-coloured	■ GO 102 KO5
classic brass	■ ME 102 KO5 C
antique brass	■ ME 102 KO5 AT

2-gang rocker with arrow symbols



for KNX push-button 2-gang ref.-no.: LS CD 1072 1ST,
LS CD 1092 1ST, LS CD 1092 1TE

2-gang rocker with lens and arrow symbols



for KNX push-button 2-gang ref.-no.: LS CD 1072 1ST,
LS CD 1092 1ST

	Ref.-no.
Duroplastic (scratch-proof) glossy	
ivory	■ LS 102 P
white	■ LS 102 P WW
light grey	■ LS 102 P LG
black	■ LS 102 P SW
matt lacquered	
matt snow white	■ LS 102 P WWM
matt graphite black	■ LS 102 P SWM
Duroplastic (scratch-proof) glossy – SILVERPLUS®	
white	■ SPLS 102 P WW
Metal versions	
aluminium	■ ■ AL 102 P
stainless steel	■ ■ ES 102 P
anthracite (aluminium lacquered)	■ ■ AL 102 P AN
dark (aluminium lacquered)	■ ■ AL 102 P D
chrome	■ GCR 102 P
gold-coloured	■ GO 102 P
classic brass	■ ME 102 P C
antique brass	■ ME 102 P AT

	Ref.-no.
Duroplastic (scratch-proof) glossy	
ivory	■ LS 102 KO5P
white	■ LS 102 KO5P WW
light grey	■ LS 102 KO5P LG
black	■ LS 102 KO5P SW
matt lacquered	
matt snow white	■ LS 102 KO5P WWM
matt graphite black	■ LS 102 KO5P SWM
Metal versions	
aluminium	■ ■ AL 102 KO5P
stainless steel	■ ■ ES 102 KO5P
anthracite (aluminium lacquered)	■ ■ AL 102 KO5P AN
dark (aluminium lacquered)	■ ■ AL 102 KO5P D
chrome	■ GCR 102 KO5P
gold-coloured	■ GO 102 KO5P
classic brass	■ ME 102 KO5P C
antique brass	■ ME 102 KO5P AT

KNX push-button F 40



The KNX F 40 push-buttons rely on large buttons for convenient handling, which can be created individually with the JUNG GRAPHIC TOOL. In the universal version, the KNX F 40 push-buttons are secure thanks to KNX Secure. The modules are design-dependent and must be ordered separately for the A, CD or LS ranges.

A RANGE

AS 500



A 550



A CREATION



A FLOW



A VIVA



Frame

Push-button module/
Room controller

A 4291 IST



A 4292 IST



A 4293 IST



A 4294 IST



A 429D IST



Cover kit

A 401 TSA WW

A 402 TSA WW

A 403 TSA WW

A 404 TSA WW

A 4093 TSA WW

CD RANGE

CD 500



CD PLUS



Frame

Push-button module/
Room controller

CD 4291 IST



CD 4292 IST



CD 4293 IST



CD 4294 IST



CD 429D IST



Cover kit

CD 401 TSA WW

CD 402 TSA WW

CD 403 TSA WW

CD 404 TSA WW

CD 4093 TSA WW

LS RANGE

LS 990



LS DESIGN



LS PLUS



LS ZERO



Frame

Push-button module/
Room controller

LS 4291 IST



LS 4292 IST



LS 4293 IST



LS 4294 IST



LS 429D IST



Cover kit

LS 401 TSA WW

LS 402 TSA WW

LS 403 TSA WW

LS 404 TSA WW

LS 4093 TSA WW

KNX universal push-button module

Intended use

- Operation of loads, e.g. light on/off, dimming, blinds up/down, brightness values, temperatures, calling up and saving light scenes, etc.
- Installation in flush box with dimensions according to DIN 49073

Product characteristics

- KNX medium: TP 256
- Push-button functions switching, dimming, controlling blinds, value transmitter, calling up light scenes etc.
- Measurement of room temperature
- Temperature measurement optionally with internal device sensor and external sensor connected via communication object
- To be completed with cover kit
- Two red status LEDs per button
- One blue operation LED as orientation light and to indicate the programming status
- LED functions alarm message and reducing brightness can be adjusted separately
- Integrated bus coupling unit
- One, two or three functions per button
- Push-button function or rocker function, vertical or horizontal
- Disabling function: Disabling or change function mode of single or all button functions
- Connection for a push-button extension module, 1-4 gang
- KNX Data Secure compatible with ETS 5.7.7 or ETS 6.1.0 or higher
- Can be updated with the ETS Service App

KNX universal push-button module 1-gang



for cover kit 1-gang, ref.-no.: A 401 TSA ..
for cover 1-gang with symbols, ref.-no.: A 401 TSAP ..
can be extended by means of a push-button extension module, ref.-no.: 409.. TSEM
ETS product family: Push-button
Product type: 1-gang push-button

Ref.-no.
A 4291 1ST

KNX universal push-button module 2-gang



for cover kit 2-gang, ref.-no.: A 402 TSA ..
for cover 2-gang with symbols, ref.-no.: A 402 TSAP ..
can be extended by means of a push-button extension module, ref.-no.: 409.. TSEM
ETS product family: Push-button
Product type: 2-gang push-button

Ref.-no.
A 4292 1ST

KNX universal push-button module 3-gang



for cover kit 3-gang, ref.-no.: A 403 TSA ..
for cover 2-gang with symbols, ref.-no.: A 402 TSAP ..
for cover 4-gang with symbols, ref.-no.: A 404 TSAP ..
can be extended by means of a push-button extension module, ref.-no.: 409.. TSEM
ETS product family: Push-button
Product type: 3-gang push-button

Ref.-no.
A 4293 1ST

KNX universal push-button module 4-gang



for cover kit 4-gang, ref.-no.: A 404 TSA ..
for cover 4-gang with symbols, ref.-no.: A 404 TSAP ..
can be extended by means of a push-button extension module, ref.-no.: 409.. TSEM
ETS product family: Push-button
Product type: 4-gang push-button

Ref.-no.
A 4294 1ST

KNX room controller display module



for cover kit 3-gang, ref.-no.: A 4093 TSA ..
can be extended by means of a push-button extension module, ref.-no.: 409.. TSEM

Intended use

- Operation of loads, e.g. light on/off, dimming, blinds up/down, brightness values, temperatures, calling up and saving light scenes, etc.
- Measurement and feedback control of the room temperature
- Installation in flush box with dimensions according to DIN 49073

Product characteristics


- All buttons can be assigned with push-button sensor functions or functions for controller operation.
- KNX medium: TP 256
 - Four red status LEDs
 - One blue operation LED as orientation light and to indicate the programming status
 - Integrated bus coupling unit
 - Connection for a push-button extension module, 1-4 gang
 - Integrated temperature sensor
 - Room temperature control with setpoint specification
 - Display of room or set temperature
 - Display of outdoor temperature – with external sensor, e.g. weather station
 - Display of time, in conjunction with KNX time encoder
 - Push-button functions switching, dimming, controlling blinds, value transmitter, calling up light scenes etc.
 - Push-button function or rocker function, vertical or horizontal
 - Fan coil application with up to 8 fan speeds and auto function
 - KNX Data Secure compatible with ETS 5.7.7 or ETS 6.1.0 or higher
 - Can be updated with the ETS Service App

Ref.-no.
A 429 D 1ST

Technical data

Recommended mounting height: 1.5 m

Push-button extension module



for the extension of up to 4 additional push-buttons for the devices:

- Universal push-button module (ref.-no. .. 429.. 1ST)
 - Room controller display module (ref.-no. .. 429 D 1ST)
- preferred installation: vertical
Adapter frames are included in delivery:
ref.-no. LS 4 AR for LS range (pre-mounted) and
ref.-no. CD 4 AR for CD range.
AS / A ranges without adapter frame.
red LED: status indication

	Ref.-no.
1-gang	4091 TSEM
2-gang	4092 TSEM
3-gang	4093 TSEM
4-gang	4094 TSEM

Screws for protection against dismounting see page 29

Transparent cover kit 1-gang



for operation on construction site without design covers to clip on F 40 push-button modules 1-gang
ref.-no.: .. 4291 1ST, 4091 TSEM, 4071 RF TSM, 4212 TSM, 4008 TSM, FM 4001 M


Ref.-no.

Thermoplastic (breakproof) high-gloss

transparent

401 TSA T

Transparent cover kit 2-gang



for operation on construction site without design covers to clip on F 40 push-button modules 2-gang
ref.-no.: .. 4292 1ST, 4092 TSEM, 4072 RF TSM, 4224 TSM, 4008 TSM, FM 4002 M

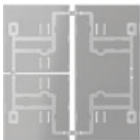
Ref.-no.

Thermoplastic (breakproof) high-gloss

transparent

402 TSA T

Transparent cover kit 3-gang



for operation on construction site without design covers to clip on F 40 push-button modules 3-gang
ref.-no.: .. 4293 1ST, 4093 TSEM, 4073 RF TSM, 4236 TSM, 4008 TSM, FM 4003 M

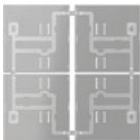
Ref.-no.

Thermoplastic (breakproof) high-gloss

transparent

403 TSA T

Transparent cover kit 4-gang



for operation on construction site without design covers to clip on F 40 push-button modules 4-gang
ref.-no.: .. 4294 1ST, 4094 TSEM, 4074 RF TSM, 4248 TSM, 4008 TSM, FM 4004 M

Ref.-no.

Thermoplastic (breakproof) high-gloss

transparent

404 TSA T

Transparent cover kit



for operation on construction site without design covers to clip on room controller display module ref.-no.: .. 429 D 1ST

Ref.-no.

Thermoplastic (breakproof) high-gloss

transparent

4093 TSA T

Cover kits for AS and A ranges

Cover kit 1-gang



to clip on F 40 push-button modules 1-gang
ref.-no.: A 4291 1ST, 4091 TSEM, 4071 RF TSM, 4212 TSM, 4008 TSM, FM 4001 M

Ref.-no.

Thermoplastic (breakproof) high-gloss

ivory ■ ■ A 401 TSA
white ■ ■ A 401 TSA WW
black ■ ■ A 401 TSA SW


Thermoplastic (breakproof) lacquered

aluminium ■ ■ A 401 TSA AL
champagne ■ A 401 TSA CH
mocha ■ A 401 TSA MO

matt lacquered

matt snow white ■ A 401 TSA WWM
matt graphite black ■ A 401 TSA SWM
matt anthracite ■ A 401 TSA ANM

Cover kit 2-gang



to clip on F 40 push-button modules 2-gang
ref.-no.: A 4292 1ST, 4092 TSEM, 4072 RF TSM, 4224 TSM, 4008 TSM, FM 4002 M

Ref.-no.

Thermoplastic (breakproof) high-gloss

ivory ■ ■ A 402 TSA
white ■ ■ A 402 TSA WW
black ■ ■ A 402 TSA SW

Thermoplastic (breakproof) lacquered

aluminium ■ ■ A 402 TSA AL
champagne ■ A 402 TSA CH
mocha ■ A 402 TSA MO

matt lacquered

matt snow white ■ A 402 TSA WWM
matt graphite black ■ A 402 TSA SWM
matt anthracite ■ A 402 TSA ANM

Cover kit 3-gang



to clip on F 40 push-button modules 3-gang
ref.-no.: A 4293 1ST, 4093 TSEM, 4073 RF TSM, 4236 TSM, 4008 TSM, FM 4003 M

Ref.-no.

Thermoplastic (breakproof) high-gloss

ivory ■ ■ A 403 TSA
white ■ ■ A 403 TSA WW
black ■ ■ A 403 TSA SW

Thermoplastic (breakproof) lacquered

aluminium ■ ■ A 403 TSA AL
champagne ■ A 403 TSA CH
mocha ■ A 403 TSA MO

matt lacquered

matt snow white ■ A 403 TSA WWM
matt graphite black ■ A 403 TSA SWM
matt anthracite ■ A 403 TSA ANM

Cover kit 4-gang



to clip on F 40 push-button modules 4-gang
ref.-no.: A 4294 1ST, 4094 TSEM, 4074 RF TSM, 4248 TSM,
4008 TSM, FM 4004 M

Ref.-no.

Thermoplastic (breakproof) high-gloss

ivory	■ ■	A 404 TSA
white	■ ■	A 404 TSA WW
black	■ ■	A 404 TSA SW

Thermoplastic (breakproof) lacquered

aluminium	■ ■	A 404 TSA AL
champagne	■ ■	A 404 TSA CH
mocha	■ ■	A 404 TSA MO

matt lacquered

matt snow white	■ ■	A 404 TSA WWM
matt graphite black	■ ■	A 404 TSA SWM
matt anthracite	■ ■	A 404 TSA ANM

Cover 1-gang with arrow symbols



to clip on F 40 push-button modules 1-gang
ref.-no.: A 4291 1ST, 4091 TSEM, 4071 RF TSM, 4212 TSM,
4008 TSM, FM 4001 M

Ref.-no.

Thermoplastic (breakproof) high-gloss

ivory	A 401 TSAP
white	A 401 TSAP WW
black	A 401 TSAP SW

Thermoplastic (breakproof) lacquered

aluminium	A 401 TSAP AL
champagne	A 401 TSAP CH
mocha	A 401 TSAP MO

matt lacquered

matt snow white	A 401 TSAP WWM
matt graphite black	A 401 TSAP SWM
matt anthracite	A 401 TSAP ANM

Cover kit



to clip on room controller display module ref.-no.:
A 429 D 1ST

Ref.-no.

Thermoplastic (breakproof) high-gloss

ivory	■ ■	A 4093 TSA
white	■ ■	A 4093 TSA WW
black	■ ■	A 4093 TSA SW

Thermoplastic (breakproof) lacquered

aluminium	■ ■	A 4093 TSA AL
champagne	■ ■	A 4093 TSA CH
mocha	■ ■	A 4093 TSA MO

matt lacquered

matt snow white	■ ■	A 4093 TSA WWM
matt graphite black	■ ■	A 4093 TSA SWM
matt anthracite	■ ■	A 4093 TSA ANM

Cover 2-gang with arrow symbols



to exchange the covers of the cover kit 2-gang
ref.-no.: A 402 TSA..
and the right cover of the cover kit 3-gang
ref.-no.: A 403 TSA..

Ref.-no.

Thermoplastic (breakproof) high-gloss

ivory	A 402 TSAP
white	A 402 TSAP WW
black	A 402 TSAP SW

Thermoplastic (breakproof) lacquered

aluminium	A 402 TSAP AL
champagne	A 402 TSAP CH
mocha	A 402 TSAP MO

matt lacquered

matt snow white	A 402 TSAP WWM
matt graphite black	A 402 TSAP SWM
matt anthracite	A 402 TSAP ANM

Professional laser engraving and colour printing! For further information see jung.group/gt

Cover with neutral symbol



to exchange the display cover of the cover kit
ref.-no.: A 4093 TSA..

Ref.-no.

Thermoplastic (breakproof) high-gloss

A 409 N

Cover 4-gang with arrow symbols



to exchange the top left cover of the cover kit 3-gang
ref.-no.: A 403 TSA..
and top left and bottom right cover of the cover kit 4-gang
ref.-no.: A 404 TSA..
to exchange the bottom right cover of the cover kit
ref.-no.: A 4093 TSA..

Ref.-no.

Thermoplastic (breakproof) high-gloss

ivory	A 404 TSAP 14
white	A 404 TSAP WW 14
black	A 404 TSAP SW 14

Thermoplastic (breakproof) lacquered

aluminium	A 404 TSAP AL 14
champagne	A 404 TSAP CH 14
mocha	A 404 TSAP MO 14

matt lacquered

matt snow white	A 404 TSAP WWM 14
matt graphite black	A 404 TSAP SWM 14
matt anthracite	A 404 TSAP ANM 14

Ref.-no.

Thermoplastic (breakproof) high-gloss

A 409 T

Cover 4-gang with arrow symbols

to exchange the bottom left cover of the cover kit 3-gang
ref.-no.: A 403 TSA..
and top right and bottom left cover of the cover kit 4-gang
ref.-no.: A 404 TSA..
to exchange the bottom left cover of the cover kit
ref.-no.: A 4093 TSA..



	Ref.-no.
Thermoplastic (breakproof) high-gloss	
ivory	A 404 TSAP 23
white	A 404 TSAP WW 23
black	A 404 TSAP SW 23
Thermoplastic (breakproof) lacquered	
aluminium	A 404 TSAP AL 23
champagne	A 404 TSAP CH 23
mocha	A 404 TSAP MO 23
matt lacquered	
matt snow white	A 404 TSAP WWM 23
matt graphite black	A 404 TSAP SWM 23
matt anthracite	A 404 TSAP ANM 23

KNX universal push-button module

Intended use

- Operation of loads, e.g. light on/off, dimming, blinds up/down, brightness values, temperatures, calling up and saving light scenes, etc.
- Installation in flush box with dimensions according to DIN 49073

Product characteristics

- KNX medium: TP 256
- Push-button functions switching, dimming, controlling blinds, value transmitter, calling up light scenes etc.
- Measurement of room temperature
- Temperature measurement optionally with internal device sensor and external sensor connected via communication object
- To be completed with cover kit
- Two red status LEDs per button
- One blue operation LED as orientation light and to indicate the programming status
- LED functions alarm message and reducing brightness can be adjusted separately
- Integrated bus coupling unit
- One, two or three functions per button
- Push-button function or rocker function, vertical or horizontal
- Disabling function: Disabling or change function mode of single or all button functions
- Connection for a push-button extension module, 1-4 gang
- KNX Data Secure compatible with ETS 5.7.7 or ETS 6.1.0 or higher
- Can be updated with the ETS Service App

KNX universal push-button module 1-gang



for cover kit 1-gang, ref.-no.: CD401 TSA ..
for cover 1-gang with symbols, ref.-no.: CD 401 TSAP ..
can be extended by means of a push-button extension
module, ref.-no.: 409.. TSEM
ETS product family: Push-button
Product type: 1-gang push-button

Ref.-no.
CD 4291 1ST

KNX universal push-button module 2-gang



for cover kit 2-gang, ref.-no.: CD 402 TSA ..
for cover 2-gang with symbols, ref.-no.: CD 402 TSAP ..
can be extended by means of a push-button extension
module, ref.-no.: 409.. TSEM
ETS product family: Push-button
Product type: 2-gang push-button

Ref.-no.
CD 4292 1ST

KNX universal push-button module 3-gang



for cover kit 3-gang, ref.-no.: CD 403 TSA ..
for cover 2-gang with symbols, ref.-no.: CD 402 TSAP ..
for cover 4-gang with symbols, ref.-no.: CD 404 TSAP ..
can be extended by means of a push-button extension
module, ref.-no.: 409.. TSEM
ETS product family: Push-button
Product type: 3-gang push-button

Ref.-no.
CD 4293 1ST

KNX universal push-button module 4-gang



for cover kit 4-gang, ref.-no.: CD 404 TSA ..
for cover 4-gang with symbols, ref.-no.: CD 404 TSAP ..
can be extended by means of a push-button extension
module, ref.-no.: 409.. TSEM
ETS product family: Push-button
Product type: 4-gang push-button

Ref.-no.
CD 4294 1ST

KNX room controller display module



for cover kit 3-gang, ref.-no.: CD 4093 TSA ..
can be extended by means of a push-button extension
module, ref.-no.: 409.. TSEM

Intended use

- Operation of loads, e.g. light on/off, dimming, blinds up/down, brightness values, temperatures, calling up and saving light scenes, etc.
- Measurement and feedback control of the room temperature
- Installation in flush box with dimensions according to DIN 49073

Product characteristics

All buttons can be assigned with push-button sensor functions or functions for controller operation.

- KNX medium: TP 256
- Four red status LEDs
- One blue operation LED as orientation light and to indicate the programming status
- Integrated bus coupling unit
- Connection for a push-button extension module, 1-4 gang
- Integrated temperature sensor
- Room temperature control with setpoint specification
- Display of room or set temperature
- Display of outdoor temperature – with external sensor, e.g. weather station
- Display of time, in conjunction with KNX time encoder
- Push-button functions switching, dimming, controlling blinds, value transmitter, calling up light scenes etc.
- Push-button function or rocker function, vertical or horizontal
- Fan coil application with up to 8 fan speeds and auto function
- KNX Data Secure compatible with ETS 5.7.7 or ETS 6.1.0 or higher
- Can be updated with the ETS Service App

Ref.-no.
CD 429 D 1ST

Technical data

Recommended mounting height: 1.5 m

Push-button extension module



for the extension of up to 4 additional push-buttons for the
devices:

- Universal push-button module (ref.-no. .. 429.. 1ST)
 - Room controller display module (ref.-no. .. 429 D 1ST)
- preferred installation: vertical
Adapter frames are included in delivery:
ref.-no. LS 4 AR for LS range (pre-mounted) and
ref.-no. CD 4 AR for CD range.
AS / A ranges without adapter frame.
red LED: status indication

	Ref.-no.
1-gang	4091 TSEM
2-gang	4092 TSEM
3-gang	4093 TSEM
4-gang	4094 TSEM

Transparent cover kit 1-gang



for operation on construction site without design covers
to clip on F 40 push-button modules 1-gang
ref.-no.: .. 4291 1ST, 4091 TSEM, 4071 RF TSM, 4212 TSM,
4008 TSM, FM 4001 M

Ref.-no.

Thermoplastic (breakproof) high-gloss
transparent **401 TSA T**

Transparent cover kit 2-gang



for operation on construction site without design covers
to clip on F 40 push-button modules 2-gang
ref.-no.: .. 4292 1ST, 4092 TSEM, 4072 RF TSM, 4224 TSM,
4008 TSM, FM 4002 M

Ref.-no.

Thermoplastic (breakproof) high-gloss
transparent **402 TSA T**

Transparent cover kit 3-gang



for operation on construction site without design covers
to clip on F 40 push-button modules 3-gang
ref.-no.: .. 4293 1ST, 4093 TSEM, 4073 RF TSM, 4236 TSM,
4008 TSM, FM 4003 M

Ref.-no.

Thermoplastic (breakproof) high-gloss
transparent **403 TSA T**

Transparent cover kit 4-gang



for operation on construction site without design covers
to clip on F 40 push-button modules 4-gang
ref.-no.: .. 4294 1ST, 4094 TSEM, 4074 RF TSM, 4248 TSM,
4008 TSM, FM 4004 M

Ref.-no.

Thermoplastic (breakproof) high-gloss
transparent **404 TSA T**

Transparent cover kit



for operation on construction site without design covers
to clip on room controller display module ref.-no.:
.. 429 D 1ST

Ref.-no.

Thermoplastic (breakproof) high-gloss
transparent **4093 TSA T**

Screws for protection against dismounting see page 29

Cover kits for CD range

Cover kit 1-gang



to clip on F 40 push-button modules 1-gang
ref.-no.: CD 4291 1ST, 4091 TSEM, 4071 RF TSM,
4212 TSM, 4008 TSM, FM 4001 M

Ref.-no.

Thermoplastic (breakproof) high-gloss

ivory	■ ■	CD 401 TSA
white	■ ■	CD 401 TSA WW
grey	■ ■	CD 401 TSA GR
light grey	■ ■	CD 401 TSA LG
black	■ ■	CD 401 TSA SW

Cover kit 2-gang



to clip on F 40 push-button modules 2-gang
ref.-no.: CD 4292 1ST, 4092 TSEM, 4072 RF TSM,
4224 TSM, 4008 TSM, FM 4002 M

Ref.-no.

Thermoplastic (breakproof) high-gloss

ivory	■ ■	CD 402 TSA
white	■ ■	CD 402 TSA WW
grey	■ ■	CD 402 TSA GR
light grey	■ ■	CD 402 TSA LG
black	■ ■	CD 402 TSA SW

Cover kit 3-gang



to clip on F 40 push-button modules 3-gang
ref.-no.: CD 4293 1ST, 4093 TSEM, 4073 RF TSM,
4236 TSM, 4008 TSM, FM 4003 M

Ref.-no.

Thermoplastic (breakproof) high-gloss

ivory	■ ■	CD 403 TSA
white	■ ■	CD 403 TSA WW
grey	■ ■	CD 403 TSA GR
light grey	■ ■	CD 403 TSA LG
black	■ ■	CD 403 TSA SW

Cover kit 4-gang



to clip on F 40 push-button modules 4-gang
ref.-no.: CD 4294 1ST, 4094 TSEM, 4074 RF TSM,
4248 TSM, 4008 TSM, FM 4004 M

Ref.-no.

Thermoplastic (breakproof) high-gloss

ivory	■ ■	CD 404 TSA
white	■ ■	CD 404 TSA WW
grey	■ ■	CD 404 TSA GR
light grey	■ ■	CD 404 TSA LG
black	■ ■	CD 404 TSA SW

Cover kit



to clip on room controller display module ref.-no.:
CD 429 D 1ST

Ref.-no.

Thermoplastic (breakproof) high-gloss

ivory	■ ■	CD 4093 TSA
white	■ ■	CD 4093 TSA WW
grey	■ ■	CD 4093 TSA GR
light grey	■ ■	CD 4093 TSA LG
black	■ ■	CD 4093 TSA SW

Professional laser engraving and colour printing!
For further information see jung.group/gt

Cover with neutral symbol



to exchange the display cover of the cover kit
ref.-no.: CD 4093 TSA..

Ref.-no.

Thermoplastic (breakproof) high-gloss

CD 409 N

Cover with temperature symbol



to exchange the display cover of the cover kit
ref.-no.: CD 4093 TSA..

Ref.-no.

Thermoplastic (breakproof) high-gloss

CD 409 T

Cover 1-gang with arrow symbols



to clip on F 40 push-button modules 1-gang
ref.-no.: CD 4291 1ST, 4091 TSEM, 4071 RF TSM,
4212 TSM, 4008 TSM, FM 4001 M

Ref.-no.

Thermoplastic (breakproof) high-gloss

ivory	■ ■	CD 401 TSAP
white	■ ■	CD 401 TSAP WW
grey	■ ■	CD 401 TSAP GR
light grey	■ ■	CD 401 TSAP LG
black	■ ■	CD 401 TSAP SW

Cover 2-gang with arrow symbols



to exchange the covers of the cover kit 2-gang
ref.-no.: CD 402 TSA..
and the right cover of the cover kit 3-gang
ref.-no.: CD 403 TSA..

Ref.-no.

Thermoplastic (breakproof) high-gloss

ivory	CD 402 TSAP
white	CD 402 TSAP WW
grey	CD 402 TSAP GR
light grey	CD 402 TSAP LG
black	CD 402 TSAP SW

Cover 4-gang with arrow symbols



to exchange the top left cover of the cover kit 3-gang
ref.-no.: CD 403 TSA..
and top left and bottom right cover of the cover kit 4-gang
ref.-no.: CD 404 TSA..
to exchange the bottom right cover of the cover kit
ref.-no.: CD 4093 TSA..

Ref.-no.

Thermoplastic (breakproof) high-gloss

ivory	CD 404 TSAP 14
white	CD 404 TSAP WW 14
grey	CD 404 TSAP GR 14
light grey	CD 404 TSAP LG 14
black	CD 404 TSAP SW 14

Cover 4-gang with arrow symbols



to exchange the bottom left cover of the cover kit 3-gang
ref.-no.: CD 403 TSA..
and top right and bottom left cover of the cover kit 4-gang
ref.-no.: CD 404 TSA..
to exchange the bottom left cover of the cover kit
ref.-no.: CD 4093 TSA..

Ref.-no.

Thermoplastic (breakproof) high-gloss

ivory	CD 404 TSAP 23
white	CD 404 TSAP WW 23
grey	CD 404 TSAP GR 23
light grey	CD 404 TSAP LG 23
black	CD 404 TSAP SW 23

Adapter frame



(spare part)
to combine F 40 push-button modules with CD range
Also included in delivery of modules.

Ref.-no.

CD 4 AR

KNX universal push-button module


Intended use

- Operation of loads, e.g. light on/off, dimming, blinds up/down, brightness values, temperatures, calling up and saving light scenes, etc.
- Installation in flush box with dimensions according to DIN 49073

Product characteristics

- KNX medium: TP 256
- Push-button functions switching, dimming, controlling blinds, valve transmitter, calling up light scenes etc.
- Measurement of room temperature
- Temperature measurement optionally with internal device sensor and external sensor connected via communication object
- To be completed with cover kit
- Two red status LEDs per button
- One blue operation LED as orientation light and to indicate the programming status
- LED functions alarm message and reducing brightness can be adjusted separately
- Integrated bus coupling unit
- One, two or three functions per button
- Push-button function or rocker function, vertical or horizontal
- Disabling function: Disabling or change function mode of single or all button functions
- Connection for a push-button extension module, 1-4 gang
- KNX Data Secure compatible with ETS 5.7.7 or ETS 6.1.0 or higher
- Can be updated with the ETS Service App

KNX universal push-button module 1-gang




for cover kit 1-gang, ref.-no.: .. 401 TSA .. in the LS range
for cover 1-gang with symbols, ref.-no.: .. 401 TSAP .. in the LS range
can be extended by means of a push-button extension
module, ref.-no.: 409.. TSEM
ETS product family: Push-button
Product type: 1-gang push-button

Ref.-no.

LS 4291 1ST

KNX universal push-button module 2-gang




for cover kit 2-gang, ref.-no.: .. 402 TSA .. in the LS range
for cover 2-gang with symbols, ref.-no.: .. 402 TSAP .. in the LS range
can be extended by means of a push-button extension
module, ref.-no.: 409.. TSEM
ETS product family: Push-button
Product type: 2-gang push-button

Ref.-no.

LS 4292 1ST

KNX universal push-button module 3-gang



for cover kit 3-gang, ref.-no.: .. 403 TSA .. in the LS range
for cover 2-gang with symbols, ref.-no.: .. 402 TSAP .. in the LS range
for cover 4-gang with symbols, ref.-no.: .. 404 TSAP .. in the LS range
can be extended by means of a push-button extension
module, ref.-no.: 409.. TSEM
ETS product family: Push-button
Product type: 3-gang push-button

Ref.-no.

LS 4293 1ST

KNX universal push-button module 4-gang



for cover kit 4-gang, ref.-no.: .. 404 TSA .. in the LS range
for cover 4-gang with symbols, ref.-no.: .. 404 TSAP .. in the LS range
can be extended by means of a push-button extension module, ref.-no.: 409.. TSEM
ETS product family: Push-button
Product type: 4-gang push-button

Ref.-no.
LS 4294 1ST

KNX room controller display module



for cover kit 3-gang, ref.-no.: .. 4093 TSA .. in the LS range
can be extended by means of a push-button extension module, ref.-no.: 409.. TSEM

Intended use

- Operation of loads, e.g. light on/off, dimming, blinds up/down, brightness values, temperatures, calling up and saving light scenes, etc.
- Measurement and feedback control of the room temperature
- Installation in flush box with dimensions according to DIN 49073

Product characteristics

All buttons can be assigned with push-button sensor functions or functions for controller operation.


- KNX medium: TP 256
- Four red status LEDs
- One blue operation LED as orientation light and to indicate the programming status
- Integrated bus coupling unit
- Connection for a push-button extension module, 1-4 gang
- Integrated temperature sensor
- Room temperature control with setpoint specification
- Display of room or set temperature
- Display of outdoor temperature – with external sensor, e.g. weather station
- Display of time, in conjunction with KNX time encoder
- Push-button functions switching, dimming, controlling blinds, value transmitter, calling up light scenes etc.
- Push-button function or rocker function, vertical or horizontal
- Fan coil application with up to 8 fan speeds and auto function
- KNX Data Secure compatible with ETS 5.7.7 or ETS 6.1.0 or higher
- Can be updated with the ETS Service App

Ref.-no.
LS 429 D 1ST

Technical data

Recommended mounting height: 1.5 m

Push-button extension module



for the extension of up to 4 additional push-buttons for the devices:

- Universal push-button module (ref.-no. .. 429.. 1ST)
 - Room controller display module (ref.-no. .. 429 D 1ST)
- preferred installation: vertical
Adapter frames are included in delivery:
ref.-no. LS 4 AR for LS range (pre-mounted) and
ref.-no. CD 4 AR for CD range.
AS / A ranges without adapter frame.
red LED: status indication

Ref.-no.
4091 TSEM
4092 TSEM
4093 TSEM
4094 TSEM

Transparent cover kit 1-gang




for operation on construction site without design covers
to clip on F 40 push-button modules 1-gang
ref.-no.: .. 4291 1ST, 4091 TSEM, 4071 RF TSM, 4212 TSM,
4008 TSM, FM 4001 M

Ref.-no.

Thermoplastic (breakproof) high-gloss
transparent **401 TSA T**

Transparent cover kit 2-gang

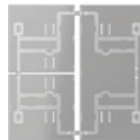


for operation on construction site without design covers
to clip on F 40 push-button modules 2-gang
ref.-no.: .. 4292 1ST, 4092 TSEM, 4072 RF TSM, 4224 TSM,
4008 TSM, FM 4002 M

Ref.-no.

Thermoplastic (breakproof) high-gloss
transparent **402 TSA T**

Transparent cover kit 3-gang

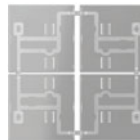


for operation on construction site without design covers
to clip on F 40 push-button modules 3-gang
ref.-no.: .. 4293 1ST, 4093 TSEM, 4073 RF TSM, 4236 TSM,
4008 TSM, FM 4003 M

Ref.-no.

Thermoplastic (breakproof) high-gloss
transparent **403 TSA T**

Transparent cover kit 4-gang



for operation on construction site without design covers
to clip on F 40 push-button modules 4-gang
ref.-no.: .. 4294 1ST, 4094 TSEM, 4074 RF TSM, 4248 TSM,
4008 TSM, FM 4004 M

Ref.-no.

Thermoplastic (breakproof) high-gloss
transparent **404 TSA T**

Transparent cover kit



for operation on construction site without design covers
to clip on room controller display module ref.-no.:
.. 429 D 1ST

Ref.-no.

Thermoplastic (breakproof) high-gloss
transparent **4093 TSA T**

Screws for protection against dismounting see page 29

Cover kits for LS range

Cover kit 1-gang



to clip on F 40 push-button modules 1-gang
ref.-no.: LS 4291 1ST, 4091 TSEM, 4071 RF TSM,
4212 TSM, 4008 TSM, FM 4001 M

Ref.-no.

Thermoplastic (breakproof) high-gloss

ivory	■ ■	LS 401 TSA
white	■ ■	LS 401 TSA WW
light grey	■ ■	LS 401 TSA LG
black	■ ■	LS 401 TSA SW
matt lacquered		
matt snow white	■	LS 401 TSA WWM
matt graphite black	■	LS 401 TSA SWM
Metal versions		
aluminium	■ ■	AL 2401 TSA
stainless steel	■ ■	ES 2401 TSA
anthracite (aluminium lacquered)	■ ■	AL 2401 TSA AN
dark (aluminium lacquered)	■ ■	AL 2401 TSA D
classic brass	■	ME 2401 TSA C
antique brass	■	ME 2401 TSA AT

Cover kit 2-gang



to clip on F 40 push-button modules 2-gang
ref.-no.: LS 4292 1ST, 4092 TSEM, 4072 RF TSM,
4224 TSM, 4008 TSM, FM 4002 M

Ref.-no.

Thermoplastic (breakproof) high-gloss

ivory	■ ■	LS 402 TSA
white	■ ■	LS 402 TSA WW
light grey	■ ■	LS 402 TSA LG
black	■ ■	LS 402 TSA SW
matt lacquered		
matt snow white	■	LS 402 TSA WWM
matt graphite black	■	LS 402 TSA SWM
Metal versions		
aluminium	■ ■	AL 2402 TSA
stainless steel	■ ■	ES 2402 TSA
anthracite (aluminium lacquered)	■ ■	AL 2402 TSA AN
dark (aluminium lacquered)	■ ■	AL 2402 TSA D
classic brass	■	ME 2402 TSA C
antique brass	■	ME 2402 TSA AT

Cover kit 3-gang



to clip on F 40 push-button modules 3-gang
ref.-no.: LS 4293 1ST, 4093 TSEM, 4073 RF TSM,
4236 TSM, 4008 TSM, FM 4003 M

Ref.-no.

Thermoplastic (breakproof) high-gloss

ivory	■ ■	LS 403 TSA
white	■ ■	LS 403 TSA WW
light grey	■ ■	LS 403 TSA LG
black	■ ■	LS 403 TSA SW
matt lacquered		
matt snow white	■	LS 403 TSA WWM
matt graphite black	■	LS 403 TSA SWM
Metal versions		
aluminium	■ ■	AL 2403 TSA
stainless steel	■ ■	ES 2403 TSA
anthracite (aluminium lacquered)	■ ■	AL 2403 TSA AN
dark (aluminium lacquered)	■ ■	AL 2403 TSA D
classic brass	■	ME 2403 TSA C
antique brass	■	ME 2403 TSA AT

Cover kit 4-gang



to clip on F 40 push-button modules 4-gang
ref.-no.: LS 4294 1ST, 4094 TSEM, 4074 RF TSM,
4248 TSM, 4008 TSM, FM 4004 M

Ref.-no.

Thermoplastic (breakproof) high-gloss

ivory	■ ■	LS 404 TSA
white	■ ■	LS 404 TSA WW
light grey	■ ■	LS 404 TSA LG
black	■ ■	LS 404 TSA SW
matt lacquered		
matt snow white	■	LS 404 TSA WWM
matt graphite black	■	LS 404 TSA SWM
Metal versions		
aluminium	■ ■	AL 2404 TSA
stainless steel	■ ■	ES 2404 TSA
anthracite (aluminium lacquered)	■ ■	AL 2404 TSA AN
dark (aluminium lacquered)	■ ■	AL 2404 TSA D
classic brass	■	ME 2404 TSA C
antique brass	■	ME 2404 TSA AT

Cover kit



to clip on room controller display module ref.-no.:
LS 429 D 1ST

Ref.-no.

Thermoplastic (breakproof) high-gloss

ivory	■ ■	LS 4093 TSA
white	■ ■	LS 4093 TSA WW
light grey	■ ■	LS 4093 TSA LG
black	■ ■	LS 4093 TSA SW
matt lacquered		
matt snow white	■	LS 4093 TSA WWM
matt graphite black	■	LS 4093 TSA SWM
Metal versions		
aluminium	■ ■	AL 4093 TSA
stainless steel	■ ■	ES 4093 TSA
anthracite (aluminium lacquered)	■ ■	AL 4093 TSA AN
dark (aluminium lacquered)	■ ■	AL 4093 TSA D
classic brass	■	ME 4093 TSA C
antique brass	■	ME 4093 TSA AT

Professional laser engraving and colour printing!
For further information see jung.group/gt

Cover with neutral symbol



to exchange the display cover of the cover kit
ref.-no.: .. 4093 TSA .. in the LS range

Ref.-no.

Thermoplastic (breakproof) high-gloss

LS 409 N

Cover with temperature symbol



to exchange the display cover of the cover kit
ref.-no.: .. 4093 TSA .. in the LS range

Ref.-no.

Thermoplastic (breakproof) high-gloss
LS 409 T

Cover 1-gang with arrow symbols



to clip on F 40 push-button modules 1-gang
ref.-no.: LS 4291 1ST, 4091 TSEM, 4071 RF TSM,
4212 TSM, 4008 TSM, FM 4001 M

Ref.-no.

Thermoplastic (breakproof) high-gloss
ivory LS 401 TSAP
white LS 401 TSAP WW
light grey LS 401 TSAP LG
black LS 401 TSAP SW
matt lacquered
matt snow white LS 401 TSAP WWM
matt graphite black LS 401 TSAP SWM
Metal versions
aluminium AL 2401 TSAP
stainless steel ES 2401 TSAP
anthracite (aluminium lacquered) AL 2401 TSAP AN
dark (aluminium lacquered) AL 2401 TSAP D

Cover 2-gang with arrow symbols



to exchange the covers of the cover kit 2-gang
ref.-no.: ..402 TSA..
and the right cover of the cover kit 3-gang
ref.-no.: ..403 TSA.. in the LS range

Ref.-no.

Thermoplastic (breakproof) high-gloss
ivory LS 402 TSAP
white LS 402 TSAP WW
light grey LS 402 TSAP LG
black LS 402 TSAP SW
matt lacquered
matt snow white LS 402 TSAP WWM
matt graphite black LS 402 TSAP SWM
Metal versions
aluminium AL 2402 TSAP
stainless steel ES 2402 TSAP
anthracite (aluminium lacquered) AL 2402 TSAP AN
dark (aluminium lacquered) AL 2402 TSAP D
classic brass ME 2402 TSAP C
antique brass ME 2402 TSAP AT

Cover 4-gang with arrow symbols



to exchange the top left cover of the cover kit 3-gang
ref.-no.: ..403 TSA..
and top left and bottom right cover of the cover kit 4-gang
ref.-no.: ..404 TSA.. in the LS range
to exchange the bottom right cover of the cover kit
ref.-no.: .. 4093 TSA .. in the LS range

Ref.-no.

Thermoplastic (breakproof) high-gloss
ivory LS 404 TSAP 14
white LS 404 TSAP WW 14
light grey LS 404 TSAP LG 14
black LS 404 TSAP SW 14
matt lacquered
matt snow white LS 404 TSAP WWM 14
matt graphite black LS 404 TSAP SWM 14
Metal versions
aluminium AL 2404 TSAP 14
stainless steel ES 2404 TSAP 14
anthracite (aluminium lacquered) AL 2404 TSAP AN 14
dark (aluminium lacquered) AL 2404 TSAP D 14
classic brass ME 2404 TSAP C 14
antique brass ME 2404 TSAP AT 14

Cover 4-gang with arrow symbols




to exchange the bottom left cover of the cover kit 3-gang
ref.-no.: ..403 TSA..
and top right and bottom left cover of the cover kit 4-gang
ref.-no.: ..404 TSA.. in the LS range
to exchange the bottom left cover of the cover kit
ref.-no.: .. 4093 TSA .. in the LS range

Ref.-no.

Thermoplastic (breakproof) high-gloss
ivory LS 404 TSAP 23
white LS 404 TSAP WW 23
light grey LS 404 TSAP LG 23
black LS 404 TSAP SW 23
matt lacquered
matt snow white LS 404 TSAP WWM 23
matt graphite black LS 404 TSAP SWM 23
Metal versions
aluminium AL 2404 TSAP 23
stainless steel ES 2404 TSAP 23
anthracite (aluminium lacquered) AL 2404 TSAP AN 23
dark (aluminium lacquered) AL 2404 TSAP D 23
classic brass ME 2404 TSAP C 23
antique brass ME 2404 TSAP AT 23

Adapter frame



(spare part)
to combine F 40 push-button modules with LS range
Also included in delivery of modules.

Ref.-no.

LS 4 AR

KNX push-button F 50



The KNX F 50 push-buttons provide plenty of space on the concise information area for individual marking with the Graphic Tool. Operation is then via the buttons arranged at the side. The universal version supports KNX Secure.

MODULAR SYSTEM EXAMPLE LS RANGE

Supporting frame



Frame



LS 990



LS DESIGN



LS PLUS



LS ZERO with
plastering adapter

Push-button module + Cover kit



1-gang



2-gang



3-gang



4-gang

Labelling field



coloured



transparent

The 1, 2, 3 and 4-gang F 50 modules are available in the JUNG design alongside the corresponding 1 to 4-gang cover kits. You can choose a transparent or coloured design cover for the labelling field. The design frames of the A, AS, CD and LS ranges complete the concept.

KNX standard push-button module

Product characteristics

- KNX medium: TP 256
- Push-button functions switching, dimming, controlling blinds, value transmitter, calling up light scenes etc.
- To be completed with cover kit
- Inscription field
- One red status LED for a pair of buttons
- One operation LED as orientation light and to indicate the programming status – red, green or blue adjustable
- Energy saving mode
- Integrated bus coupling unit
- Including transparent cover kit for operation on construction site without design covers

KNX standard push-button module 1-gang



including transparent cover ref.-no.: A 50 NA
ETS product family: Push-button
Product type: 1-gang push-button

Ref.-no.
A 5071 TSM

KNX standard push-button module 2-gang



including transparent cover ref.-no.: A 50 NA
ETS product family: Push-button
Product type: 2-gang push-button

Ref.-no.
A 5072 TSM

KNX standard push-button module 3-gang



including transparent cover ref.-no.: A 50 NA
ETS product family: Push-button
Product type: 3-gang push-button

Ref.-no.
A 5073 TSM

KNX standard push-button module 4-gang



including transparent cover ref.-no.: A 50 NA
ETS product family: Push-button
Product type: 4-gang push-button

Ref.-no.
A 5074 TSM

KNX universal push-button module

Product characteristics

- KNX medium: TP 256
- Push-button functions switching, dimming, controlling blinds, value transmitter, calling up light scenes etc.
- One or two functions per button
- To be completed with cover kit
- Inscription field can be illuminated
- One status LED per button, red, green or blue, adjustable
- One operation LED as orientation light and to indicate the programming status – red, green or blue adjustable
- Brightness of status LED, operation LED and inscription field adjustable, can be changed during operation, e.g. during night times
- Measurement of room temperature
- Extension unit for room temperature controller
- Disabling function: Disabling or change function mode of single or all button functions
- Alarm function, optional acknowledge by pressing any button
- Energy saving mode
- Integrated bus coupling unit
- Connection for a push-button extension module, 1-4 gang
- Including transparent cover kit for operation on construction site without design covers
- KNX Data Secure compatible with ETS 5.7.7 or ETS 6.1.0 or higher
- Can be updated with the ETS Service App

KNX universal push-button module 1-gang



including transparent cover ref.-no.: A 50 NA
can be extended by means of a push-button extension module, ref.-no.: A 509.. TSEM
ETS product family: Push-button
Product type: 1-gang push-button

Ref.-no.
A 5291 1ST

KNX universal push-button module 2-gang



including transparent cover ref.-no.: A 50 NA
can be extended by means of a push-button extension module, ref.-no.: A 509.. TSEM
ETS product family: Push-button
Product type: 2-gang push-button

Ref.-no.
A 5292 1ST

KNX universal push-button module 3-gang



including transparent cover ref.-no.: A 50 NA
can be extended by means of a push-button extension module, ref.-no.: A 509.. TSEM
ETS product family: Push-button
Product type: 3-gang push-button

Ref.-no.
A 5293 1ST

KNX universal push-button module 4-gang



including transparent cover ref.-no.: A 50 NA
can be extended by means of a push-button extension
module, ref.-no.: A 509.. TSEM
ETS product family: Push-button
Product type: 4-gang push-button

Ref.-no.

A 5294 1ST

KNX room temperature controller module 2-gang



including transparent cover and paper inlay with symbols

Product characteristics

All buttons can be assigned with push-button sensor
functions or functions for controller operation.

- KNX medium: TP 256
- Measurement of room temperature
- Room temperature control with setpoint specification
- Extension unit for room temperature controller
- Push-button functions switching, dimming, controlling blinds, value transmitter, calling up light scenes etc.
- One or two functions per button
- Completion with cover kit 2-gang
- Inscription field can be illuminated
- Two red status LEDs per button – red, green or blue adjustable
- One operation LED as orientation light and to indicate the programming status – red, green or blue adjustable
- Brightness of status LEDs, operation LED and inscription field adjustable; switchable while in operation, e.g. during the night
- Disabling function: Disabling or change function mode of single or all button functions
- Alarm function, optional acknowledge by pressing any button
- Energy saving mode (for operation without controller function)
- Integrated bus coupling unit
- Connection for a push-button extension module, for extension with up to eight additional buttons

Ref.-no.

A 5178 TSM

Push-button extension module



including transparent cover ref.-no.: A 50 NA
for the extension of the Universal push-button module
(ref.-no.: A 5291.. ST) and room temperature controller
module (ref.-no.: A 5178 TSM) with up to 4 additional push-
buttons

Product characteristics

- One or two functions per button
- To be completed with cover kit
- Inscription field can be illuminated
- One status LED per button, red, green or blue, adjustable
- One operation LED as orientation light and to indicate the programming status – red, green or blue adjustable
- Brightness of status LED, operation LED and inscription field adjustable, can be changed during operation, e.g. during night times
- Measurement of room temperature
- Extension unit for room temperature controller
- Disabling function: Disabling or change function mode of single or all button functions
- Alarm function, optional acknowledge by pressing any button
- Energy saving mode
- Including transparent cover kit for operation on construction site without design covers

Ref.-no.

1-gang	A 5091 TSEM
2-gang	A 5092 TSEM
3-gang	A 5093 TSEM
4-gang	A 5094 TSEM

Technical data

Cable length: max. 30 m
Cable type: J-Y(St)Y 2 x 2 x 0.8 mm

KNX room controller display module

Intended use

- Operation of loads, e.g. light on/off, dimming, blinds up/down, brightness values, temperatures, calling up and saving light scenes, etc.
- Measurement and feedback control of the room temperature
- Installation in flush box with dimensions according to DIN 49073

Product characteristics

All buttons can be assigned with push-button sensor functions or functions for controller operation.

- KNX medium: TP 256
- Backlit LC display
- One or two functions per button
- To be completed with cover kit
- Eight status LEDs – red, green or blue
- Brightness of status LEDs and LCD adjustable
- Integrated bus coupling unit
- Connection of push-button extension module
- Integrated room temperature sensor
- External sensor (ref.-no.: FF NTC) can be connected
- Room temperature control with setpoint specification
- Two internal independent controllers for two independent areas – in connection with extension modules
- Display of room or set temperature (°C or °F)
- Display of outdoor temperature – with external sensor, e.g. weather station
- Display of time, in conjunction with KNX time encoder (in menu level)
- Button function or rocker function
- Disabling function: Disabling or change function mode of single or all button functions
- Alarm function, optional acknowledge by pressing any button
- KNX Data Secure compatible with ETS 5.7.7 or ETS 6.1.0 or higher
- Can be updated with the ETS Service App

Technical data

Recommended mounting height: 1.5 m

KNX room controller display module 2-gang



can be extended by means of a push-button extension
module, ref.-no.: A 509.. TSEM

Ref.-no.

A 5292 D 1ST

KNX room controller display module 4-gang



can be extended by means of a push-button extension
module, ref.-no.: A 509.. TSEM

Ref.-no.

A 5294 D 1ST

Cover kits for AS and A ranges

Cover kit 1-gang



to clip on F 50 push-button modules 1-gang of the AS/A range
ref.-no.: A 5071 TSM, A 5291 1ST, A 5091 TSEM, A 5071 RF TSM, A 5212 TSM, FM A 5001 M

Ref.-no.

Thermoplastic (breakproof) high-gloss

ivory	■ ■	A 501 TSA
white	■ ■	A 501 TSA WW
black	■ ■	A 501 TSA SW

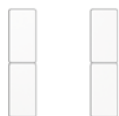
Thermoplastic (breakproof) lacquered

aluminium	■ ■	A 501 TSA AL
champagne	■ ■	A 501 TSA CH
mocha	■ ■	A 501 TSA MO

matt lacquered

matt snow white	■ ■	A 501 TSA WWM
matt graphite black	■ ■	A 501 TSA SWM
matt anthracite	■ ■	A 501 TSA ANM

Cover kit 2-gang



to clip on F 50 push-button modules 2-gang of the AS/A range
ref.-no.: A 5072 TSM, A 5292 1ST, A 5092 TSEM, A 5178 TSM, A 5292 D 1ST, A 5178 TSEM, A 5072 RF TSM, A 5224 TSM, FM A 5002 M

Ref.-no.

Thermoplastic (breakproof) high-gloss

ivory	■ ■	A 502 TSA
white	■ ■	A 502 TSA WW
black	■ ■	A 502 TSA SW

Thermoplastic (breakproof) lacquered

aluminium	■ ■	A 502 TSA AL
champagne	■ ■	A 502 TSA CH
mocha	■ ■	A 502 TSA MO

matt lacquered

matt snow white	■ ■	A 502 TSA WWM
matt graphite black	■ ■	A 502 TSA SWM
matt anthracite	■ ■	A 502 TSA ANM

Cover kit 3-gang



to clip on F 50 push-button modules 3-gang of the AS/A range
ref.-no.: A 5073 TSM, A 5293 1ST, A 5093 TSEM, A 5073 RF TSM, A 5236 TSM, FM A 5003 M, SI TM A 5073, SI TM A 5093

Ref.-no.

Thermoplastic (breakproof) high-gloss

ivory	■ ■	A 503 TSA
white	■ ■	A 503 TSA WW
black	■ ■	A 503 TSA SW

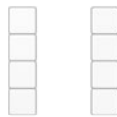
Thermoplastic (breakproof) lacquered

aluminium	■ ■	A 503 TSA AL
champagne	■ ■	A 503 TSA CH
mocha	■ ■	A 503 TSA MO

matt lacquered

matt snow white	■ ■	A 503 TSA WWM
matt graphite black	■ ■	A 503 TSA SWM
matt anthracite	■ ■	A 503 TSA ANM

Cover kit 4-gang



to clip on F 50 push-button modules 4-gang of the AS/A range
ref.-no.: A 5074 TSM, A 5294 1ST, A 5094 TSEM, A 5294 D 1ST, A 5074 RF TSM, A 5248 TSM, FM A 5004 M

Ref.-no.

Thermoplastic (breakproof) high-gloss

ivory	■ ■	A 504 TSA
white	■ ■	A 504 TSA WW
black	■ ■	A 504 TSA SW

Thermoplastic (breakproof) lacquered

aluminium	■ ■	A 504 TSA AL
champagne	■ ■	A 504 TSA CH
mocha	■ ■	A 504 TSA MO

matt lacquered

matt snow white	■ ■	A 504 TSA WWM
matt graphite black	■ ■	A 504 TSA SWM
matt anthracite	■ ■	A 504 TSA ANM

Transparent cover with paper inlay



(spare part)
to clip on F 50 push-button modules of the AS/A range
ref.-no.: A 507.. TSM, A 529.. 1ST, A 509.. TSEM, A 5178 TSM, A 51.. KRM TS D, A 5178 TSEM, A 507.. RF TSM, A 52.. TSM, FM A 50.. M
Also included in delivery of modules.
inscription field 25 x 52.5 mm

Ref.-no.

paper inlay pearly

A 50 NA

Neutral cover



to clip on F 50 push-button modules of the AS/A range
ref.-no.: A 507.. TSM, A 529.. 1ST, A 509.. TSEM, A 5178 TSM, A 51.. KRM TS D, A 5178 TSEM, A 507.. RF TSM, A 52.. TSM, FM A 50.. M
dimensions: 25 x 55 mm

Ref.-no.

Thermoplastic (breakproof) high-gloss

ivory	■ ■	A 50 NA W
white	■ ■	A 50 NA WW
black	■ ■	A 50 NA SW

Thermoplastic (breakproof) lacquered

aluminium	■ ■	A 50 NA AL
champagne	■ ■	A 50 NA CH
mocha	■ ■	A 50 NA MO

matt lacquered

matt snow white	■ ■	A 50 NA WWM
matt graphite black	■ ■	A 50 NA SWM
matt anthracite	■ ■	A 50 NA ANM

Cover, suitable for backlighting



to clip on F 50 push-button modules of the AS/A range
ref.-no.: A 507.. TSM, A 529.. 1ST, A 509.. TSEM, A 5178 TSM, A 51.. KRM TS D, A 5178 TSEM, A 507.. RF TSM, A 52.. TSM, FM A 50.. M
dimensions: 25 x 55 mm
The cover is lacquered on the back and has to be lasered individually using the GRAPHIC TOOL.
Order only via GRAPHIC TOOL (jung.group/gt)

Ref.-no.

Thermoplastic (breakproof) high-gloss

black	■ ■	A 50 NA TX SW-L
-------	-----	-----------------

Professional inscription see jung.group/gt

KNX standard push-button module

Product characteristics

- KNX medium: TP 256
- Push-button functions switching, dimming, controlling blinds, value transmitter, calling up light scenes etc.
- To be completed with cover kit
- Inscription field
- One red status LED for a pair of buttons
- One operation LED as orientation light and to indicate the programming status – red, green or blue adjustable
- Energy saving mode
- Integrated bus coupling unit
- Including transparent cover kit for operation on construction site without design covers

KNX standard push-button module 1-gang



including transparent cover ref.-no.: CD 50 NA
ETS product family: Push-button
Product type: 1-gang push-button

Ref.-no.
CD 5071 TSM

KNX standard push-button module 2-gang



including transparent cover ref.-no.: CD 50 NA
ETS product family: Push-button
Product type: 2-gang push-button

Ref.-no.
CD 5072 TSM

KNX standard push-button module 3-gang



including transparent cover ref.-no.: CD 50 NA
ETS product family: Push-button
Product type: 3-gang push-button

Ref.-no.
CD 5073 TSM

KNX standard push-button module 4-gang



including transparent cover ref.-no.: CD 50 NA
ETS product family: Push-button
Product type: 4-gang push-button

Ref.-no.
CD 5074 TSM

KNX universal push-button module

Product characteristics

- KNX medium: TP 256
- Push-button functions switching, dimming, controlling blinds, value transmitter, calling up light scenes etc.
- One or two functions per button
- To be completed with cover kit
- Inscription field can be illuminated
- One status LED per button, red, green or blue, adjustable
- One operation LED as orientation light and to indicate the programming status – red, green or blue adjustable
- Brightness of status LED, operation LED and inscription field adjustable, can be changed during operation, e.g. during night times
- Measurement of room temperature
- Extension unit for room temperature controller
- Disabling function: Disabling or change function mode of single or all button functions
- Alarm function, optional acknowledge by pressing any button
- Energy saving mode
- Integrated bus coupling unit
- Connection for a push-button extension module, 1-4 gang
- Including transparent cover kit for operation on construction site without design covers
- KNX Data Secure compatible with ETS 5.7.7 or ETS 6.1.0 or higher
- Can be updated with the ETS Service App

KNX universal push-button module 1-gang



including transparent cover ref.-no.: CD 50 NA
can be extended by means of a push-button extension module, ref.-no.: CD 509.. TSEM
ETS product family: Push-button
Product type: 1-gang push-button

Ref.-no.
CD 5291 1ST

KNX universal push-button module 2-gang



including transparent cover ref.-no.: CD 50 NA
can be extended by means of a push-button extension module, ref.-no.: CD 509.. TSEM
ETS product family: Push-button
Product type: 2-gang push-button

Ref.-no.
CD 5292 1ST

KNX universal push-button module 3-gang



including transparent cover ref.-no.: CD 50 NA
can be extended by means of a push-button extension module, ref.-no.: CD 509.. TSEM
ETS product family: Push-button
Product type: 3-gang push-button

Ref.-no.
CD 5293 1ST

KNX universal push-button module 4-gang



including transparent cover ref.-no.: CD 50 NA
can be extended by means of a push-button extension
module, ref.-no.: CD 509.. TSEM
ETS product family: Push-button
Product type: 4-gang push-button

Ref.-no.

CD 5294 1ST

KNX room temperature controller module 2-gang



including transparent cover and paper inlay with symbols

Product characteristics

All buttons can be assigned with push-button sensor
functions or functions for controller operation.

- KNX medium: TP 256
- Measurement of room temperature
- Room temperature control with setpoint specification
- Extension unit for room temperature controller
- Push-button functions switching, dimming, controlling blinds, value transmitter, calling up light scenes etc.
- One or two functions per button
- Completion with cover kit 2-gang
- Inscription field can be illuminated
- Two red status LEDs per button – red, green or blue adjustable
- One operation LED as orientation light and to indicate the programming status – red, green or blue adjustable
- Brightness of status LEDs, operation LED and inscription field adjustable; switchable while in operation, e.g. during the night
- Disabling function: Disabling or change function mode of single or all button functions
- Alarm function, optional acknowledge by pressing any button
- Energy saving mode (for operation without controller function)
- Integrated bus coupling unit
- Connection for a push-button extension module, for extension with up to eight additional buttons

Ref.-no.

CD 5178 TSM

Push-button extension module



including transparent cover ref.-no.: CD 50 NA
for the extension of the Universal push-button module
(ref.-no.: CD 5291.. ST) and room temperature controller
module (ref.-no.: CD 5178 TSM) with up to 4 additional push-
buttons

Product characteristics

- One or two functions per button
- To be completed with cover kit
- Inscription field can be illuminated
- One status LED per button, red, green or blue, adjustable
- One operation LED as orientation light and to indicate the programming status – red, green or blue adjustable
- Brightness of status LED, operation LED and inscription field adjustable, can be changed during operation, e.g. during night times
- Measurement of room temperature
- Extension unit for room temperature controller
- Disabling function: Disabling or change function mode of single or all button functions
- Alarm function, optional acknowledge by pressing any button
- Energy saving mode
- Including transparent cover kit for operation on construction site without design covers

Ref.-no.

1-gang	CD 5091 TSEM
2-gang	CD 5092 TSEM
3-gang	CD 5093 TSEM
4-gang	CD 5094 TSEM

Technical data

Cable length: max. 30 m
Cable type: J-Y(ST)Y 2 x 2 x 0.8 mm

KNX room controller display module

Intended use

- Operation of loads, e.g. light on/off, dimming, blinds up/down, brightness values, temperatures, calling up and saving light scenes, etc.
- Measurement and feedback control of the room temperature
- Installation in flush box with dimensions according to DIN 49073

Product characteristics

All buttons can be assigned with push-button sensor functions or functions for
controller operation.

- KNX medium: TP 256
- Backlit LC display
- One or two functions per button
- To be completed with cover kit
- Eight status LEDs – red, green or blue
- Brightness of status LEDs and LCD adjustable
- Integrated bus coupling unit
- Connection of push-button extension module
- Integrated room temperature sensor
- External sensor (ref.-no.: FF NTC) can be connected
- Room temperature control with setpoint specification
- Two internal independent controllers for two independent areas – in connection with extension modules
- Display of room or set temperature (°C or °F)
- Display of outdoor temperature – with external sensor, e.g. weather station
- Display of time, in conjunction with KNX time encoder (in menu level)
- Button function or rocker function
- Disabling function: Disabling or change function mode of single or all button functions
- Alarm function, optional acknowledge by pressing any button
- KNX Data Secure compatible with ETS 5.7.7 or ETS 6.1.0 or higher
- Can be updated with the ETS Service App

Technical data

Recommended mounting height: 1.5 m

KNX room controller display module 2-gang



can be extended by means of a push-button extension
module, ref.-no.: CD 509.. TSEM

Ref.-no.

CD 5292 D 1ST

KNX room controller display module 4-gang



can be extended by means of a push-button extension
module, ref.-no.: CD 509.. TSEM

Ref.-no.

CD 5294 D 1ST

Cover kits for CD range

Cover kit 1-gang



to clip on F 50 push-button modules 1-gang of the CD range
ref.-no.: CD 5071 TSM, CD 5291 1ST, CD 5091 TSEM,
CD 5071 RF TSM, CD 5212 TSM, FM CD 5001 M

Ref.-no.

Thermoplastic (breakproof) high-gloss

ivory	■ ■	CD 501 TSA
white	■ ■	CD 501 TSA WW
grey	■ ■	CD 501 TSA GR
light grey	■ ■	CD 501 TSA LG
black	■ ■	CD 501 TSA SW

Cover kit 2-gang




to clip on F 50 push-button modules 2-gang of the CD range
ref.-no.: CD 5072 TSM, CD 5292 1ST, CD 5092 TSEM,
CD 5178 TSM, CD 5292 D 1ST, CD 5178 TSEM,
CD 5072 RF TSM, CD 5224 TSM, FM CD 5002 M

Ref.-no.

Thermoplastic (breakproof) high-gloss

ivory	■ ■	CD 502 TSA
white	■ ■	CD 502 TSA WW
grey	■ ■	CD 502 TSA GR
light grey	■ ■	CD 502 TSA LG
black	■ ■	CD 502 TSA SW

Cover kit 3-gang



to clip on F 50 push-button modules 3-gang of the CD range
ref.-no.: CD 5073 TSM, CD 5293 1ST, CD 5093 TSEM,
CD 5073 RF TSM, CD 5236 TSM, FM CD 5003 M,
SI TM CD 5073, SI TM CD 5093

Ref.-no.

Thermoplastic (breakproof) high-gloss

ivory	■ ■	CD 503 TSA
white	■ ■	CD 503 TSA WW
grey	■ ■	CD 503 TSA GR
light grey	■ ■	CD 503 TSA LG
black	■ ■	CD 503 TSA SW

Cover kit 4-gang



to clip on F 50 push-button modules 4-gang of the CD range
ref.-no.: CD 5074 TSM, CD 5294 1ST, CD 5094 TSEM,
CD 5294 D 1ST, CD 5074 RF TSM, CD 5248 TSM,
FM CD 5004 M

Ref.-no.

Thermoplastic (breakproof) high-gloss

ivory	■ ■	CD 504 TSA
white	■ ■	CD 504 TSA WW
grey	■ ■	CD 504 TSA GR
light grey	■ ■	CD 504 TSA LG
black	■ ■	CD 504 TSA SW

Transparent cover with paper inlay




(spare part)
to clip on F 50 push-button modules of the CD range
ref.-no.: CD 507.. TSM, CD 529.. 1ST, CD 509.. TSEM,
CD 5178 TSM, CD 51.. KRM TS D, CD 5178 TSEM,
CD 507.. RF TSM, CD 52.. TSM, FM CD 50.. M
Also included in delivery of modules.
inscription field 33 x 64 mm

Ref.-no.

paper inlay pearly **CD 50 NA**

Neutral cover



to clip on F 50 push-button modules of the CD range
ref.-no.: CD 507.. TSM, CD 529.. 1ST, CD 509.. TSEM,
CD 5178 TSM, CD 51.. KRM TS D, CD 5178 TSEM,
CD 507.. RF TSM, CD 52.. TSM, FM CD 50.. M
dimensions: 33 x 68 mm

Ref.-no.

Thermoplastic (breakproof) high-gloss

ivory	■ ■	CD 50 NA W
white	■ ■	CD 50 NA WW
grey	■ ■	CD 50 NA GR
light grey	■ ■	CD 50 NA LG
black	■ ■	CD 50 NA SW

Cover, suitable for backlighting



to clip on F 50 push-button modules of the CD range
ref.-no.: CD 507.. TSM, CD 529.. 1ST, CD 509.. TSEM,
CD 5178 TSM, CD 51.. KRM TS D, CD 5178 TSEM,
CD 507.. RF TSM, CD 52.. TSM, FM CD 50.. M
dimensions: 33 x 68 mm
The cover is lacquered on the back and has to be lasered
individually using the GRAPHIC TOOL.
Order only via GRAPHIC TOOL (jung.group/gt)

Ref.-no.

Thermoplastic (breakproof) high-gloss

black	■	CD 50 NA TX SW-L
-------	---	-------------------------

Professional inscription see jung.group/gt

KNX standard push-button module

Product characteristics

- KNX medium: TP 256
- Push-button functions switching, dimming, controlling blinds, value transmitter, calling up light scenes etc.
- To be completed with cover kit
- Inscription field
- One red status LED for a pair of buttons
- One operation LED as orientation light and to indicate the programming status – red, green or blue adjustable
- Energy saving mode
- Integrated bus coupling unit
- Including transparent cover kit for operation on construction site without design covers

KNX standard push-button module 1-gang



including transparent cover ref.-no.: LS 50 NA
ETS product family: Push-button
Product type: 1-gang push-button

Ref.-no.
LS 5071 TSM

KNX standard push-button module 2-gang



including transparent cover ref.-no.: LS 50 NA
ETS product family: Push-button
Product type: 2-gang push-button

Ref.-no.
LS 5072 TSM

KNX standard push-button module 3-gang



including transparent cover ref.-no.: LS 50 NA
ETS product family: Push-button
Product type: 3-gang push-button

Ref.-no.
LS 5073 TSM

KNX standard push-button module 4-gang



including transparent cover ref.-no.: LS 50 NA
ETS product family: Push-button
Product type: 4-gang push-button

Ref.-no.
LS 5074 TSM

KNX universal push-button module

Product characteristics

- KNX medium: TP 256
- Push-button functions switching, dimming, controlling blinds, value transmitter, calling up light scenes etc.
- One or two functions per button
- To be completed with cover kit
- Inscription field can be illuminated
- One status LED per button, red, green or blue, adjustable
- One operation LED as orientation light and to indicate the programming status – red, green or blue adjustable
- Brightness of status LED, operation LED and inscription field adjustable, can be changed during operation, e.g. during night times
- Measurement of room temperature
- Extension unit for room temperature controller
- Disabling function: Disabling or change function mode of single or all button functions
- Alarm function, optional acknowledge by pressing any button
- Energy saving mode
- Integrated bus coupling unit
- Connection for a push-button extension module, 1-4 gang
- Including transparent cover kit for operation on construction site without design covers
- KNX Data Secure compatible with ETS 5.7.7 or ETS 6.1.0 or higher
- Can be updated with the ETS Service App

KNX universal push-button module 1-gang



including transparent cover ref.-no.: LS 50 NA
can be extended by means of a push-button extension module, ref.-no.: LS 509.. TSEM
ETS product family: Push-button
Product type: 1-gang push-button

Ref.-no.
LS 5291 1ST

KNX universal push-button module 2-gang



including transparent cover ref.-no.: LS 50 NA
can be extended by means of a push-button extension module, ref.-no.: LS 509.. TSEM
ETS product family: Push-button
Product type: 2-gang push-button

Ref.-no.
LS 5292 1ST

KNX universal push-button module 3-gang



including transparent cover ref.-no.: LS 50 NA
can be extended by means of a push-button extension module, ref.-no.: LS 509.. TSEM
ETS product family: Push-button
Product type: 3-gang push-button

Ref.-no.
LS 5293 1ST

KNX universal push-button module 4-gang




including transparent cover ref.-no.: LS 50 NA
can be extended by means of a push-button extension
module, ref.-no.: LS 509.. TSEM
ETS product family: Push-button
Product type: 4-gang push-button

Ref.-no.

LS 5294 1ST

KNX room temperature controller module 2-gang



including transparent cover and paper inlay with symbols

Product characteristics

All buttons can be assigned with push-button sensor functions or functions for controller operation.

- KNX medium: TP 256
- Measurement of room temperature
- Room temperature control with setpoint specification
- Extension unit for room temperature controller
- Push-button functions switching, dimming, controlling blinds, value transmitter, calling up light scenes etc.
- One or two functions per button
- Completion with cover kit 2-gang
- Inscription field can be illuminated
- Two red status LEDs per button – red, green or blue adjustable
- One operation LED as orientation light and to indicate the programming status – red, green or blue adjustable
- Brightness of status LEDs, operation LED and inscription field adjustable; switchable while in operation, e.g. during the night
- Disabling function: Disabling or change function mode of single or all button functions
- Alarm function, optional acknowledge by pressing any button
- Energy saving mode (for operation without controller function)
- Integrated bus coupling unit
- Connection for a push-button extension module, for extension with up to eight additional buttons

Ref.-no.

LS 5178 TSM

Push-button extension module



including transparent cover ref.-no.: LS 50 NA
for the extension of the Universal push-button module
(ref.-no.: LS 5291.. ST) and room temperature controller
module (ref.-no.: LS 5178 TSM) with up to 4 additional push-
buttons

Product characteristics

- One or two functions per button
- To be completed with cover kit
- Inscription field can be illuminated
- One status LED per button, red, green or blue, adjustable
- One operation LED as orientation light and to indicate the programming status – red, green or blue adjustable
- Brightness of status LED, operation LED and inscription field adjustable, can be changed during operation, e.g. during night times
- Measurement of room temperature
- Extension unit for room temperature controller
- Disabling function: Disabling or change function mode of single or all button functions
- Alarm function, optional acknowledge by pressing any button
- Energy saving mode
- Including transparent cover kit for operation on construction site without design covers

Ref.-no.

1-gang	LS 5091 TSEM
2-gang	LS 5092 TSEM
3-gang	LS 5093 TSEM
4-gang	LS 5094 TSEM

Technical data

Cable length: max. 30 m
Cable type: J-Y(ST)Y 2 x 2 x 0.8 mm

KNX room controller display module

Intended use

- Operation of loads, e.g. light on/off, dimming, blinds up/down, brightness values, temperatures, calling up and saving light scenes, etc.
- Measurement and feedback control of the room temperature
- Installation in flush box with dimensions according to DIN 49073

Product characteristics

All buttons can be assigned with push-button sensor functions or functions for controller operation.

- KNX medium: TP 256
- Backlit LC display
- One or two functions per button
- To be completed with cover kit
- Eight status LEDs – red, green or blue
- Brightness of status LEDs and LCD adjustable
- Integrated bus coupling unit
- Connection of push-button extension module
- Integrated room temperature sensor
- External sensor (ref.-no.: FF NTC) can be connected
- Room temperature control with setpoint specification
- Two internal independent controllers for two independent areas – in connection with extension modules
- Display of room or set temperature (°C or °F)
- Display of outdoor temperature – with external sensor, e.g. weather station
- Display of time, in conjunction with KNX time encoder (in menu level)
- Button function or rocker function
- Disabling function: Disabling or change function mode of single or all button functions
- Alarm function, optional acknowledge by pressing any button
- KNX Data Secure compatible with ETS 5.7.7 or ETS 6.1.0 or higher
- Can be updated with the ETS Service App

Technical data

Recommended mounting height: 1.5 m

KNX room controller display module 2-gang



can be extended by means of a push-button extension
module, ref.-no.: LS 509.. TSEM

Ref.-no.

LS 5292 D 1ST

KNX room controller display module 4-gang



can be extended by means of a push-button extension
module, ref.-no.: LS 509.. TSEM

Ref.-no.

LS 5294 D 1ST

Cover kits for LS range

Cover kit 1-gang



to clip on F 50 push-button modules 1-gang of the LS range
ref.-no.: LS 5071 TSM, LS 5291 1ST, LS 5091 TSEM,
LS 5071 RF TSM, LS 5212 TSM, FM LS 5001 M

Ref.-no.

Thermoplastic (breakproof) high-gloss

ivory	■ ■	LS 501 TSA
white	■ ■	LS 501 TSA WW
light grey	■ ■	LS 501 TSA LG
black	■ ■	LS 501 TSA SW

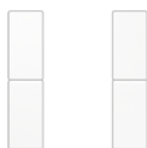
matt lacquered

matt snow white	■	LS 501 TSA WWM
matt graphite black	■	LS 501 TSA SWM

Metal versions

aluminium	■ ■	AL 2501 TSA
stainless steel	■ ■	ES 2501 TSA
anthracite (aluminium lacquered)	■ ■	AL 2501 TSA AN
dark (aluminium lacquered)	■ ■	AL 2501 TSA D
chrome	■	GCR 2501 TSA
gold-coloured	■	GO 2501 TSA
gold-plated	■	LS 501 TSA GGO
classic brass	■	ME 2501 TSA C
antique brass	■	ME 2501 TSA AT

Cover kit 2-gang



to clip on F 50 push-button modules 2-gang of the LS range
ref.-no.: LS 5072 TSM, LS 5292 1ST, LS 5092 TSEM,
LS 5178 TSM, LS 5292 D 1ST, LS 5178 TSEM,
LS 5072 RF TSM, LS 5224 TSM, FM LS 5002 M

Ref.-no.

Thermoplastic (breakproof) high-gloss

ivory	■ ■	LS 502 TSA
white	■ ■	LS 502 TSA WW
light grey	■ ■	LS 502 TSA LG
black	■ ■	LS 502 TSA SW

matt lacquered

matt snow white	■	LS 502 TSA WWM
matt graphite black	■	LS 502 TSA SWM

Metal versions

aluminium	■ ■	AL 2502 TSA
stainless steel	■ ■	ES 2502 TSA
anthracite (aluminium lacquered)	■ ■	AL 2502 TSA AN
dark (aluminium lacquered)	■ ■	AL 2502 TSA D
chrome	■	GCR 2502 TSA
gold-coloured	■	GO 2502 TSA
gold-plated	■	LS 502 TSA GGO
classic brass	■	ME 2502 TSA C
antique brass	■	ME 2502 TSA AT

Cover kit 3-gang



to clip on F 50 push-button modules 3-gang of the LS range
ref.-no.: LS 5073 TSM, LS 5293 1ST, LS 5093 TSEM,
LS 5073 RF TSM, LS 5236 TSM, FM LS 5003 M,
SI TM LS 5073, SI TM LS 5093

Ref.-no.

Thermoplastic (breakproof) high-gloss

ivory	■ ■	LS 503 TSA
white	■ ■	LS 503 TSA WW
light grey	■ ■	LS 503 TSA LG
black	■ ■	LS 503 TSA SW

matt lacquered

matt snow white	■	LS 503 TSA WWM
matt graphite black	■	LS 503 TSA SWM

Metal versions

aluminium	■ ■	AL 2503 TSA
stainless steel	■ ■	ES 2503 TSA
anthracite (aluminium lacquered)	■ ■	AL 2503 TSA AN
dark (aluminium lacquered)	■ ■	AL 2503 TSA D
chrome	■	GCR 2503 TSA
gold-coloured	■	GO 2503 TSA
gold-plated	■	LS 503 TSA GGO
classic brass	■	ME 2503 TSA C
antique brass	■	ME 2503 TSA AT

Cover kit 4-gang



to clip on F 50 push-button modules 4-gang of the LS range
ref.-no.: LS 5074 TSM, LS 5294 1ST, LS 5094 TSEM,
LS 5294 D 1ST, LS 5074 RF TSM, LS 5248 TSM,
FM LS 5004 M

Ref.-no.

Thermoplastic (breakproof) high-gloss

ivory	■ ■	LS 504 TSA
white	■ ■	LS 504 TSA WW
light grey	■ ■	LS 504 TSA LG
black	■ ■	LS 504 TSA SW

matt lacquered

matt snow white	■	LS 504 TSA WWM
matt graphite black	■	LS 504 TSA SWM

Metal versions

aluminium	■ ■	AL 2504 TSA
stainless steel	■ ■	ES 2504 TSA
anthracite (aluminium lacquered)	■ ■	AL 2504 TSA AN
dark (aluminium lacquered)	■ ■	AL 2504 TSA D
chrome	■	GCR 2504 TSA
gold-coloured	■	GO 2504 TSA
gold-plated	■	LS 504 TSA GGO
classic brass	■	ME 2504 TSA C
antique brass	■	ME 2504 TSA AT

Transparent cover with paper inlay



(spare part)
to clip on F 50 push-button modules of the LS range
ref.-no.: LS 507.. TSM, LS 529.. 1ST, LS 509.. TSEM,
LS 5178 TSM, LS 5178 TSEM, LS 507.. RF TSM,
LS 52.. TSM, FM LS 50.. M
Also included in delivery of modules.
inscription field 33 x 67.5 mm

Ref.-no.

paper inlay pearly

LS 50 NA

Neutral cover



to clip on F 50 push-button modules of the LS range
ref.-no.: LS 507.. TSM, LS 529.. 1ST, LS 509.. TSEM,
LS 5178 TSM, LS 5178 TSEM, LS 507.. RF TSM,
LS 52.. TSM, FM LS 50.. M
dimensions: 33 x 70.5 mm

	Ref.-no.
Thermoplastic (breakproof) high-gloss	
ivory	■ ■ LS 50 NA W
white	■ ■ LS 50 NA WW
light grey	■ ■ LS 50 NA LG
black	■ ■ LS 50 NA SW
matt lacquered	
matt snow white	■ LS 50 NA WWM
matt graphite black	■ LS 50 NA SWM
metal colours (thermoplastic lacquered)	
aluminium	■ AL 50 NA-L
stainless steel	■ ES 50 NA-L
anthracite	■ AL 50 NA AN-L
dark	■ AL 50 NA D-L
classic brass	■ ME 50 NA C-L
antique brass	■ ME 50 NA AT-L

Neutral cover



to clip on F 50 push-button modules of the LS range
ref.-no.: LS 507.. TSM, LS 529.. 1ST, LS 509.. TSEM,
LS 5178 TSM, LS 5178 TSEM, LS 52.. TSM
dimensions: 33 x 70.5 mm

	Ref.-no.
Metal versions	
aluminium	■ ■ AL 50 NA
stainless steel	■ ■ ES 50 NA
anthracite (aluminium lacquered)	■ ■ AL 50 NA AN
dark (aluminium lacquered)	■ ■ AL 50 NA D
chrome	■ GCR 50 NA
gold-coloured	■ GO 50 NA
gold-plated	■ LS 50 NA GGO
classic brass	■ ME 50 NA C
antique brass	■ ME 50 NA AT

Cover, suitable for backlighting



to clip on F 50 push-button modules of the LS range
ref.-no.: LS 507.. TSM, LS 529.. 1ST, LS 509.. TSEM,
LS 5178 TSM, LS 5178 TSEM, LS 507.. RF TSM,
LS 52.. TSM, FM LS 50.. M
dimensions: 33 x 70.5 mm

The cover is lacquered on the back and has to be lasered individually using the GRAPHIC TOOL.

Order only via GRAPHIC TOOL (jung.group/gt)

	Ref.-no.
Thermoplastic (breakproof) high-gloss	
black	■ LS 50 NA TX SW-L

Professional inscription see jung.group/gt

KNX RF push-buttons

for inserts "blinds" ref.-no.: 1730 JE and 1731 JE
for inserts "light" ref.-no.: 1701 SE, 1701 PSE, 1704 ESE, 1702 SE, 1710 DE,
1711 DE, 1712 DE, 1713 DSTE, 1723 NE
for room thermostat insert ref.-no.: 1790 RTR

Intended use

- Operation of loads, e.g. light on/off, dimming of brightness and colour temperature, Venetian blinds up/down, value transmitter 1 byte, 2 bytes, 3 bytes and 6 bytes, brightness values, temperatures, calling up and saving of light scenes
- Room temperature control
- Operation in cabled KNX systems via radio converter (ref.-no.: MK 100 RF)
- Operation with system insert for switching, dimming, blinds, DALI, room temperature control or with satellite insert 3-wire

Product characteristics

- Activation of Venetian blinds, shutters, awnings, with blinds insert
- Switching and dimming of lighting, with switch or dimmer insert
- Colour temperature control of lighting, with DALI push-button controller TW
- Room temperature control, with room thermostat insert
- Operation with 2-wire or 3-wire satellite insert, rotary satellite insert or push-button
- Push-button functions adjustable: switching, dimming, blinds, value transmitter, scene extension, 2-channel operation and controller extension
- Operating concept (rocker or button) adjustable for each operating area
- Button evaluation (single-area operation or dual-area operation) adjustable
- One or two functions per operating area
- Controller extension with adjustable operating mode selection, forced operating mode switch over, presence function and setpoint adjustment
- Status LED – red, green or blue – adjustable per rocker
- LED functions orientation light and night reduction can be set separately
- Brightness of LED adjustable and switchable while in operation
- Disabling function: Disabling or change function mode of single or all button functions
- Internal sensor for temperature measurement, can only be used with the following inserts: ref.-no. 1701 SE, 1701 PSE, 1704 ESE, 1713 DSTE, 1731 JE, 1730 JE, 1790 RTR, 1723 NE
- Improved temperature measurement by including external temperature values via communication object
- Commissioning with ETS version 5.7.5 or higher
- KNX Data Secure compatible with ETS 5.7.5 or higher
- Can be updated with the ETS Service App

A labelling request in the GRAPHIC TOOL must be submitted together with the order: jung.group/gt
Subsequent labelling of the buttons is not possible.

Technical data

KNX medium:	RF1.R
Security:	X-mode
Commissioning mode:	S-mode
Radio frequency:	868.0 ... 868.6 MHz
Transmitting power:	max. 20 mW
Transmission range in free field:	typical 100 m

KNX RF push-button 1-gang



for AS range



	Ref.-no.
Duroplastic (scratch-proof) glossy	
ivory	■ AS 1091 1ST RF
white	■ AS 1091 1ST RF WW

for A range



Ref.-no.

Duroplastic (scratch-proof) glossy		
white	■	A 1091 1ST RF WW
black	■	A 1091 1ST RF SW
Duroplastic lacquered		
aluminium	■	A 1091 1ST RF AL
champagne	■	A 1091 1ST RF CH
mocha	■	A 1091 1ST RF MO
Thermoplastic (breakproof) high-gloss		
white	■ ■	A 1091 1ST RF BF WW
black	■ ■	A 1091 1ST RF BF SW
matt lacquered		
matt snow white	■	A 1091 1ST RF BF WWM
matt graphite black	■	A 1091 1ST RF BF SWM
matt anthracite	■	A 1091 1ST RF BF ANM

for CD range



Ref.-no.

Duroplastic (scratch-proof) glossy		
ivory	■	CD 1091 1ST RF
white	■	CD 1091 1ST RF WW
brown	■	CD 1091 1ST RF BR
grey	■	CD 1091 1ST RF GR
light grey	■	CD 1091 1ST RF LG
black	■	CD 1091 1ST RF SW
Metal versions (anodized aluminium)		
gold-bronze	■ ■	CD 1091 1ST RF GB
platinum	■ ■	CD 1091 1ST RF PT

for LS range



Ref.-no.

Duroplastic (scratch-proof) glossy		
ivory	■	LS 1091 1ST RF
white	■	LS 1091 1ST RF WW
light grey	■	LS 1091 1ST RF LG
black	■	LS 1091 1ST RF SW
matt lacquered		
matt snow white	■	LS 1091 1ST RF WWM
matt graphite black	■	LS 1091 1ST RF SWM
Duroplastic (scratch-proof) glossy – SILVERPLUS®		
white		SPLS 1091 1STRF WW
Metal versions		
aluminium	■ ■	AL 1091 1ST RF
stainless steel	■ ■	ES 1091 1ST RF
anthracite (aluminium lacquered)	■ ■	AL 1091 1ST RF AN
dark (aluminium lacquered)	■ ■	AL 1091 1ST RF D
classic brass	■	ME 1091 1ST RF C
antique brass	■	ME 1091 1ST RF AT

KNX RF push-button 2-gang



for AS range



Ref.-no.

Duroplastic (scratch-proof) glossy		
ivory	■	AS 1092 1ST RF
white	■	AS 1092 1ST RF WW

for A range



Ref.-no.

Duroplastic (scratch-proof) glossy		
white	■	A 1092 1ST RF WW
black	■	A 1092 1ST RF SW
Duroplastic lacquered		
aluminium	■	A 1092 1ST RF AL
champagne	■	A 1092 1ST RF CH
mocha	■	A 1092 1ST RF MO
Thermoplastic (breakproof) high-gloss		
white	■ ■	A 1092 1ST RF BF WW
black	■ ■	A 1092 1ST RF BF SW
matt lacquered		
matt snow white	■	A 1092 1ST RF BF WWM
matt graphite black	■	A 1092 1ST RF BF SWM
matt anthracite	■	A 1092 1ST RF BF ANM

for CD range



Ref.-no.

Duroplastic (scratch-proof) glossy		
ivory	■	CD 1092 1ST RF
white	■	CD 1092 1ST RF WW
brown	■	CD 1092 1ST RF BR
grey	■	CD 1092 1ST RF GR
light grey	■	CD 1092 1ST RF LG
black	■	CD 1092 1ST RF SW
metal colours (duroplastic lacquered)		
gold-bronze	■	CD 1092 1ST RF GB
platinum	■	CD 1092 1ST RF PT



for LS range

KNX RF radio transmitter modules F 40

Intended use

- Radio operation of loads, e.g. light on/off, dimming, Venetian blinds up/down, brightness values, calling up and saving light scenes
- Operation in cabled KNX systems via radio converter (ref.-no.: MK 100 RF)
- Mounting on flush box with dimensions according to DIN 49073, screw fixing on walls or adhesive fixing on smooth, even surfaces (glass)

Product characteristics

- Push-button functions switching, dimming, controlling blinds, value transmitter, calling up light scenes etc.
- Button pairs for push-button function or rocker function
- Status indication with LED
- Battery-powered device
- Project design and commissioning with ETS5 or a more recent version
- Cannot be combined with frames in FLAT DESIGN.

Technical data

Rated voltage:	DC 3 V
Battery type:	1 x lithium CR 2450N (included)
Ambient temperature:	-5 ... +45 °C
Radio frequency:	868.0 ... 868.6 MHz
Transmitting power:	max. 20 mW
Transmission range in free field:	typical 100 m

Ref.-no.

Duroplastic (scratch-proof) glossy

ivory	■	LS 1092 1ST RF
white	■	LS 1092 1ST RF WW
light grey	■	LS 1092 1ST RF LG
black	■	LS 1092 1ST RF SW

matt lacquered

matt snow white	■	LS 1092 1ST RF WWM
matt graphite black	■	LS 1092 1ST RF SWM

Duroplastic (scratch-proof) glossy – SILVERPLUS®

white		SPLS 1092 1STRF WW
-------	--	--------------------

Metal versions

aluminium	■ ■	AL 1092 1ST RF
stainless steel	■ ■	ES 1092 1ST RF
anthracite (aluminium lacquered)	■ ■	AL 1092 1ST RF AN
dark (aluminium lacquered)	■ ■	AL 1092 1ST RF D
classic brass	■	ME 1092 1ST RF C
antique brass	■	ME 1092 1ST RF AT

KNX RF radio transmitter module 1-gang

including mounting plate, adhesive film and fastening screw
 Adapter frames are included in delivery:
 ref.-no. LS 4 AR for LS range (pre-mounted) and
 ref.-no. CD 4 AR for CD range.
 AS / A ranges without adapter frame.
 ETS product family: Push-button
 Product type: 1-gang push-button
 1 red LED: actuator status

1 blue LED: transmission status

Ref.-no.

4071 RF TSM

KNX RF radio transmitter module 2-gang

including mounting plate, adhesive film and fastening screw
 Adapter frames are included in delivery:
 ref.-no. LS 4 AR for LS range (pre-mounted) and
 ref.-no. CD 4 AR for CD range.
 AS / A ranges without adapter frame.
 ETS product family: Push-button
 Product type: 2-gang push-button
 2 red LEDs: actuator status

1 blue LED: transmission status

Ref.-no.

4072 RF TSM

KNX RF radio transmitter module 3-gang

including mounting plate, adhesive film and fastening screw
 Adapter frames are included in delivery:
 ref.-no. LS 4 AR for LS range (pre-mounted) and
 ref.-no. CD 4 AR for CD range.
 AS / A ranges without adapter frame.
 ETS product family: Push-button
 Product type: 3-gang push-button
 3 red LEDs: actuator status

1 blue LED: transmission status

Ref.-no.

4073 RF TSM

KNX RF radio transmitter module 4-gang

including mounting plate, adhesive film and fastening screw
 Adapter frames are included in delivery:
 ref.-no. LS 4 AR for LS range (pre-mounted) and
 ref.-no. CD 4 AR for CD range.
 AS / A ranges without adapter frame.
 ETS product family: Push-button
 Product type: 4-gang push-button
 4 red LEDs: actuator status

1 blue LED: transmission status

Ref.-no.

4074 RF TSM

KNX RF radio transmitter modules F 50**Intended use**

- Radio operation of loads, e.g. light on/off, dimming, Venetian blinds up/down, brightness values, calling up and saving light scenes
- Operation in cabled KNX systems via radio converter (ref.-no.: MK 100 RF)
- Mounting on flush box with dimensions according to DIN 49073, screw fixing on walls or adhesive fixing on smooth, even surfaces (glass)

Product characteristics

- Push-button functions switching, dimming, controlling blinds, value transmitter, calling up light scenes etc.
- Button pairs for push-button function or rocker function
- Status indication with LED
- Integrated temperature sensor
- Battery-powered device (battery compartment accessible from front)
- Project design and commissioning with ETS5 or a more recent version

Technical data

Rated voltage:	DC 3 V
Battery type:	1 x lithium CR 2450N (included)
Ambient temperature:	-5 ... +45 °C
Radio frequency:	868.0 ... 868.6 MHz
Transmitting power:	max. 20 mW
Transmission range in free field:	typical 100 m

Cover kits for AS and A ranges see page 382

Cover kits for CD range see page 386

Cover kits for LS range see page 389

AS and A ranges

KNX RF radio transmitter module 1-gang



including mounting plate, adhesive film and fastening screw
including transparent cover ref.-no.: A 50 NA
ETS product family: Push-button
Product type: 1-gang push-button
1 green LED: actuator status
1 red LED: transmission status

Ref.-no.
A 5071 RF TSM

KNX RF radio transmitter module 2-gang



including mounting plate, adhesive film and fastening screw
including transparent cover ref.-no.: A 50 NA
ETS product family: Push-button
Product type: 2-gang push-button
2 green LED: actuator status
1 red LED: transmission status

Ref.-no.
A 5072 RF TSM

KNX RF radio transmitter module 3-gang



including mounting plate, adhesive film and fastening screw
including transparent cover ref.-no.: A 50 NA
ETS product family: Push-button
Product type: 3-gang push-button
3 green LED: actuator status
1 red LED: transmission status

Ref.-no.
A 5073 RF TSM

KNX RF radio transmitter module 4-gang



including mounting plate, adhesive film and fastening screw
including transparent cover ref.-no.: A 50 NA
ETS product family: Push-button
Product type: 4-gang push-button
4 green LED: actuator status
1 red LED: transmission status

Ref.-no.
A 5074 RF TSM

CD range

KNX RF radio transmitter module 1-gang



including mounting plate, adhesive film and fastening screw
including transparent cover ref.-no.: CD 50 NA
ETS product family: Push-button
Product type: 1-gang push-button
1 green LED: actuator status
1 red LED: transmission status

Ref.-no.
CD 5071 RF TSM

KNX RF radio transmitter module 2-gang



including mounting plate, adhesive film and fastening screw
including transparent cover ref.-no.: CD 50 NA
ETS product family: Push-button
Product type: 2-gang push-button
2 green LED: actuator status
1 red LED: transmission status

Ref.-no.
CD 5072 RF TSM

KNX RF radio transmitter module 3-gang



including mounting plate, adhesive film and fastening screw
including transparent cover ref.-no.: CD 50 NA
ETS product family: Push-button
Product type: 3-gang push-button
3 green LED: actuator status
1 red LED: transmission status

Ref.-no.
CD 5073 RF TSM

KNX RF radio transmitter module 4-gang



including mounting plate, adhesive film and fastening screw
including transparent cover ref.-no.: CD 50 NA
ETS product family: Push-button
Product type: 4-gang push-button
4 green LED: actuator status
1 red LED: transmission status

Ref.-no.
CD 5074 RF TSM

Cover kits see page 395

Cover kits see page 398

LS range

KNX RF radio transmitter module 1-gang



including mounting plate, adhesive film and fastening screw
including transparent cover ref.-no.: LS 50 NA
Cannot be combined with frames in FLAT DESIGN.
ETS product family: Push-button
Product type: 1-gang push-button
1 green LED: actuator status
1 red LED: transmission status

Ref.-no.
LS 5071 RF TSM

KNX RF radio transmitter module 2-gang



including mounting plate, adhesive film and fastening screw
including transparent cover ref.-no.: LS 50 NA
Cannot be combined with frames in FLAT DESIGN.
ETS product family: Push-button
Product type: 2-gang push-button
2 green LED: actuator status
1 red LED: transmission status

Ref.-no.
LS 5072 RF TSM

KNX RF radio transmitter module 3-gang



including mounting plate, adhesive film and fastening screw
including transparent cover ref.-no.: LS 50 NA
Cannot be combined with frames in FLAT DESIGN.
ETS product family: Push-button
Product type: 3-gang push-button
3 green LED: actuator status
1 red LED: transmission status

Ref.-no.
LS 5073 RF TSM

KNX RF radio transmitter module 4-gang



including mounting plate, adhesive film and fastening screw
including transparent cover ref.-no.: LS 50 NA
Cannot be combined with frames in FLAT DESIGN.
ETS product family: Push-button
Product type: 4-gang push-button
4 green LED: actuator status
1 red LED: transmission status

Ref.-no.
LS 5074 RF TSM

KNX RF radio hand-held transmitter

Intended use

- Radio operation of loads, e.g. light on/off, dimming, Venetian blinds up/down, brightness values, calling up and saving light scenes
- Operation in cabled KNX systems via radio converter (ref.-no.: MK 100 RF)

Product characteristics

- Push-button functions switching, dimming, controlling blinds, value transmitter, calling up light scenes etc.
- Button pairs for push-button function or rocker function
- Two-colour LED to display actuation, sending status and actuator feedback
- Battery-powered device

Technical data

Rated voltage:	DC 3 V
Battery type:	1 x lithium CR 2450N (included)
Ambient temperature:	-5 ... +45 °C
Relative humidity:	max. 80 % (no condensation)
Radio frequency:	868.0 ... 868.6 MHz
Transmitting power:	max. 20 mW
Transmission range in free field:	typical 100 m

KNX RF radio hand-held transmitter



2-gang

Dimensions (L x W x H): 55 x 41 x 15 mm
Project design and commissioning with ETS5 or a more recent version

Ref.-no.
HS 2 RF

anthracite

KNX RF radio hand-held transmitter



4-gang

Dimensions (L x W x H): 93 x 53 x 16 mm
Project design and commissioning with ETS5 or a more recent version

Ref.-no.
HS 4 RF

anthracite

KNX RF radio USB stick



Intended use

- PC interface for the addressing, programming and diagnostics of KNX RF devices
- USB stick for coupling to a PC with a Windows-based operating system

Product characteristics

- Commissioning, programming, visualisation and diagnostics of KNX RF devices
- Automatic installation of PC communication via HID profile
- KNX Data Secure compatible with ETS 5.7.3 or higher

Ref.-no.
USB 2130 RF

Technical data

USB version:	2.0
Connection USB:	type A
Radio frequency:	868.0 ... 868.6 MHz
Transmitting power:	max. 20 mW
Transmission range in free field:	typical 100 m

Cover kits see page 401

KNX RF radio converter

Project design and commissioning with ETS5 or a more recent version

Intended use

- Connection of KNX radio networks with cabled KNX lines
- Extension of the radio range in KNX radio networks (repeater operation, external power supply with 24 V DC, e.g. ref.-no. NT 2415 REG VDC)
- Installation in flush box with dimensions according to DIN 49073 in combination with a suitable cover

Product characteristics

- Use as media coupler in the function of area or line coupler (depending on the physical address)
- Use as KNX RF repeater possible
- Filter settings and filter tables
- As of V01: KNX Data Secure compatible with ETS 5.7.3 or higher
- As of V02: use as segment coupler possible with ETS 6.0.5 or higher
- Influence on forwarding of group telegrams (routing) by filter function in coupler operation
- Support of the full address range (groups 0-31) for filter function
- Forwarding of group telegrams (TP > RF, RF > TP) parameterizable
- Forwarding of physically addressed telegrams (TP > RF, RF > TP) parameterizable
- Forwarding of broadcast telegrams (TP > RF, RF > TP) parameterizable
- Telegram repetitions in case of transmission errors for group, broadcast and physically addressed telegrams can be set on the TP side
- Telegram confirmation for group and physically addressed telegrams can be separately configured on the TP side
- Configuration lock can be set (programming only via TP or RF)
- Status LED
- Conversion and generation of RF system broadcast telegrams
- Support of long frames
- Safe-state mode to stop the application program (e.g. if the device does not function properly due to errors in the project design or during commissioning)
- Function for reset to delivery state

Ref.-no.**MK 100 RF****Technical data**

KNX RF	
Radio frequency:	868.0 ... 868.6 MHz
Transmitting power:	max. 20 mW
Transmission range in free field:	typical 100 m
KNX TP (media coupler operation)	
KNX medium:	TP 256
Commissioning mode:	S-mode
Rated voltage KNX:	DC 21 ... 32 V SELV
Current consumption KNX:	max. 5 mA
Repeater operation	
Rated voltage:	DC 24 V SELV
Dimensions (L x W x H):	44 x 29 x 16 mm

WG 800

KNX push-button BCU, neutral position



Function: switching, dimming, shutter control
LED: always ON, always OFF, status indication
KNX medium: TP 256

The status LED serves as orientation light or status indication.

Ref.-no.

8471.02 LED W

1-gang

KNX push-button BCU, switch position



Function: switching, dimming
LED: always ON, always OFF
KNX medium: TP 256

The status LED serves as orientation light or status indication.

Ref.-no.

8471.01 LED W

1-gang

1-gang rocker with lens



for 1-gang push-button BCU
neutral position ref.-no.: 8471.02 LED W
switch position ref.-no.: 8471.01 LED W

Ref.-no.

800 NT

1-gang rocker with lens and arrow symbols



for 1-gang push-button BCU
neutral position ref.-no.: 8471.02 LED W

Ref.-no.

800 P

Rocker with inscription field



for 1-gang push-button BCU
neutral position ref.-no.: 8471.02 LED W
switch position ref.-no.: 8471.01 LED W

Ref.-no.

■ **800 NA**

with inscription field 22 x 48 mm

1-gang rocker with big lens



for 1-gang push-button BCU
neutral position ref.-no.: 8471.02 LED W
switch position ref.-no.: 8471.01 LED W
with red lens (ref.-no.: 33 NR)

Ref.-no.

800 KO

Lens with symbol, translucent



for switches with indicator light and push-buttons in design range WG 800

Ref.-no.

transparent
symbol "light"
symbol "bell"
symbol door

33 KLAR L

33 KLAR K

33 KLAR T

Lens without symbol, translucent



for switches with indicator light and push-buttons in design range WG 800

Ref.-no.

green
transparent
red

33 GN

33 KLAR

33 NR

KNX push-button BCU, neutral position



Function: switching, dimming, shutter control
LED: always ON, always OFF, status indication
KNX medium: TP 256

The status LED serves as orientation light or status indication.

Ref.-no.

8472.02 LED W

2-gang

KNX push-button BCU, switch position



Function: switching, dimming, shutter control
LED: always ON, always OFF
KNX medium: TP 256

The status LED serves as orientation light or status indication.

Ref.-no.

8472.01 LED W

2-gang

2-gang rocker with lens



for 2-gang push-button BCU
neutral position ref.-no.: 8472.02 LED W
switch position ref.-no.: 8472.01 LED W

Ref.-no.

805 NT

Push-button BCU Rotary sensor

2-gang rocker with lens and arrow symbols



for 2-gang push-button BCU
switch position ref.-no.: 8472.01 LED W

Ref.-no.
805 P

2-gang rocker with lens and arrow symbols



for 2-gang push-button BCU
neutral position ref.-no.: 8472.02 LED W

Ref.-no.
805 MP

KNX rotary sensor



with integrated push-button interface 3-gang
with push-button function and acoustic signal
Function: switching, dimming, shutter control, value
transmitter, scene extension

Intended use

- Operation of loads, e.g. light on/off, dimming, blinds up/down, brightness values, temperatures, calling up and saving light scenes, etc.
- Installation in flush box with dimensions according to DIN 49073

Product characteristics

- Operation by turning or pressing the control button
- Integrated bus coupling unit
- Integrated push-button interface: Three binary inputs for floating contacts
- Functions for control button and push-button interface:
Switching, dimming, shutter control, value transmitters, calling up light scenes, etc.
- Two red status LEDs
- Acoustic signal transmitter, e.g. for status, operation or alarm message, ringtone or audible alert
- Alarm function, optional with confirmation by pressing
- Convenience function for dimming and value adjustment: Preselection of the increment by fast turning
- Energy saving mode
- Separated locking functions for control button and push-button interface

Ref.-no.
DS 4092 TS

Technical data

KNX medium:	TP 256
Rated voltage KNX:	DC 21 ... 32 V SELV
Current consumption KNX:	max. 12.5 mA
Push-button interface	
Polling voltage:	approx. 20 V
Cable length:	max. 5 m
Ambient temperature:	-25 ... +55 °C
Storage/transport temperature:	-25 ... +55 °C
Relative humidity:	max. 93 % (no condensation)

Centre plate with knob and lens

for KNX rotary sensor ref.-no.: DS 4092 TS

for AS and A ranges



Ref.-no.

Duroplastic (scratch-proof) glossy

- ivory ■ A 1540 KO5
- white ■ A 1540 KO5 WW
- black ■ A 1540 KO5 SW

Duroplastic lacquered

- aluminium ■■ A 1540 KO5 AL
- champagne ■ A 1540 KO5 CH
- mocha ■ A 1540 KO5 MO

Thermoplastic (breakproof) high-gloss

- white ■■ A 1540 BF KO5 WW
- black ■■ A 1540 BF KO5 SW

matt lacquered

- matt snow white ■ A 1540 BF KO5 WWM
- matt graphite black ■ A 1540 BF KO5 SWM
- matt anthracite ■ A 1540 BF KO5 ANM

for CD range



Ref.-no.

Duroplastic (scratch-proof) glossy

- ivory ■ CD 1540 KO5
- white ■ CD 1540 KO5 WW
- grey ■ CD 1540 KO5 GR
- light grey ■ CD 1540 KO5 LG
- black ■ CD 1540 KO5 SW

for LS range



Ref.-no.

Duroplastic (scratch-proof) glossy

- ivory ■ LS 1940 KO5
- white ■ LS 1940 KO5 WW
- light grey ■ LS 1940 KO5 LG
- black ■ LS 1940 KO5 SW

matt lacquered

- matt snow white ■ LS 1940 KO5 WWM
- matt graphite black ■ LS 1940 KO5 SWM

Metal versions

- aluminium ■■ AL 1940 KO5
- stainless steel ■■ ES 1940 KO5
- anthracite (aluminium lacquered) ■■ AL 1940 KO5 AN
- dark (aluminium lacquered) ■■ AL 1940 KO5 D
- chrome ■ GCR 1940 KO5
- gold-coloured ■ GO 1940 KO5
- classic brass ■ ME 1940 KO5 C
- antique brass ■ ME 1940 KO5 AT

KNX presence detector mini



ETS product family: Physical sensors
Product type: Movement

KNX brightness controller mini



ETS product family: Physical sensors
Product type: Brightness

Product characteristics

- Integrated bus coupling unit
- 3 PIR sensors
- Detection field 360°
- Integrated brightness sensor
- Deployed as presence detector, motion detector, or for alert operation
- Output functions: Switching, staircase lighting function, switching with forced position, value transmitter, light scene extension, operating mode setting for room temperature controller
- Extension of the detection area by way of operating several devices as main unit or extension unit
- Adjuster for manual adjustment of sensitivity
- Status LED: Flashes during motion detection; depending on programming in normal operation or only during the walking test mode

Additional characteristics of "Universal" version:

- Manual operation with IR remote control possible (ref.-no.: KNX PM FB IR)
- 5 function blocks for motion detection each with 2 outputs
- Function blocks switchable, e.g. for day/night operation
- PIR sensors can be evaluated separately
- Brightness sensor function with 3 limiting values
- Light control with max. 3 channels, setpoint adjustment in operation, separate configuration of dimming-up, control and dimming-down phase
- Light control can be combined with presence detector function
- Temperature measurement

	Ref.-no.
Standard	
white	■ 3361 M WW
Universal	
white	■ 3361-1 M WW

Technical data

KNX medium:	TP 256
Rated voltage KNX:	DC 21 ... 32 V SELV
Current consumption KNX:	max. 10 mA
Ceiling cut-out (Ø x D):	44 x 35 mm
Dimensions (Ø x H):	53.5 x 38 mm (with design ring)

IR remote control



for KNX presence detector mini universal ref.-no.: 3361-1 M ..

Battery operation with one included lithium button cell (CR 2025)

Ref.-no.
KNX PM FB IR

Product characteristics

- Asymmetrical measuring surface
- Integrated bus coupling unit
- Integrated brightness sensor
- Brightness sensor function with 3 limiting values
- Brightness limiting values (3 channels) with output functions switching, value transmitter and scene extension
- Light control with max. 3 channels, setpoint adjustment in operation, separate configuration of dimming-up, control and dimming-down phase
- On-off control possible for switch actuators
- Power supply via bus voltage

	Ref.-no.
white	■ 2096 LUX

Technical data

KNX medium:	TP 256
Rated voltage KNX:	DC 21 ... 32 V SELV
Current consumption KNX:	max. 10 mA
Ceiling cut-out (Ø x D):	44 x 35 mm
Dimensions (Ø x H):	53.5 x 38 mm (with design ring)

Design ring



for KNX presence detector mini ref.-no.: 3361 M WW, 3361-1 M WW
for KNX brightness controller mini ref.-no.: 2096 LUX
for motion detector mini basic ref.-no.: BM 360 MB WW

	Ref.-no.
white	PMM DR38 WW
light grey	PMM DR38 LG
black	PMM DR38 SW
matt lacquered	
matt snow white	PMM DR38 WWM
matt graphite black	PMM DR38 SWM
metal colours (thermoplastic lacquered)	
aluminium	PMM DR38 AL
stainless steel	PMM DR38 ES

Flush mounting set



for ceiling installation of KNX presence detector mini (ref.-no.: 3361 M WW, 3361-1 M WW)
for ceiling installation of KNX brightness controller mini (ref.-no.: 2096 LUX)
for ceiling installation of Motion detector mini basic (ref.-no.: BM 360 MB WW)
Installation in flush box with dimensions according to DIN 49073

Design ring Ø inside: 36.6 mm, Ø outside: 80 mm
Height above surface, design ring: 3 mm
Height above surface, lens: 6.6 mm

	Ref.-no.
white	PMM-UP-SET-WW
light grey	PMM-UP-SET-LG
black	PMM-UP-SET-SW
matt lacquered	
matt snow white	PMM-UP-SET-WWM
matt graphite black	PMM-UP-SET-SWM
metal colours (thermoplastic lacquered)	
aluminium (lacquered)	PMM-UP-SET-AL
stainless steel (lacquered)	PMM-UP-SET-ES

Presence detector

Surface mounting set



for ceiling installation of KNX presence detector mini (ref.-no.: 3361 M WW, 3361-1 M WW)
for ceiling installation of KNX brightness controller mini (ref.-no.: 2096 LUX)
for ceiling installation of Motion detector mini basic (ref.-no.: BM 360 MB WW)
Dimensions (Ø x H): 80 / 83 x 49 mm (incl. design ring)
Design ring Ø inside: 36.6 mm, Ø outside: 80 mm

Ref.-no.

white	PMM-AP-SET-WW
light grey	PMM-AP-SET-LG
black	PMM-AP-SET-SW
matt lacquered	
matt snow white	PMM-AP-SET-WWM
matt graphite black	PMM-AP-SET-SWM
metal colours (thermoplastic lacquered)	
aluminium (lacquered)	PMM-AP-SET-AL
stainless steel (lacquered)	PMM-AP-SET-ES

KNX presence detector



ETS product family: Physical sensors
Product type: Movement

Product characteristics

- Integrated bus coupling unit
- 3 PIR sensors
- Detection field 360°
- Integrated brightness sensor
- Deployed as presence detector, motion detector, or for alert operation
- Output functions: Switching, staircase lighting function, switching with forced position, value transmitter, light scene extension, operating mode setting for room temperature controller
- Extension of the detection area by way of operating several devices as main unit or extension unit
- Adjuster for manual adjustment of sensitivity
- Status LED: Flashes during motion detection; depending on programming in normal operation or only during the walking test mode

Additional characteristics of "Universal" version:

- Manual operation with IR remote control possible (ref.-no.: KNX PM FB IR)
- 5 function blocks for motion detection each with 2 outputs
- Function blocks switchable, e.g. for day/night operation
- PIR sensors can be evaluated separately
- Brightness sensor function with 3 limiting values
- Light control with max. 3 channels, setpoint adjustment in operation, separate configuration of dimming-up, control and dimming-down phase
- Light control can be combined with presence detector function

Ref.-no.

Standard	
white	3361 WW
aluminium (lacquered)	3361 AL
Universal	
white	3361-1 WW
aluminium (lacquered)	3361-1 AL

Technical data

KNX medium:	TP 256
Rated voltage KNX:	DC 21 ... 32 V SELV
Current consumption KNX:	max. 12.5 mA
Connection bus:	terminal
Ambient temperature:	-5 ... +45 °C
Storage/transport temperature:	-25 ... +70 °C
Relative humidity:	5 ... 93 % (no condensation)
Protection class:	III
Detection angle:	360°
Range:	Ø approx. 20 m (mounting height 3 m)
Brightness sensor	
Measuring range:	0 ... 2,000 lx
Detection range:	Ø 2 m

IR remote control



for KNX presence detector universal ref.-no.: 3361-1 ..
Battery operation with one included lithium button cell (CR 2025)

Ref.-no.

KNX PM FB IR

Protection cage



for KNX presence detector ref.-no.: 3361..

Ref.-no.

white **SK 180-90 WW**

Surface-mounted housing



for ceiling installation (surface-mounted) of KNX presence detectors ref. no.: 3361 WW, 3361 AL, 3361-1 WW, 3361-1 AL

Ref.-no.

white **PM-KAPPE-1**
aluminium (lacquered) **PM-KAPPE AL-1**

Technical data

Dimensions (Ø x H): 103 x 19 mm

KNX bus coupling unit 3

screw fixing only, without claws

- Coupling of automatic switches (ref.-no.: ..3181.., ..3281..) to KNX systems
- Installation in flush box with dimensions according to DIN 49073

Ref.-no.
2073 U

Technical data

KNX medium: TP 256
Rated voltage KNX: DC 21 ... 32 V SELV

KNX automatic switch 1.1 m**Standard**

for bus coupling unit 3 ref.-no.: 2073 U
ETS product family: Physical sensors
Product type: Movement

Intended use

- Requirement-oriented control of lighting and other electrical loads in interiors
- Mounting on bus coupling unit 3 (ref.-no.: 2073 U)

Product characteristics

- Automatic switching of lighting depending on the thermal movement and ambient brightness
- 2 PIR sensors
- Detection range 180°
- Integrated brightness sensor
- Switch-off brightness can be set
- Output functions: Switching, staircase lighting function, switching with forced position, value transmitter, light scene extension, operating mode setting for room temperature controller
- Extension of the detection area by way of operating several devices as main unit or extension unit
- Sensitivity can be set manually
- Status LEDs
- Manual switching on the device
- Up to half of the detection area can be screened off (cover or parameter setting)

Technical data

Current consumption KNX: 3 ... 10 mA
Mounting height: 1.10 m
Detection angle: 180°
Brightness sensor
Measuring range: approx. 1 ... 1,000 lx

for AS and A ranges



Ref.-no.

Thermoplastic (breakproof) high-gloss

ivory **A 3181**
white **A 3181 WW**
black **A 3181 SW**

Thermoplastic (breakproof) lacquered

aluminium **A 3181 AL**
champagne **A 3181 CH**
mocha **A 3181 MO**

matt lacquered

matt snow white **A 3181 WWM**
matt graphite black **A 3181 SWM**
matt anthracite **A 3181 ANM**

for CD range



Ref.-no.

Thermoplastic (breakproof) high-gloss

ivory **CD 3181**
white **CD 3181 WW**
grey **CD 3181 GR**
light grey **CD 3181 LG**
black **CD 3181 SW**

for LS range



Ref.-no.

Thermoplastic (breakproof) high-gloss

ivory **LS 3181**
white **LS 3181 WW**
light grey **LS 3181 LG**
black **LS 3181 SW**

matt lacquered

matt snow white **LS 3181 WWM**
matt graphite black **LS 3181 SWM**

metal colours (thermoplastic lacquered)

aluminium **AL 3181**
stainless steel **ES 3181**
anthracite **AL 3181 AN**
dark **AL 3181 D**
classic brass **ME 3181 C**
antique brass **ME 3181 AT**

KNX automatic switch 1.1 m**Universal**

for bus coupling unit 3 ref.-no.: 2073 U
 ETS product family: Physical sensors
 Product type: Movement

Intended use

- Requirement-oriented control of lighting and other electrical loads in interiors
- Mounting on bus coupling unit 3 (ref.-no.: 2073 U)

Product characteristics

- Automatic switching of lighting depending on the thermal movement and ambient brightness
- 2 PIR sensors
- Detection range 180°
- Integrated brightness sensor
- Switch-off brightness can be set
- Output functions: Switching, staircase lighting function, switching with forced position, value transmitter, light scene extension, operating mode setting for room temperature controller
- Extension of the detection area by way of operating several devices as main unit or extension unit
- Sensitivity can be set manually
- Status LEDs
- Manual switching on the device
- Up to half of the detection area can be screened off (cover or parameter setting)

Additional characteristics of "Universal" version:

- Manual operation with IR remote control possible (ref.-no.: KNX PM FB IR)
- 5 function blocks for motion detection each with 2 outputs
- Function blocks switchable, e.g. for day/night operation
- Brightness sensor function with 3 limiting values
- Alarm message in case the device is removed from the bus coupling unit
- Temperature measurement

Technical data

Current consumption KNX:	3 ... 10 mA
Mounting height:	1.10 m
Detection angle:	180°
Brightness sensor	
Measuring range:	approx. 1 ... 1,000 lx
Temperature sensor	
Measuring range:	-5 ... +45 °C
Accuracy:	± 1 K

for AS and A ranges

**Ref.-no.****Thermoplastic (breakproof) high-gloss**

ivory	A 3181-1
white	A 3181-1 WW
black	A 3181-1 SW

Thermoplastic (breakproof) lacquered

aluminium	A 3181-1 AL
champagne	A 3181-1 CH
mocha	A 3181-1 MO

matt lacquered

matt snow white	A 3181-1 WWM
matt graphite black	A 3181-1 SWM
matt anthracite	A 3181-1 ANM

for CD range

**Ref.-no.****Thermoplastic (breakproof) high-gloss**

ivory	CD 3181-1
white	CD 3181-1 WW
grey	CD 3181-1 GR
light grey	CD 3181-1 LG
black	CD 3181-1 SW

for LS range

**Ref.-no.****Thermoplastic (breakproof) high-gloss**

ivory	LS 3181-1
white	LS 3181-1 WW
light grey	LS 3181-1 LG
black	LS 3181-1 SW

matt lacquered

matt snow white	LS 3181-1 WWM
matt graphite black	LS 3181-1 SWM

metal colours (thermoplastic lacquered)

aluminium	AL 3181-1
stainless steel	ES 3181-1
anthracite	AL 3181-1 AN
dark	AL 3181-1 D
classic brass	ME 3181-1 C
antique brass	ME 3181-1 AT

IR remote control

for KNX universal automatic switch
 ref.-no.: .. 3181-1 .., .. 3281-1

Battery operation with one included lithium button cell
 (CR 2025)

Ref.-no.**KNX PM FB IR**

KNX automatic switch 2.2 m**Standard**

for bus coupling unit 3 ref.-no.: 2073 U

Degree of protection IP44 is ensured with sealing kit ref.-no. AS .. 50 DS and "IP44 frame" of the respective design range.

IP44 suitable only for interiors

ETS product family: Physical sensors

Product type: Movement

Intended use

- Requirement-oriented control of lighting and other electrical loads
- Mounting on bus coupling unit 3 (ref.-no.: 2073 U)

Product characteristics

- Automatic switching of lighting depending on the thermal movement and ambient brightness
- 2 PIR sensors
- Detection range 180°
- Integrated brightness sensor
- Switch-off brightness can be set
- Output functions: Switching, staircase lighting function, switching with forced position, value transmitter, light scene extension, operating mode setting for room temperature controller
- Extension of the detection area by way of operating several devices as main unit or extension unit
- Sensitivity can be set manually
- Status LEDs
- Manual switching on the device

Technical data

Current consumption KNX:	3 ... 10 mA
Mounting height:	1.10 / 2.20 m
Detection angle:	180°
Brightness sensor Measuring range:	approx. 1 ... 1,000 lx



for AS and A ranges

Ref.-no.**Thermoplastic (breakproof) high-gloss**

ivory	■ A 3281
white	■ A 3281 WW
black	■ A 3281 SW

Thermoplastic (breakproof) lacquered

aluminium	■ A 3281 AL
champagne	■ A 3281 CH
mocha	■ A 3281 MO

matt lacquered

matt snow white	■ A 3281 WWM
matt graphite black	■ A 3281 SWM
matt anthracite	■ A 3281 ANM



for CD range

Ref.-no.**Thermoplastic (breakproof) high-gloss**

ivory	■ CD 3281
white	■ CD 3281 WW
grey	■ CD 3281 GR
light grey	■ CD 3281 LG
black	■ CD 3281 SW



for LS range

Ref.-no.**Thermoplastic (breakproof) high-gloss**

ivory	■ LS 3281
white	■ LS 3281 WW
light grey	■ LS 3281 LG
black	■ LS 3281 SW

matt lacquered

matt snow white	■ LS 3281 WWM
matt graphite black	■ LS 3281 SWM

metal colours (thermoplastic lacquered)

aluminium	■ AL 3281
stainless steel	■ ES 3281
anthracite	■ AL 3281 AN
dark	■ AL 3281 D
classic brass	ME 3281 C
antique brass	ME 3281 AT

KNX automatic switch 2.2 m

Universal

for bus coupling unit 3 ref.-no.: 2073 U
Degree of protection IP44 is ensured with sealing kit ref.-no. AS .. 50 DS and "IP44 frame" of the respective design range.

IP44 suitable for installation in interiors and exteriors

ETS product family: Physical sensors
Product type: Movement

Intended use

- Requirement-oriented control of lighting and other electrical loads
- Mounting on bus coupling unit 3 (ref.-no.: 2073 U)

Product characteristics

- Automatic switching of lighting depending on the thermal movement and ambient brightness
- 2 PIR sensors
- Detection range 180°
- Integrated brightness sensor
- Switch-off brightness can be set
- Output functions: Switching, staircase lighting function, switching with forced position, value transmitter, light scene extension, operating mode setting for room temperature controller
- Extension of the detection area by way of operating several devices as main unit or extension unit
- Sensitivity can be set manually
- Status LEDs
- Manual switching on the device

Additional characteristics of "Universal" version:

- Manual operation with IR remote control possible (ref.-no.: KNX PM FB IR)
- Up to half of the detection area can be screened off (parameter setting)
- 5 function blocks for motion detection each with 2 outputs
- Function blocks switchable, e.g. for day/night operation
- Brightness sensor function with 3 limiting values
- Alarm message in case the device is removed from the bus coupling unit
- Temperature measurement

Technical data

Current consumption KNX:	3 ... 10 mA
Mounting height:	1.10 / 2.20 m
Detection angle:	180°
Brightness sensor	
Measuring range:	approx. 1 ... 1,000 lx
Temperature sensor	
Measuring range:	approx. -20 ... +55 °C
Accuracy:	± 1 K



for AS and A ranges

Ref.-no.

Thermoplastic (breakproof) high-gloss

- ivory **A 3281-1**
- white **A 3281-1 WW**
- black **A 3281-1 SW**

Thermoplastic (breakproof) lacquered

- aluminium **A 3281-1 AL**
- champagne **A 3281-1 CH**
- mocha **A 3281-1 MO**

matt lacquered

- matt snow white **A 3281-1 WWM**
- matt graphite black **A 3281-1 SWM**
- matt anthracite **A 3281-1 ANM**



for CD range

Ref.-no.

Thermoplastic (breakproof) high-gloss

- ivory **CD 3281-1**
- white **CD 3281-1 WW**
- grey **CD 3281-1 GR**
- light grey **CD 3281-1 LG**
- black **CD 3281-1 SW**



for LS range

Ref.-no.

Thermoplastic (breakproof) high-gloss

- ivory **LS 3281-1**
- white **LS 3281-1 WW**
- light grey **LS 3281-1 LG**
- black **LS 3281-1 SW**

matt lacquered

- matt snow white **LS 3281-1 WWM**
- matt graphite black **LS 3281-1 SWM**

metal colours (thermoplastic lacquered)

- aluminium **AL 3281-1**
- stainless steel **ES 3281-1**
- anthracite **AL 3281-1 AN**
- dark **AL 3281-1 D**
- classic brass **ME 3281-1 C**
- antique brass **ME 3281-1 AT**

IR remote control



for KNX universal automatic switch
ref.-no.: ... 3181-1 ... 3281-1

Battery operation with one included lithium button cell (CR 2025)

Ref.-no.

KNX PM FB IR

Sealing kit for motion detector 2.2 m



for KNX automatic switch 2.2 m of the AS / A ranges

Ref.-no.

AS A 50 DS

Sealing kit for motion detector 2.2 m



for KNX automatic switch 2.2 m of the CD and LS ranges

Ref.-no.

AS CD 50 DS

KNX room temperature controller module 2-gang

including transparent cover and paper inlay with symbols

Intended use

- Single-room temperature control in KNX installations
- Operation of loads, e.g. light on/off, dimming, blinds up/down, calling up and saving light scenes, etc.
- Installation in flush box with dimensions according to DIN 49073

Product characteristics

All buttons can be assigned with push-button sensor functions or functions for controller operation.

- KNX medium: TP 256
- Measurement of room temperature
- Room temperature control with setpoint specification
- Extension unit for room temperature controller
- Push-button functions switching, dimming, controlling blinds, value transmitter, calling up light scenes etc.
- One or two functions per button
- Completion with cover kit 2-gang
- Inscription field can be illuminated
- Two red status LEDs per button – red, green or blue adjustable
- One operation LED as orientation light and to indicate the programming status – red, green or blue adjustable
- Brightness of status LEDs, operation LED and inscription field adjustable; switchable while in operation, e.g. during the night
- Disabling function: Disabling or change function mode of single or all button functions
- Alarm function, optional acknowledge by pressing any button
- Energy saving mode (for operation without controller function)
- Integrated bus coupling unit
- Connection for a push-button extension module, for extension with up to eight additional buttons



for AS and A ranges

Ref.-no.

A 5178 TSM

Cover kit see page 395



for CD range

Ref.-no.

CD 5178 TSM

Cover kit see page 398



for LS range

Ref.-no.

LS 5178 TSM

Cover kit see page 401

KNX room temperature controller

with rotary knob for setpoint adjustment

Only with the ETS 3.0d version or later versions the full functionality will be available.
 ETS product family: Heating, A/C, ventilation
 Product type: Regulator

Intended use

- Single-room temperature control in KNX installations
- Installation in flush box with dimensions according to DIN 49073

Product characteristics

- Integrated bus coupling unit
- Measurement of room temperature and comparison with setpoint temperature
- Setpoint specification by selection of the operating mode
- Operating modes: comfort, standby, night operation, frost/heat protection
- Heating and cooling mode
- Heating and cooling with basic and additional step
- Setpoint adjustment
- Presence push-button
- Status LEDs

Technical data

KNX medium:	TP 256
Rated voltage KNX:	DC 21 ... 32 V SELV
Current consumption KNX:	max. 10 mA
Connection, KNX:	connection terminal
Ambient temperature:	-5 ... +45 °C
Storage/transport temperature:	-25 ... +70 °C



for AS and A ranges

	Ref.-no.
Thermoplastic (breakproof) high-gloss	
ivory	A 2178
white	A 2178 WW
black	A 2178 SW
Thermoplastic (breakproof) lacquered	
aluminium	A 2178 AL
champagne	A 2178 CH
mocha	A 2178 MO
matt lacquered	
matt snow white	A 2178 WWM
matt graphite black	A 2178 SWM
matt anthracite	A 2178 ANM



for CD range

	Ref.-no.
Thermoplastic (breakproof) high-gloss	
ivory	2178
white	CD 2178 WW
grey	CD 2178 GR
light grey	CD 2178 LG
black	CD 2178 SW



for LS range

	Ref.-no.
Thermoplastic (breakproof) high-gloss	
ivory	LS 2178
white	LS 2178 WW
light grey	LS 2178 LG
black	LS 2178 SW
matt lacquered	
matt snow white	LS 2178 WWM
matt graphite black	LS 2178 SWM
Metal versions	
aluminium	AL 2178
stainless steel	ES 2178
anthracite (aluminium lacquered)	AL 2178 AN
dark (aluminium lacquered)	AL 2178 D
chrome	GCR 2178
classic brass	ME 2178 C
antique brass	ME 2178 AT

KNX room temperature controller
**with integrated push-button interface 4-gang
with rotary knob for setpoint adjustment**

Only with the ETS 3.0d version or later versions the full functionality will be available.

ETS product family: Heating, A/C, ventilation

Product type: Regulator

Intended use

- Single-room temperature control in KNX installations
- Type of loads for binary output: LED or electronic relays
- Installation in flush box with dimensions according to DIN 49073

Product characteristics

- Integrated bus coupling unit
- Measurement of room temperature and comparison with setpoint temperature
- Setpoint specification by selection of the operating mode
- Operating modes: comfort, standby, night operation, frost/heat protection
- Heating and cooling mode
- Heating and cooling with basic and additional step
- Setpoint adjustment
- Presence push-button
- Status LEDs
- Push-button interface with four inputs or two outputs (0.8 mA) and two inputs, e.g. for window contacts, push-buttons, LEDs, etc.
- Function of the inputs: switching, dimming, shutter control, light scene extension, brightness or temperature value transmitter
- Optional: External temperature sensor (ref.-no.: FF NTC) connectable to input 4

Technical data

KNX medium:	TP 256
Rated voltage KNX:	DC 21 ... 32 V SELV
Current consumption KNX:	max. 10 mA
Connection, KNX:	connection terminal
Ambient temperature:	-5 ... +45 °C
Storage/transport temperature:	-25 ... +70 °C



for AS and A ranges

Ref.-no.
Thermoplastic (breakproof) high-gloss

ivory	A 2178 TS
white	A 2178 TS WW
black	A 2178 TS SW

Thermoplastic (breakproof) lacquered

aluminium	A 2178 TS AL
champagne	A 2178 TS CH
mocha	A 2178 TS MO

matt lacquered

matt snow white	A 2178 TS WWM
matt graphite black	A 2178 TS SWM
matt anthracite	A 2178 TS ANM



for CD range

Ref.-no.
Thermoplastic (breakproof) high-gloss

ivory	2178 TS
white	CD 2178 TS WW
grey	CD 2178 TS GR
light grey	CD 2178 TS LG
black	CD 2178 TS SW



for LS range

Ref.-no.
Thermoplastic (breakproof) high-gloss

ivory	LS 2178 TS
white	LS 2178 TS WW
light grey	LS 2178 TS LG
black	LS 2178 TS SW

matt lacquered

matt snow white	LS 2178 TS WWM
matt graphite black	LS 2178 TS SWM

Metal versions

aluminium	AL 2178 TS
stainless steel	ES 2178 TS
anthracite (aluminium lacquered)	AL 2178 TS AN
dark (aluminium lacquered)	AL 2178 TS D
chrome	GCR 2178 TS
classic brass	ME 2178 TS C
antique brass	ME 2178 TS AT

KNX room autostat

**with integrated push-button interface 4-gang
without rotary knob for setpoint adjustment**

without any operational elements

Only with the ETS 3.0d version or later versions the full functionality will be available.

ETS product family: Heating, A/C, ventilation

Product type: Regulator

Intended use

- Single-room temperature control in KNX installations
- Installation in flush box with dimensions according to DIN 49073

Product characteristics

- Integrated bus coupling unit
- Measurement of room temperature and comparison with setpoint temperature
- Setpoint specification by selection of the operating mode
- Operating modes: comfort, standby, night operation, frost/heat protection
- Heating and cooling mode
- Heating and cooling with basic and additional step
- Operation solely via the bus
- Push-button interface with four inputs or two outputs (0.8 mA) and two inputs, e.g. for window contacts, push-buttons, LEDs, etc.
- Function of the inputs: switching, dimming, shutter control, light scene extension, brightness or temperature value transmitter
- Optional: External temperature sensor (ref.-no.: FF NTC) connectable to input 4

Technical data

KNX medium:	TP 256
Rated voltage KNX:	DC 21 ... 32 V SELV
Current consumption KNX:	max. 7.5 mA
Connection, KNX:	connection terminal
Ambient temperature:	-5 ... +45 °C
Storage/transport temperature:	-25 ... +70 °C
Output current:	0.8 mA
Inputs and outputs	
Cable type:	J-Y(St)Y 2 x 2 x 0.8 mm
Cable length:	max. 5 m
Temperature sensor cable length:	max. 50 m

Use deep wall box for cables with 1.5 mm².



for AS and A ranges

	Ref.-no.
Duroplastic (scratch-proof) glossy	
ivory	A 2178 ORTS
white	A 2178 ORTS WW
black	A 2178 ORTS SW
Duroplastic lacquered	
aluminium	A 2178 ORTS AL
champagne	A 2178 ORTS CH
mocha	A 2178 ORTS MO
Thermoplastic (breakproof) high-gloss	
white	A 2178 BF ORTS WW
black	A 2178 BF ORTS SW
matt lacquered	
matt snow white	A 2178 BF ORTS WWM
matt graphite black	A 2178 BF ORTS SWM
matt anthracite	A 2178 BF ORTS ANM



for CD range

	Ref.-no.
Duroplastic (scratch-proof) glossy	
ivory	2178 ORTS
white	CD 2178 ORTS WW
grey	CD 2178 ORTS GR
light grey	CD 2178 ORTS LG
black	CD 2178 ORTS SW



for LS range

	Ref.-no.
Duroplastic (scratch-proof) glossy	
ivory	LS 2178 ORTS
white	LS 2178 ORTS WW
light grey	LS 2178 ORTS LG
black	LS 2178 ORTS SW
matt lacquered	
matt snow white	LS 2178 ORTS WWM
matt graphite black	LS 2178 ORTS SWM
Metal versions	
aluminium	AL 2178 ORTS
stainless steel	ES 2178 ORTS
anthracite (aluminium lacquered)	AL 2178 ORTS AN
dark (aluminium lacquered)	AL 2178 ORTS D
chrome	GCR 2178 ORTS
classic brass	ME 2178 ORTS C
antique brass	ME 2178 ORTS AT

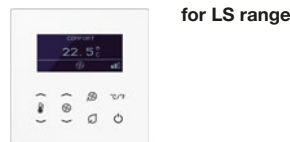
KNX temperature controller fan coil



white
black

Ref.-no.

TRD A 5248 WW
TRD A 5248 SW



white
black

Ref.-no.

TRD LS 9248 WW
TRD LS 9248 SW

Intended use

- Sensor module for operating electrical fan coil units in KNX installations
- Measurement and feedback control of the room temperature
- Installation in flush box with dimensions according to DIN 49073

Product characteristics

- Real glass front
- 8 capacitive sensor buttons
- Internal temperature sensor
- External temperature sensor can be evaluated
- Control of fan coil units
- Heating and/or cooling mode
- Suitable for 2-pipe or 4-pipe systems
- Up to 3 fan speeds can be controlled
- Room temperature controller function
- Preselection of the current energy level either through the option of 4 operating modes in accordance with KNX standard or of 5 temperature profiles for use in hotels or similar sites
- Display for indication of actual temperature (°C or °F), fan speed, operating mode/profile
- 1 operating level and 2 menu levels
- Menu levels blockable
- 1 status LED (red/green/blue)
- Display brightness and contrast adjustable
- Duration of the display illumination up to 120 seconds
- Operation as extension unit for temperature controller possible
- Integrated bus coupling unit

Technical data

KNX medium:	TP 256
Rated voltage KNX:	DC 21 ... 32 V SELV
Current consumption KNX:	8 ... 17.5 mA
Protection class:	III
Ambient temperature:	-5 ... +45 °C
Storage/transport temperature:	-20 ... +70 °C

KNX room controller LS TOUCH

Only install as a single device, not suitable for combinations!

Intended use

- Operation of loads (light switching, dimming, controlling blinds and shutters etc.)
- Visualisation of system statuses and information (e.g. temperature and brightness)
- Measurement and feedback control of the room temperature
- Installation in flush box with dimensions according to DIN 49073

Product characteristics

- High resolution IPS colour display
- Capacitive touchscreen
- Function of favourites page adjustable (without ETS)
- Max. 32 operating functions switching, dimming, controlling blinds, value transmitters, calling up light scenes, etc.
- Integrated room temperature sensor
- Room temperature control with setpoint specification
- Control of split units (only with update, available since July 2024)
- Alarm function (optical and/or acoustic)
- Max. 8 timer functions can be activated and set (depending on time, astronomical clock or random)
- Integrated proximity and brightness sensor
- Integrated bus coupling unit
- Connection of installation buttons or reed contacts possible
- Commissioning and support of KNX Data Secure with ETS from version 5.7.4

Technical data

Screen diagonal:	86 mm / 3.4"
Resolution:	320 x 310
Recommended mounting height:	1.5 m
KNX	
KNX medium:	TP 256
Security:	X-mode
Commissioning mode:	S-mode
Rated voltage:	DC 21 ... 32 V SELV
Current consumption KNX:	60 mA
Connection, KNX:	connection terminal
Connection cable:	EIB-Y (St)Y 2x2x0.8
Protection class:	III
Connecting external switching contacts	
Number:	max. 20
Connection cable:	EIB-Y (St)Y 2x2x0.8
Cable length:	max. 25 m
Ambient conditions	
Ambient temperature:	-5 ... +45 °C
Storage/transport temperature:	-25 ... +70 °C
Relative humidity:	30 % ... 70 %



with integrated 1-gang frame LS 990

Ref.-no.

Thermoplastic (breakproof) high-gloss

ivory	LS 459 D 1S
white	LS 459 D 1S WW
light grey	LS 459 D 1S LG
black	LS 459 D 1S SW
matt lacquered	
matt snow white	LS 459 D 1S WWM
matt graphite black	LS 459 D 1S SWM
Metal versions	
aluminium	AL 459 D 1S
stainless steel	ES 459 D 1S
anthracite (aluminium lacquered)	AL 459 D 1S AN
dark (aluminium lacquered)	AL 459 D 1S D
classic brass	ME 459 D 1S C
antique brass	ME 459 D 1S AT



with Korean character set
with integrated 1-gang frame LS 990

Ref.-no.

Thermoplastic (breakproof) high-gloss

ivory	LS 459 D1 S 82
white	LS 459 D1 S 82 WW
light grey	LS 459 D1 S 82 LG
black	LS 459 D1 S 82 SW
matt lacquered	
matt snow white	LS 459 D1 S 82 WWM
matt graphite black	LS 459 D1 S 82 SWM
Metal versions	
aluminium	AL 459 D1 S 82
stainless steel	ES 459 D1 S 82
anthracite (aluminium lacquered)	AL 459 D1 S 82 AN
dark (aluminium lacquered)	AL 459 D1 S 82 D
classic brass	ME 459 D1 S 82 C
antique brass	ME 459 D1 S 82 AT



with Chinese character set
with integrated 1-gang frame LS 990

Ref.-no.

Thermoplastic (breakproof) high-gloss

ivory	LS 459 D1 S 86
white	LS 459 D1 S 86 WW
light grey	LS 459 D1 S 86 LG
black	LS 459 D1 S 86 SW
matt lacquered	
matt graphite black	LS 459 D1 S 86 SWM
matt snow white	LS 459 D1 S 86 WWM
Metal versions	
aluminium	AL 459 D1 S 86
stainless steel	ES 459 D1 S 86
anthracite (aluminium lacquered)	AL 459 D1 S 86 AN
dark (aluminium lacquered)	AL 459 D1 S 86 D
classic brass	ME 459 D1 S 86 C
antique brass	ME 459 D1 S 86 AT



with integrated 1-gang frame LS ZERO
including suction lifter (ref.-no.: W-HEBER) for dismounting device from supporting frame

Ref.-no.

Thermoplastic (breakproof) high-gloss

white	LSZ 459 BF D 1S WW
matt lacquered	
matt snow white	LSZ 459 BF D 1S WWM
matt graphite black	LSZ 459 BF D 1S SWM
metal colours (thermoplastic lacquered)	
aluminium	LSZ AL 459 BF D 1S
stainless steel	LSZ ES 459 BF D 1S
dark	LSZ AL 459 BF D 1S D
classic brass	LSZ ME 459 BF D 1S C

Suction lifter



for KNX room controller LS TOUCH ref.-no.: LSZ 459 D 1S ..
for the simple and gentle dismounting

Ref.-no.

W-HEBER

KNX power supply, 160 mA



rail mounting device, 4 rail units
ETS product family: System components
Product type: Power supply

Ref.-no.
20160 REG

KNX USB data interface



rail mounting device, 2 rail units
■ KNX Data Secure compatible with ETS 5.7.3 or higher

Ref.-no.
2131 USBS REG

KNX power supply, 320 mA



rail mounting device, 4 rail units
ETS product family: System components
Product type: Power supply

Ref.-no.
20320 REG

KNX USB data interface



■ KNX Data Secure compatible with ETS 5.7.3 or higher

Ref.-no.
2131 USBS

KNX power supply, 640 mA



rail mounting device, 4 rail units
ETS product family: System components
Product type: Power supply

Ref.-no.
20640 REG

Centre plate (screw fixing)



for USB data interface ref.-no.: 2131 USBS
for AS and A ranges

Ref.-no.

KNX power supply, 1280 mA



rail mounting device, 6 rail units
ETS product family: System components
Product type: Power supply

Ref.-no.
21280 REG

Duroplastic (scratch-proof) glossy

- ivory ■ A 569 PLT
- white ■ A 569 PLT WW
- black ■ A 569 PLT SW

Duroplastic lacquered

- aluminium ■ A 569 PLT AL
- champagne ■ A 569 PLT CH
- mocha ■ A 569 PLT MO

Thermoplastic (breakproof) high-gloss

- ivory ■ A 569 BFPLT
- white ■ A 569 BFPLT WW
- black ■ A 569 BFPLT SW

matt lacquered

- matt snow white ■ A 569 BFPLT WWM
- matt graphite black ■ A 569 BFPLT SWM
- matt anthracite ■ A 569 BFPLT ANM

KNX power supply 320 mA with IP interface



rail mounting device, 6 rail units
Project design and commissioning with ETS5 or a more recent version
ETS product family: System components
Product type: Power supply

- KNX Data Secure compatible with ETS 5.7.3 or higher
- KNX IP Secure compatible with ETS 5.7.3 or higher
- With V02 or higher remote access with remote access licence (ref.-no. IPS-L) possible

Ref.-no.
20320 1S IPS R



for CD range

Ref.-no.

Thermoplastic (breakproof) high-gloss

- ivory ■ 569 T
- white ■ CD 569 T WW
- grey ■ CD 569 T GR
- light grey ■ CD 569 T LG
- black ■ CD 569 T SW



for CD range
with inscription field 6 x 37 mm

Ref.-no.

Thermoplastic (breakproof) high-gloss

- ivory 569 TNA
- white CD 569 TNA WW



for LS range

Ref.-no.

Thermoplastic (breakproof) high-gloss

- ivory ■ ■ **LS 969 T**
- white ■ ■ **LS 969 T WW**
- light grey ■ ■ **LS 969 T LG**
- black ■ ■ **LS 969 T SW**

matt lacquered

- matt snow white ■ **LS 969 T WWM**
- matt graphite black ■ **LS 969 T SWM**

Metal versions

- aluminium ■ ■ **AL 2969 T**
- stainless steel ■ ■ **ES 2969 T**
- anthracite (aluminium lacquered) ■ ■ **AL 2969 T AN**
- dark (aluminium lacquered) ■ ■ **AL 2969 T D**
- chrome ■ **GCR 2969 T**
- classic brass ■ **ME 2969 T C**
- antique brass ■ **ME 2969 T AT**

KNX RF radio USB stick



- PC interface for the addressing, programming and diagnostics of KNX RF devices
- USB stick for coupling to a PC with a Windows-based operating system
- KNX Data Secure compatible with ETS 5.7.3 or higher

Ref.-no.

USB 2130 RF

Technical data

USB version:	2.0
Connection USB:	type A
Radio frequency:	868.0 ... 868.6 MHz
Transmitting power:	max. 20 mW
Transmission range in free field:	typical 100 m

KNX RF radio converter



Project design and commissioning with ETS5 or a more recent version

- As of V01: KNX Data Secure compatible with ETS 5.7.3 or higher
- As of V02: use as segment coupler possible with ETS 6.0.5 or higher
- Connection of KNX radio networks with cabled KNX lines
- Extension of the radio range in KNX radio networks (repeater operation, external power supply with 24 V DC, e.g. ref.-no. NT 2415 REG VDC)

Ref.-no.

MK 100 RF

Technical data

KNX RF	
Radio frequency:	868.0 ... 868.6 MHz
Transmitting power:	max. 20 mW
Transmission range in free field:	typical 100 m
KNX TP (media coupler operation)	
KNX medium:	TP 256
Commissioning mode:	S-mode
Rated voltage KNX:	DC 21 ... 32 V SELV
Current consumption KNX:	max. 5 mA
Repeater operation	
Rated voltage:	DC 24 V SELV
Dimensions (L x W x H):	44 x 29 x 16 mm

Actuators

KNX IP interface



rail mounting device, 2 rail units
Project design and commissioning with ETS5 or a more recent version

- KNX Data Secure compatible with ETS 5.7.3 or higher
- KNX IP Secure compatible with ETS 5.7.3 or higher

Ref.-no.

IPS 300 SREG

Remote access licence



for IP interface ref.-no.: IPS 300 SREG (V05 or higher)
for power supply with IP interface ref.-no.: 20320 1S IPS R (V02 or higher)

Remote access to the building technology via JUNG server in Germany.

For further information on the installation please consult the Quick Start Guide.

In combination with IP interface (ref.-no. IPS 300 SREG) or power supply with IP interface (ref.-no. 20320 1S IPS R):

- Encrypted access to KNX devices for configuration and maintenance outside the local network
- Enabling access via communication objects
- Feedback on access and programming processes via communication objects

Ref.-no.

unlimited

IPS-L

KNX IP router



rail mounting device, 2 rail units
Project design and commissioning with ETS5 or a more recent version
ETS product family: System components
Product type: IP router

- KNX Data Secure compatible with ETS 5.7.3 or higher
- KNX IP Secure compatible with ETS 5.7.3 or higher

Ref.-no.

IPR 300 SREG

KNX area / line coupler



rail mounting device, 1 rail unit
ETS product family: System components
Product type: Line coupler

- KNX Data Secure compatible with ETS 5.7.7 or ETS 6.1.0 or higher

Ref.-no.

21420 1S R

KNX switch actuator, 2-gang



rail mounting device, 4 rail units
2 1-way NO contacts with manual mechanical operation and status indicator
ETS product family: Output
Product type: Binary output

Ref.-no.

2302.16 REGHM

KNX switch actuator, 4-gang


rail mounting device, 4 rail units
4 1-way NO contacts with manual mechanical operation and status indicator
ETS product family: Output
Product type: Binary output

Ref.-no.
2304.16 REGHM

KNX blinds actuator, 4-gang DC 12-48 V

rail mounting device, 4 rail units
with manual electronic operation and LED status indication
Only with the ETS 3.0d version or later versions the full functionality will be available.
ETS product family: Shutter
Product type: Shutter

Ref.-no.
2424 REGHE

KNX switch actuator, 8-gang

rail mounting device, 8 rail units
8 1-way NO contacts with manual mechanical operation and status indicator
ETS product family: Output
Product type: Binary output

Ref.-no.
2308.16 REGHM

KNX blinds actuator, 2-gang AC 110 – 230 V, 1-gang DC 12 – 48 V

rail mounting device, 4 rail units
with manual electronic operation and LED status indication
Only with the ETS 3.0d version or later versions the full functionality will be available.
ETS product family: Shutter
Product type: Shutter

Ref.-no.
2502 REGHE

**KNX switch actuator 6-gang
KNX blinds actuator 3-gang**

rail mounting device, 4 rail units
with manual electronic operation and LED status indication
Project design and commissioning with ETS5 or a more recent version
ETS product family: Output
Product type: Binary output mix

- KNX Data Secure compatible with ETS 5.7.3 or higher

Ref.-no.
23006 1S R

KNX blinds actuator, 4-gang AC 110 – 230 V, 2-gang DC 12 – 48 V

rail mounting device, 4 rail units
with manual electronic operation and LED status indication
ETS product family: Shutter
Product type: Shutter

Ref.-no.
2504 REGHE

**KNX switch actuator 16-gang
KNX blinds actuator 8-gang**

rail mounting device, 8 rail units
with manual electronic operation and LED status indication
Project design and commissioning with ETS5 or a more recent version
ETS product family: Output
Product type: Binary output mix

- KNX Data Secure compatible with ETS 5.7.3 or higher

Ref.-no.
23016 1S R

KNX blinds actuator, 4-gang AC 110 – 230 V, 2-gang DC 12 – 48 V

rail mounting device, 4 rail units
with manual electronic operation and LED status indication
Blind/shutter correction for lower end position (e.g. for ventilation position for roller shutters)
Only with the ETS 3.0d version or later versions the full functionality will be available.
ETS product family: Shutter
Product type: Shutter

Ref.-no.
2514 REGHE

**KNX switch actuator 24-gang
KNX blinds actuator 12-gang**

rail mounting device, 12 rail units
with manual electronic operation and LED status indication
Project design and commissioning with ETS5 or a more recent version
ETS product family: Output
Product type: Binary output mix

- KNX Data Secure compatible with ETS 5.7.3 or higher

Ref.-no.
23024 1S R

KNX blinds actuator, 8-gang AC 110 – 230 V, 4-gang DC 12 – 48 V

rail mounting device, 8 rail units
with manual electronic operation and LED status indication
ETS product family: Shutter
Product type: Shutter

Ref.-no.
2508 REGHE

KNX shutter actuator 4-gang AC 110-230 V

rail mounting device, 4 rail units
with manual electronic operation and LED status indication
ETS product family: Shutter
Product type: Shutter

Ref.-no.
2504 REGHER

KNX LED universal dimming actuator / speed regulator, 1-gang



1 x 500 W, HV LED lamps typ. 3 ... 100 W
 rail mounting device, 4 rail units
 ETS product family: Illumination
 Product type: Dimmer

Ref.-no.
3901 REGHE

KNX LED universal dimming actuator, 2-gang



2 x 300 W, HV LED lamps typ. 2 x 3 ... 60 W
 rail mounting device, 4 rail units
 ETS product family: Illumination
 Product type: Dimmer

Ref.-no.
3902 REGHE

KNX LED universal dimming actuator, 4-gang



4 x 225 W, HV LED lamps
 typ. 4 x 1 ... 35 W (leading edge phase control),
 4 x 1 ... 200 W (trailing edge phase control)
 1 x 855 W
 with manual electronic operation and LED status indication
 Project design and commissioning with ETS5 or a more
 recent version
 rail mounting device, 4 rail units

ETS product family: Illumination
 Product type: Dimmer

- KNX Data Secure compatible with ETS 5.7.3 or higher

Ref.-no.
39004 1S R

KNX LED controller 5-gang



rail mounting device, 4 rail units
 with manual electronic operation and LED status indication
 Project design and commissioning with ETS5 or a more
 recent version
 ETS product family: Illumination
 Product type: Dimmer

- Dimmer for controlling LEDs, LED modules, LED spots, halogen lamps and incandescent lamps with 5 V ... 48 V (pulse width-modulated PWM)
- KNX Data Secure compatible with ETS 5.7.3 or higher

Ref.-no.
39005 1S LED R

Technical data

KNX medium: TP 256
 PWM frequency: 211 ... 1,200 Hz

KNX LED controller 5-gang



with manual electronic operation and LED status indication
 Project design and commissioning with ETS5 or a more
 recent version
 ETS product family: Illumination
 Product type: Dimmer

- Dimmer for controlling LEDs, LED modules, LED spots, halogen lamps and incandescent lamps with 5 V ... 48 V (pulse width-modulated PWM)
- KNX Data Secure compatible with ETS 5.7.3 or higher

Ref.-no.
39005 1S LED E

Technical data

KNX medium: TP 256
 PWM frequency: 211 ... 1,200 Hz
 Dimensions (L x W x H): 157 x 45 x 26 mm

KNX control unit 1 – 10 V, 4-gang



rail mounting device, 4 rail units
 ETS product family: Illumination
 Product type: Dimmer

Ref.-no.
2194 REGHM

KNX DALI-2 gateway Colour 1-gang



rail mounting device, 4 rail units

- DALI-2 certified
- Control of up to 64 DALI devices in up to 32 groups
- Setting of colour temperature or light colour (RGB, RGBW) for luminaires with DALI Device Type 8 acc. to IEC 62386-209
- Individual, group or central addressing
- KNX Data Secure compatible with ETS 5.7.7 or ETS 6.1.0 or higher

Ref.-no.
30064 1S DA2 R

KNX DALI-2 gateway Colour 2-gang



rail mounting device, 4 rail units

- DALI-2 certified
- Control of max. 2x 64 DALI devices in max. 2x 32 groups
- Setting of colour temperature or light colour (RGB, RGBW) for luminaires with DALI Device Type 8 acc. to IEC 62386-209
- Individual, group or central addressing
- KNX Data Secure compatible with ETS 5.7.7 or ETS 6.1.0 or higher

Ref.-no.
30128 1S DA2 R

DALI transformer for LV halogen lamps

- No-load protection
- Electronic short-circuit protection
- Electronic overload protection
- Electronic over-temperature protection

Ref.-no.
D SNT 105

Technical data

Rated capacity:	35 ... 105 W
Rated voltage:	AC 230/240 V ~
Mains frequency:	50/60 Hz
Output voltage:	11.5 V eff. ~ 40 kHz
Dimensions:	170 x 44 x 34 mm

KNX fan coil actuator 2-gang

rail mounting device, 4 rail units
with manual electronic operation and LED status indication
ETS product family: Heating, Air Conditioning, Ventilation
Product type: Fan coil

Ref.-no.
FCA 2 REGHE

KNX room actuator 110-230 V

rail mounting device, 4 rail units
with manual electronic operation and LED status indication
ETS product family: Output
Product type: Binary output mix

Ref.-no.
RA 23024 REGHE

KNX multi station

rail mounting device, 4 rail units

- Actuator functions: switching, blinds, electrothermal valve drives
- Max. 6 switching outputs
- Max. 3 blinds outputs
- Integrated push-button interface with 6 inputs
- 2 integrated room temperature controllers
- 2 inputs for temperature sensors (ref.-no. FF NTC)
- Logic functions to control building functions
- Scene function

Ref.-no.
23066 REGHE

KNX heating actuator, 6-gang**with controller**

rail mounting device, 4 rail units
6 outputs "TRIAC"
with manual electronic operation and LED status indication
ETS product family: Heating, Air Conditioning, Ventilation
Product type: Valve

- Switching of electrothermal valve drives for heaters (e.g. TSA 230 NC WW, TSA 24 NC WW) or cooling ceilings
- Switching operation or PWM operation
- Valve drives for 230 V or 24 V controllable
- KNX Data Secure compatible with ETS 5.7.7 or ETS 6.1.0 or higher

Ref.-no.
36006 1S R

KNX analogue actuator, 4-gang

rail mounting device, 4 rail units
ETS product family: Output
Product type: Analogue output 4-gang

The analogue output needs 24 V AC for operation. The necessary power can be supplied by the power supply unit ref.-no.: WSSV 10.

Ref.-no.
2204.01 REGA

Analogue actuator module, 4-gang

rail mounting device, 4 rail units

Extension module for analogue actuator 4-gang
ref.-no.: 2204.01 REGA

Ref.-no.
2204.01 REGAM

KNX switch actuator, 1-gang

ETS product family: Output
Product type: Binary output

- KNX Data Secure compatible with ETS 5.7.3 or higher

Ref.-no.
23001 1S U

**KNX switch actuator, 2-gang
KNX blinds actuator, 1-gang**

ETS product family: Output
Product type: Binary output

- KNX Data Secure compatible with ETS 5.7.3 or higher

Ref.-no.
23002 1S U

KNX universal dimming actuator, 1-gang



ETS product family: Illumination
Product type: Dimmer

- KNX Data Secure compatible with ETS 5.7.3 or higher

Ref.-no.
39001 1S U

Technical data

Leading edge phase control	
Incandescent / HV halogen lamps	20 ... 210 W
Inductive transformers:	20 ... 210 VA
Inductive transformers with LV LED:	20 ... 100 VA
Dimmable HV LED lamps:	1 ... 32 W
Trailing edge phase control	
Incandescent / HV halogen lamps	20 ... 230 W
Electronic transformers:	20 ... 230 W
Electronic transformers with LV LED:	20 ... 200 W
Dimmable HV LED lamps:	1 ... 200 W

KNX valve drive (motor-operated)



with controller
electromechanical valve drive
ETS product family: Heating, Air Conditioning, Ventilation
Product type: Valve

Ref.-no.
2177 SV R

Motion detector mini basic



- Brightness-independent detection of motions in interiors
- Connection to KNX e.g. multi station or push-button interface for automatic switching of loads
- Power supply via unchoked output of a (KNX) power supply with SELV
- Clamp mounting in suspended ceilings
- Ceiling installation on fixed ceilings in flush box with dimensions according to DIN 49073

(ref.-no.: PMM-UP-SET-WW)

- Surface-mounted ceiling installation with surface mounting set (ref.-no.: PMM-AP-SET-WW)

Ref.-no.

Run-on time: approx. 10 s

white

- **BM 360 MB WW**

Run-on time: approx. 270 s

white

- **BM 360 MB WW-270**

Design ring



for KNX presence detector mini ref.-no.: 3361 M WW, 3361-1 M WW
for KNX brightness controller mini ref.-no.: 2096 LUX
for motion detector mini basic ref.-no.: BM 360 MB WW

Ref.-no.

white	PMM DR38 WW
light grey	PMM DR38 LG
black	PMM DR38 SW
matt lacquered	
matt snow white	PMM DR38 WWM
matt graphite black	PMM DR38 SWM
metal colours (thermoplastic lacquered)	
aluminium	PMM DR38 AL
stainless steel	PMM DR38 ES

Flush mounting set



for ceiling installation of KNX presence detector mini (ref.-no.: 3361 M WW, 3361-1 M WW)
for ceiling installation of KNX brightness controller mini (ref.-no.: 2096 LUX)
for ceiling installation of Motion detector mini basic (ref.-no.: BM 360 MB WW)
Installation in flush box with dimensions according to DIN 49073

Design ring Ø inside: 36.6 mm, Ø outside: 80 mm
Height above surface, design ring: 3 mm
Height above surface, lens: 6.6 mm

Ref.-no.

white	PMM-UP-SET-WW
light grey	PMM-UP-SET-LG
black	PMM-UP-SET-SW
matt lacquered	
matt snow white	PMM-UP-SET-WWM
matt graphite black	PMM-UP-SET-SWM
metal colours (thermoplastic lacquered)	
aluminium (lacquered)	PMM-UP-SET-AL
stainless steel (lacquered)	PMM-UP-SET-ES

Surface mounting set



for ceiling installation of KNX presence detector mini (ref.-no.: 3361 M WW, 3361-1 M WW)
for ceiling installation of KNX brightness controller mini (ref.-no.: 2096 LUX)
for ceiling installation of Motion detector mini basic (ref.-no.: BM 360 MB WW)
Dimensions (Ø x H): 80 / 83 x 49 mm (incl. design ring)
Design ring Ø inside: 36.6 mm, Ø outside: 80 mm

Ref.-no.

white	PMM-AP-SET-WW
light grey	PMM-AP-SET-LG
black	PMM-AP-SET-SW
matt lacquered	
matt snow white	PMM-AP-SET-WWM
matt graphite black	PMM-AP-SET-SWM
metal colours (thermoplastic lacquered)	
aluminium (lacquered)	PMM-AP-SET-AL
stainless steel (lacquered)	PMM-AP-SET-ES

Condensation sensor



- Detection of water condensation on coolant lines in residential or functional buildings
- Connection to KNX push-button interfaces or other binary inputs with 5 V poll voltage (e.g. 2177 SV R, 23001 1S U, 23002 1S U, 39001 1S U, .. 2178 TS .., .. 2178 ORTS .., CO2 .. 2178 .., 40002 1S E, 40004 1S E, 40008 1S E)
- Fitting on the coolant line

Ref.-no.

- **BTS 01**

Leakage sensor



- Detection of water penetration and leaks
- Connection to KNX push-button interfaces or other binary inputs with 5 V poll voltage (e.g. 2177 SV R, 23001 1S U, 23002 1S U, 39001 1S U, .. 2178 TS .., .. 2178 ORTS .., CO2 .. 2178 .., 40002 1S E, 40004 1S E, 40008 1S E)
- Fitting to the surface to be monitored

Ref.-no.

- **LES 01**

External temperature sensor



for room thermostat ref.-no. 1790 RTR, TR D .. 1790 ..
spare part for floor thermostat ref.-no. FTR 231
The sensor cable can be connected using a bifilar cable of
1.5 mm² in diameter that is suitable for mains voltage. When
installed in a cable duct or near high voltage current cables, a
shielded cable must be used.

Also suitable as external temperature sensor for the following

KNX devices, ref.-no.:

.. 2178 TS ..., .. 2178 ORTS ..., .. 5292 D 1ST, .. 5294 D 1ST, 2177 SV R,
23066 REGHE, 23001 1S U, 23002 1S U, 39001 1S U, .. 459 D 1S ..., 4000.. 1S E

Ref.-no.

■ **FF NTC**

Magnet contact



To be integrated into the signalling system of the Smart Panels
by the KNX system via binary inputs / push-button interfaces.

Ref.-no.

white similar RAL 9016
brown

FUS 4410 WW
FUS 4410 BR

Technical data

Contact type:	1-pole, 1-way NO contact
Switching voltage:	max. 100 V DC
Switching current:	max. 0.5 A
Contact rating:	max. 10 W or 10 VA
Transition resistance:	0.15 Ω
Permissible operating voltage:	max. 40 V
Connection cable:	LIYY 2 x 0.14 mm, Ø 3.2 mm (length 3 m)

Dimensions: contact = 32 mm x Ø 8 mm
magnet = 30 mm x Ø 6 mm AlNiCo 5
housing (LxWxH) = 54 x 13 x 13 mm

KNX binary input, 6-gang



rail mounting device, 2 rail units
6 inputs AC/DC 10 ... 230 V ~
(different line conductors possible,
e.g.: E1-3 = L1 and E4-E6 = L2)
with status indicator
ETS product family: Input
Product type: Binary input

Ref.-no.

2116 REG

KNX binary input, 8-gang



rail mounting device, 4 rail units
8 inputs 12 ... 48 V AC/DC
Auxiliary voltage output DC 24 V (SELV) for polling floating
contacts
with status indicator
ETS product family: Input
Product type: Binary input

Ref.-no.

2128 REG

KNX push-button interface, 2-gang



ETS product family: Input
Product type: Binary input



- Inputs for polling conventional, floating contacts in KNX systems, and transmitting telegrams to the KNX bus for reporting statuses, meter readings, operating electrical loads, etc.
- Outputs for controlling LEDs

Ref.-no.

40002 1S E

KNX push-button interface, 4-gang



ETS product family: Input
Product type: Binary input



- Inputs for polling conventional, floating contacts in KNX systems, and transmitting telegrams to the KNX bus for reporting statuses, meter readings, operating electrical loads, etc.
- Outputs for controlling LEDs

Ref.-no.

40004 1S E

KNX push-button interface, 8-gang



ETS product family: Input
Product type: Binary input



- Inputs for polling conventional, floating contacts in KNX systems, and transmitting telegrams to the KNX bus for reporting statuses, meter readings, operating electrical loads, etc.
- Outputs for controlling LEDs

Ref.-no.

40008 1S E

KNX universal weather station



compact housing
including fastening arm and connection cable
ETS product family: Physical sensors
Product type: Weather station

The weather station needs an operating voltage supply of 24 V AC, for example power supply module ref.-no. WSSV 10.

Ref.-no.

■ **2225 WS U**

Fastening arm



(spare part)
for installation of the universal weather station,
ref.-no.: 2225 WSU

Ref.-no.

2225 BFA

Connection cable



(spare part)
for universal weather station, ref.-no.: 2225 WSU

Ref.-no.
2225 CAB

Technical data

Cable type: LiYCY 4xAWG26
Cable length: 5 m

KNX weather station "home"



The power supply ref.-no.: WSSV 10 is necessary for precipitation detection.

Ref.-no.
2224 WH

Technical data

Rated voltage: AC/DC 24 V SELV
Power consumption: typical 7.5 W

Connection set

for weather station home ref.-no.: 2224 WH



Ref.-no.
MM 100

for pole mounting 50 – 120 mm Ø

KNX analogue input, 4-gang



rail mounting device, 4 rail units
ETS product family: Input
Product type: Analogue input 4-gang

The analogue input needs a separate power supply, for example the power supply module ref.-no. WSSV 10.

Ref.-no.
2214 REG A

Power supply AC 24 V ~



for universal weather station ref.-no.: 2225 WS U
for weather station home ref.-no.: 2224 WH
for analogue input ref.-no.: 2214 REG A
for analogue actuator ref.-no.: 2204.01 REGA
rail mounting device, 4 rail units

Ref.-no.
WSSV 10

Technical data

Rated voltage: AC 230 V ~, 50/60 Hz
Output current: max. 1 A
Output voltage: AC 24 V ~

Wind sensor



- Sensor signals are evaluated via additional electronics, e.g. analogue input (ref. no. 2214 REG A)
- Output with analogue output signal 0 ... 10 V
- Maintenance-free
- Operation without additional power supply possible
- To avoid dew and condensation, use a separate power supply (ref.-no. WSSV 10) for heating

Ref.-no.
WS 10 W

Rain sensor



- Sensor signals are evaluated via additional electronics, e.g. analogue input (ref. no. 2214 REG A)
- Output using analogue output signal: 0 = dry, 10 V = rain
- Heating of the sensor surface with separate 24 V AC/DC power supply, ref.-no.: WSSV 10

Ref.-no.
WS 10 R

Brightness sensor



Rated voltage 24 V DC
range 0 ... 60 000 lux, linear

Ref.-no.
WS 10 H

58 x 35 x 64 mm

Dawn sensor



Rated voltage 24 V DC
range 0 ... 255 lux, linear

Ref.-no.
WS 10 D

58 x 35 x 64 mm

Temperature sensor



Rated voltage 24 V DC
range -30 °C ... +70 °C, linear

Ref.-no.
WS 10 T

58 x 35 x 64 mm

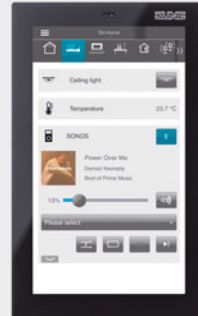
Visualisation and operation



The Smart Controls 5 and 8 as well as the Smart Panel 8 act as control panels to operate various home automation systems via apps. All available applications are clearly displayed and can be called up directly via the touch display.



Smart Panel 8



Smart Control 5



Visu Pro Server



Smart Visu Server

The task of JUNG servers and displays is to network modern building technology, to operate it centrally and to visualise states and functions. The future-proof technology supports users in their everyday lives and work and provides more convenience, economy and energy efficiency.

KNX signal panel



ETS product family: Display
Product type: Signal panel

The glass panel with aluminium housing is equipped with 24 capacitive sensor buttons and 24 status LEDs.

Product characteristics

- Push-button functions switching, dimming, controlling blinds, valve transmitter, calling up light scenes etc.
- High quality glass surface with 24 sensor buttons
- Operation via touching the sensor buttons
- Labelling with exchangeable labelling foil
- Status indication with 24 LEDs; the colours red, green and blue can be configured
- Acoustical feedback for touching sensor
- Fault message on dismounting
- Logic and time functions
- Integrated bus coupling unit
- Supply via separate power supply (ref.-no. NT 2405 VDC) or the auxiliary voltage output of the KNX power supply

Ref.-no.

glass green	■ MBT 2424
glass white	■ MBT 2424 WW
glass black	■ MBT 2424 SW

Technical data

External power supply	AC/DC 24 V SELV
Rated voltage:	approx. 2.2 W
Power consumption:	ca. 236 x 156 x 14 mm
Front plate (W x H x D):	approx. 39 mm
Installation depth:	

Surface-mounted housing



for signal panel ref.-no.: MBT 2424 ..

Ref.-no.

light grey	similar RAL 7035	■ EBG 2424
------------	------------------	-------------------

Flush-mounted power supply



for signal panel ref.-no.: MBT 2424 ..

Ref.-no.

NT 2405 VDC

Technical data

Input voltage:	AC 230 V ~, 50/60 Hz
Output voltage:	DC 24 V

KNX Smart Panel 8



Intended use

- Visualisation and operation of system statuses and information on building automation
- Mounting horizontally (recommended) or vertically
- Mounting in flush-mounted recessed box (ref.-no. EBG 24) or on flush box with dimensions according to DIN 49073 (recommendation: approx. 60 mm deep)

Product characteristics

- High performance HD screen
- Proximity sensor
- Capacitive touchscreen
- Cleaning mode with touch screen lock
- Fanless, without rotating parts
- Integrated bus coupling unit
- Graphical user interface for visualisation and operation of KNX devices
- Project design with Windows software "KNX Smart Panel Designer" (minimum requirements: Windows 10, 64-bit, 120 MB free disk space)
- Commissioning with ETS version 5.7.4 or higher and DCA
- KNX special functions, e.g. scenes, sequences, central function, presence simulation
- Rooms or elements: max. 300
- Structured by several rooms or as single room
- Time tables: max. 125 with 10 commands each
- Logic operations: max. 55
- Astronomical clock
- Visualisation of indoor and outdoor temperature
- Automatic temperature average per room
- Notifications (alarm, warning, information)
- E-mail notification
- Push notification
- Favourites page
- Light / dark colour scheme
- Two-level configuration access (admin / user)
- User management
- User (PIN codes): max. 10
- PIN protection for rooms / elements
- Backup and restore
- Mobile app
- Secure remote access via myJUNG account (SP-REMOTE-L necessary)
- App users per installation: max. 10
- Door communication function only in combination with Siedle Smart Gateway SG 650-.. or SG 150-..

Ref.-no.

black	■ SP 0081 U
-------	--------------------

Technical data

Screen diagonal:	203 mm / 8"
Resolution:	1280 x 800 (WXGA)
Aspect ratio:	16:10
Overall dimensions (W x H):	225 x 145 mm
Height above surface:	16 mm
Installation depth:	22 mm
Power consumption:	max. 16 W
Power supply:	DC 12 ... 32 V SELV via external power supply (ref.-no. NT 2415 REG VDC, not included)
Operating system:	Android
Processor:	Cortex-A53
Main memory:	2 GB
Mass storage:	16 GB Flash (available disc space depends on operating system)
Loudspeaker:	integrated
Microphone:	integrated
USB ports:	1 x USB 2.0 type A
LAN connections:	1 x 10/100/1000 Mbit/s
KNX:	KNX bus connection block
KNX medium:	TP 256
Ambient temperature:	0 ... +30 °C
Atmospheric humidity:	5 ... 80 % (no condensation)

Flush-mounted recessed box



for Smart Panel ref.-no.: SP 0081 U
cut-out dimensions (W x H): 212 x 124 mm
installation depth: 75 mm

Ref.-no.

EBG 24

KNX Smart Panel 8 remote access licence



Remote access to the building technology via JUNG server in Germany.

For further information on the installation please consult the Quick Start Guide.

License purchase exclusively via the JUNG online shop

Smart Control 5



Intended use

- Visualisation and operation of system statuses and information on building automation
- For vertical installation
- Installation in flush box with dimensions according to DIN 49073
- Ensure correct orientation when installing the flush box. Mounting screws must be in vertical alignment.

Product characteristics

- High performance HD screen
- Capacitive touchscreen
- Fanless, without rotating parts
- Proximity sensor
- Graphical user interface
- Brightness level of display adapts automatically to ambient brightness
- KNX visualisation in combination with Visu Pro Server (ref.-no.: JVP-SERVER-H2)
- KNX visualisation in combination with Smart Visu Server (ref.-no.: SV-SERVER-INT)
- Display of diagrams not possible
- eNet visualisation in combination with eNet server for rail mounting (ref.-no.: ENET-SERVER) with software version 2.2 or higher
- Door communication function only in combination with Siedle Smart Gateway SG 650-.. or SG 150-..
- Image memory integrated in Smart Gateway

	Ref.-no.
black	SC 5 SW

Technical data

Rated voltage:	DC 24 V SELV
Rated capacity:	12 W
Screen diagonal:	127 mm / 5"
Resolution:	1080 x 1920
Frame dimensions (W x H):	81 x 132 mm
Power supply:	PoE acc. to IEEE 802.3af or DC 24 V via external power supply (not included)
Processor:	Cortex-A53
Loudspeaker:	integrated
Microphone:	integrated
LAN connections:	1 x 10/100 Mbit/s
Ambient temperature:	0 ... +30 °C

SV-Server set Smart Control 5



consists of Smart Visu Server (ref.-no.: SV-SERVER2..) and Smart Control 5 (ref.-no.: SC 5 SW)



	Ref.-no.
black	SV-S2-SC 5 SW
black	including adapter for SV-S2-INT-SC 5 SW UK and China

Flush-mounted power supply



for Smart Control ref.-no.: SC 5 SW

	Ref.-no.
	NT 2405 VDC

Technical data

Input voltage:	AC 230 V ~, 50/60 Hz
Output voltage:	DC 24 V

Smart Control 8



Intended use

- Visualisation and operation of system statuses and information on building automation
- Mounting horizontally (recommended) or vertically
- Mounting in flush-mounted recessed box (ref.-no. EBG 24) or on flush box with dimensions according to DIN 49073 (recommendation: approx. 60 mm deep)

Product characteristics

- High performance HD screen
- Proximity sensor
- Capacitive touchscreen
- Cleaning mode with touch screen lock
- Fanless, without rotating parts
- KNX visualisation in combination with Visu Pro Server (ref.-no.: JVP-SERVER-H2)
- KNX visualisation in combination with Smart Visu Server (ref.-no.: SV-SERVER-INT)
- eNet visualisation in combination with eNet server for rail mounting (ref.-no.: ENET-SERVER) with software version 2.2 or higher
- Door communication function only in combination with Siedle Smart Gateway SG 650-... or SG 150-...
- Display of up to six IP camera images
- Image memory integrated in Smart Gateway

Ref.-no.

black **SC 0081 U**

Technical data

Screen diagonal:	203 mm / 8"
Resolution:	1280 x 800 (WXGA)
Aspect ratio:	16:10
Overall dimensions (W x H):	225 x 145 mm
Height above surface:	16 mm
Installation depth:	22 mm
Power consumption:	max. 16 W
Power supply:	DC 12 ... 32 V SELV via external power supply (ref.-no. NT 2415 REG VDC, not included)
Operating system:	Android
Processor:	Cortex-A53
Main memory:	2 GB
Mass storage:	16 GB Flash (available disc space depends on operating system)
Loudspeaker:	integrated
Microphone:	integrated
USB ports:	1 x USB 2.0 type A 1 x Mini-USB OTG
LAN connections:	1 x 10/100/1000 Mbit/s
Ambient temperature:	0 ... +30 °C
Atmospheric humidity:	5 ... 80 % (no condensation)

Flush-mounted recessed box



for Smart Control ref.-no.: SC 0081 U
cut-out dimensions (W x H): 212 x 124 mm
installation depth: 75 mm

Ref.-no.

EBG 24

Power supply for rail mounting



for Smart Panel ref.-no.: SP 0081 U
for Smart Control ref.-no.: SC 0081 U
for Smart Control ref.-no.: SC 5 SW
rail mounting device, 4 rail units

Ref.-no.

NT 2415 REG VDC

Technical data

Input voltage:	AC 100 ... 240 V ~, 50/60 Hz
Output voltage:	DC 24 V SELV

Smart Visu Server



including plug-in power supply

Intended use

- Visualisation and operation of KNX systems via devices with HTML5 browser or app (iOS, Android), e.g. Smart Control (ref.-no.: SC 5 SW, SC 0081 U), smartphone, tablet, laptop, PC, etc.
- Visualisation and operation of Philips Hue systems
- Operation in local IP networks that support DHCP (Dynamic Host Configuration Protocol), or with static IP address (IPv4)
- Operation in interiors

Product characteristics

- Web visualisation of KNX system for status indication and operation (SV-Home)
- Access from max. 10 different clients to SV-Home recommended
- Integrated web-based commissioning tool (SV-Control)
- Easy to create a pre-configured user interface, optimised for domestic applications and small commercial facilities
- Graphical control elements: symbols can be selected from supplied libraries
- Import of group addresses (three-stage) via OPC import (ETS3, ETS4, ETS5)
- Manual input of group addresses possible
- 32 areas
- 320 dynamic functions (max. 1600 data points)
- 32 action groups
- 320 configurable actions (max. 32 functions per action)
 - Customised
 - Switching times
 - Status logic
 - Depending on events
 - Astro
- Creation of up to 24 users with different roles and rights
- Storage of data (e.g. temperature values) and creation of diagrams (display of diagrams not possible with SC 5 SW)
- Connection to KNX bus via interfaces (ref.-no. IPR 300 SREG, IPS 300 SREG, 20320 1S IPS R), not included
- Integration of Philips Hue systems in the KNX installation
- Connection to Philips Hue via Philips Hue Bridge
- Integration of SONOS loudspeakers in the KNX installation
- Integration of Amazon Alexa voice control via myJUNG account
- Integration of Google Home voice control via myJUNG account
- Integration of Samsung SmartThings via myJUNG account
- Secure remote access via myJUNG account (SV-SERVER-L necessary)
- Secure remote sharing with further myJUNG accounts
- Update and upgrade compatible

Ref.-no.

with Europlug **SV-SERVER2**
including adapter for UK and China **SV-SERVER2-INT**

Technical data

Rated voltage:	DC 5 V SELV
Power consumption:	typical 3 W, max. 10 W
Ambient temperature:	0 ... +40 °C
Storage/transport temperature:	-25 ... +70 °C
Terminals	
Power supply:	USB type C
LAN:	RJ45 (10/100/1000 Mbit/s), shielded cable with Cat 5 or higher required
USB:	2 x USB 2.0 Host 2 x USB 3.0 Host
Dimensions (L x W x H)	
without adapter:	98 x 80 x 32 mm
Plug-in power supply	
Primary voltage:	AC 100 ... 240 V ~
Mains frequency:	50/60 Hz
Rated current:	max. 3 A
Secondary voltage:	DC 5 V SELV
Protection class:	II
Length of connected cable:	1.5 m

Mounting set



for Smart Visu Server ref.-no.: SV-SERVER2..
with adapters for DIN rail mounting and wall installation

Ref.-no.

SV-SERVER2-MS

Smart Visu Server remote access licence



Remote access to the building technology via JUNG server in Germany.
 For further information on the installation please consult the Quick Start Guide.
License purchase exclusively via the JUNG online shop

unlimited	Ref.-no. SV-SERVER-L
-----------	---------------------------------------

Visu Pro Server



fanless, without rotating parts
 including plug-in power supply

Intended use

- Mini PC for domestic applications and small commercial facilities
- Visualisation and operation of KNX systems via devices with HTML5 browser or app (iOS, Android), e.g. Smart Control (ref.-no.: SC 5 SW, SC 0081 U), smartphone, tablet, laptop, PC, etc.
- Support of KNX IP Secure and KNX Data Secure (as of version 4.5)
- Operation in local IP networks that support DHCP (Dynamic Host Configuration Protocol), or with static IP address (IPv4)
- Desktop device, mounting on DIN rail according to EN 60715 possible
- Max. size of the visualisation project as template in JUNG Smart Assistant
- Connection to KNX bus via interfaces (ref.-no. IPR 300 SREG, IPS 300 SREG, 20320 1S IPS R, 2131 USBS REG, 2131 USBS), not included

Product characteristics

- Fanless mini PC
- JUNG Visu Pro software pre-installed and activated
- Windows 10 pre-installed
- Quadcore Intel Celeron processor
- 4 GB RAM
- 64 GB internal memory, partly used by operating system
- 1 x HDMI
- 4 x USB 3.0
- 2 x LAN RJ45 (LAN 1: static IP address, LAN 2: DHCP)
- The visualisation can be realised with devices with a browser suitable for HTML5 (e.g. latest version of Chrome, Firefox or Safari)
- Access from max. 10 different clients possible
- Integration of Amazon Alexa voice control via myJUNG account
- Integration of Google Home voice control via myJUNG account
- Integration of Samsung SmartThings via myJUNG account
- Secure remote access via myJUNG account (JVP-L necessary)
- Secure remote sharing with further myJUNG accounts
- Access to IP cameras via RTSP
- Control of IP cameras via ONVIF (profile S)
- Multilingual visualisation can be created
- Visualisation switchable between day/night
- Update and upgrade compatible

Process connections

- KNX editor/ KNX editor 2.0
- instlight editor
- Device editor
- vitalLED editor
- XPL editor
- SENEK energy storage
- Process model
- Visualisation editor
- Work sheet generator
- Calendar
- JUNG Visu Pro Starter

Data import from ETS

- ETS5: use of project export of ETS
- ETS4: use of project export of ETS
- ETS3: use of OPC export of ETS
- ETS2 version 1.1, 1.2 and 1.3: files generated by "print export" can be read
- Previous ETS versions: not possible

	Ref.-no.
German, with Europlug	JVP-SERVER-H2
English, including adapter for UK and China	JVP-SERVER-H2GB

Technical data

Rated voltage:	DC 12 V
Power consumption:	typical 6 W, max. 12 W
Ambient temperature:	-5 ... +45 °C
Storage/transport temperature:	-25 ... +70 °C
Dimensions (W x H x D):	168 x 106 x 45 mm
Protection class:	II
Plug-in power supply	
Primary voltage:	AC 100 ... 240 V ~
Mains frequency:	50/60 Hz
Secondary voltage:	DC 12 V SELV
Secondary current:	2 A
Protection class:	II

JUNG Visu Pro Software



Note: The software can only be downloaded from the JUNG website. When downloading, you can choose between the English and the German version. Each installation will run in demo mode for 20 days or 400 starts. For an unrestricted use the software must be activated via a myJUNG account.
License purchase exclusively via the JUNG online shop

Intended use

- Visualisation and operation of KNX systems via devices with HTML5 browser or app (iOS, Android), e.g. Smart Control (ref.-no.: SC 5 SW, SC 0081 U), smartphone, tablet, laptop, PC, etc.
- Support of KNX IP Secure and KNX Data Secure (as of version 4.5)
- Connection to KNX bus via interfaces (ref.-no. IPR 300 SREG, IPS 300 SREG, 20320 1S IPS R, 2131 USBS REG, 2131 USBS), not included

Product characteristics

- Access from max. 20 different clients possible (with Windows 10)
- Integration of Amazon Alexa voice control via myJUNG account
- Integration of Google Home voice control via myJUNG account
- Integration of Samsung SmartThings via myJUNG account
- Secure remote access via myJUNG account (JVP-L necessary)
- Secure remote sharing with further myJUNG accounts
- Access to IP cameras via RTSP
- Control of IP cameras via ONVIF (profile S)
- Multilingual visualisation can be created
- Visualisation switchable between day/night
- Update and upgrade compatible

Process connections

- KNX editor/ KNX editor 2.0
- instaight editor
- Device editor
- vitaLED editor
- XPL editor
- SENEK energy storage
- Process model
- Visualisation editor
- Work sheet generator
- Calendar
- JUNG Visu Pro Starter

Technical requirements

Hardware

- As for Visu Pro Server (ref.-no.: JVP-SERVER-H2) or better
- Please note: The performance of the hardware is one of the limiting factors for the project size.

Operating systems

- Windows 10 + 11

KNX editor

The Falcon driver of the KNX Association is used for the KNX bus. The KNX connection requires a suitable version of the Falcon driver and the respective interfaces.

Data import from ETS

- ETS5: use of project export of ETS
- ETS4: use of project export of ETS
- ETS3: use of OPC export of ETS
- ETS2 version 1.1, 1.2 and 1.3: files generated by "print export" can be read
- Previous ETS versions: not possible

Ref.-no.

Full version
 Planner version

JVP-V
JVP-P

JUNG Visu Pro Software Hotel



Operating systems

- Windows 10 + 11

Special function HOTEL

Extension of the KNX editor to max. 150 KNX tunnel connections
 Communication via KNX IP Secure Tunnelling
 Extended support is only guaranteed when using JUNG interfaces (e.g. IPR 300 SREG, IPS 300 SREG, 20320 1S IPS R, 2131 USBS REG, 2131 USBS).

Integration of third-party systems:


- Door locking systems of Assa Abloy
 - Guest card identification
 - Staff card identification
 - Access counter / documentation
 - Evaluation of the door locking system
- Hotel booking software Protel PMS
 - Guest identification per room
 - Receive requests from the hotel room (e.g. Do not disturb, Make up room etc.)
 - Change the room temperature of the PMS system
- Oracle Hospitality OPERA or Oracle Hospitality Suite 8 PMS
 - Guest identification per room
 - Receive requests from the hotel room (e.g. Do not disturb, Make up room etc.)
 - Change the room temperature of the PMS system

Ref.-no.

Full version hotel

JVP-HOTEL

JUNG Visu Pro remote access licence



Remote access to the building technology via JUNG server in Germany.
 For further information on the installation please consult the Quick Start Guide.

License purchase exclusively via the JUNG online shop

Ref.-no.

unlimited

JVP-L

KNX product data base



Database for ETS
www.jung-group.com > Service > Downloads

Bus connection block



	Ref.-no.
red/black (for KNX)	2050 RT SW
yellow/white	2050 GE WS

Connection cover



for bus terminal of rail mounting devices

	Ref.-no.
	2050 K

Button lever



for the simple and gentle dismounting of rockers and covers

	Ref.-no.
	W-KEIL

Suction lifter



for KNX room controller LS TOUCH ref.-no.: LSZ 459 D 1S ..
for centre plates with knob ref.-no.: .. 1740 ..
for the simple and gentle dismounting

	Ref.-no.
	W-HEBER



YOUR PARTNER WORLDWIDE

REPRESENTED IN 95 COUNTRIES WORLDWIDE

JUNG is represented with 21 subsidiaries and numerous distributors on 6 continents worldwide.

International representatives



HERE YOU FIND ALL CONTACT DETAILS ONLINE

Have you got questions, requests or comments about our products and solutions? Then contact us directly. We look forward to helping you!





Follow the inspiration



Follow JUNG on Pinterest and Instagram if you are always looking for new ideas and inspiration. On these channels you will discover inspiring designs and fascinating technology staged in high quality.





ALBRECHT JUNG GMBH & CO. KG

Volmestraße 1

58579 Schalksmühle

Germany

Phone +49 2355 806-0

Fax +49 2355 806-204

international@jung.de

For sales contacts in your country see:

www.jung.group/contact

JUNG-GROUP.COM