

INDOOR




F A R O
BARCELONA



Edition
A2026IN

Art direction and design
Faro Art

All Rights Reserved
Reproduction without written permission from
the publisher is strictly prohibited.



Indoor Collection

Portable	32
Table & Floor	40
Clip-on	160
Suspended	168
Ceiling	288
Wall	330
Recessed	548
Track	598
Bulbs	606



Portables



Buddy
34



Fuji
36



Take Away
38

Table



Cata
42



Shan
44



Hoshi
46




Moy
48




Amelia
48




Niko
50




Venice
86



Dominica
88



Martinica
90




Leo
92



Studio
96



Guadalupe
98



Akane
118



Windsor
120



Drum
122



Samba
124



Conga
126




Montreal
128



Berni
146



Volta
148



Inviting
150



Academy
150



Anouk
152




Otto
154

Floor




Staff
58



Treewood
60




Stand Up
62



Whizz
62




Guest
64



Jellyfish
64




Leo
92



Studio
96



Guadalupe
98



Liggera
100



Link
102



Lao
104



Samba
124



Conga
126



Montreal
128




Savoy
130




Rem
132



Artis
134



Ten
52



Mine
52




Sumba
54




Moma
54



Lula
56




Dome
70



Matilda
76



Tatawin
80




Liggera
100



Link
102




Lao
104



Le Vita
106




Luang
108



Loop
112



Stood
114



Mambo
116



Savoy
130



Rem
132



Artis
134



Nila
136



Vesper
138



Linda
140



Lupe
142



Tree
144




Lena
154



Ito
156



Baobab
156




Bela
162



Black
66



Papua
66



Dome
72




Matilda
76



Tatawin
82




Venice
86



Dominica
88




Martinica
90



Le Vita
106




Luang
110




Loop
112



Stood
114



Mambo
116



Akane
118



Windsor
120



Drum
122



Nila
136



Vesper
138



Linda
140



Lupe
142



Tree
144




Berni
146



Volta
148


Clip-on




Bela
162



Inviting
164



Pepper
166




Studio
166




Lena
166


Suspended




Lumina
178



Tierra
182



Mar
184



Aire
186




Cata
188



Dome
191



Whizz
214



Whizz
214



Kombo
216



Nina
218



Plat
218



Pluma
220



Brume
228



Art
228



Diana
230



Lina
232




Anna
232




Pam
234




Costas
246




Saipan
248



Tupai
248



Sumba
248



Haka
250




Mambo
252




Windsor
262



Saigon
264



Stood
266



Stood
266




Tatawin
268




Liggera
272

Ceiling



Stan Slim
290



Stan
292



Leo
296



Link
298




Orleans
298



Stan
300



Shoku
314



Side
316



Dolme
318



Cocotte
318



Mega
320



Bic
320



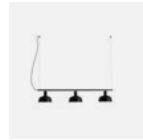
Dome
191



Isabelle
196



Tatawin
198



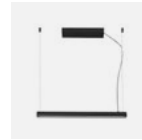
Tatawin
202



Studio
206




Studio
208




Vico
210




Venice
212




Marisol
220



Side
220




Mine
222



Le Vita
224




Le Vita
224



Marlin
226



Retro
226




Claire
226




Stan
236




Danka
236




Cocotte
238




Charlotte
240



Crater
240




Magma
240



Loop
242




Confetti
244




Savoy
254




Linda
254



Tree
254




Aina
256




Seven
256




Vesper
258



Conga
258




Samba
260



Retro
272



Mine
274




Rol
302



Sven
304



Mizu
306




Janet
308



Tecto
308



Amelia
310



Brume
310



Tender
312




Seven
322



Aris
324



Foro
326



Zon
326



Vuk
326



Logos
328



Tola
329

Wall




Matilda
332



Matilda
332



Tatawin
334




Venice
336




Studio
338




Dominica
340




Snap
360




Maya
362



Tatawin
368



Martinica
370



Dominica
372



Inviting
374



Windsor
416



Samba
418



Savoy
420



Conga
422



Sumba
424



Mambo
426



Fold
438



Room
440



Vesper
442



Berni
444



Handy
444



Nila
446



Stan
472



Nash
474



Kappu
478



Trama
482



Milo
484



Oslo
486



Kamen
494



Otton
496




Cotton
500




Stood
504




Linda
504




Diula
506



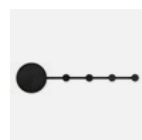
Kera
520



Sera
520




Board
522



Han
524



Magritte
526



Nubo
528



Tide
538



Volga
540



Kiva
542



Danubio
544



Nilo
546

N

IP44

IP44

N

IP44

IP44

IP44

IP44



Guadalupe
342



Inviting
346



Academy
346



Liggera
348




Noon
354




Smile
354




Stan Slim
358




Retro
360




Celia
374




Loop
376



Pure
376




Whizz
378




Whizz
378



Cata
408




Dome
412



Dome
414



Luang
428



Loop
428



Lupe
430



Ron
430



Eterna
432



Rem
434



Frame
436



Artis
448




Sahara
450



Roda
450




Novo
460



Eres
462



Homs
462



Ovo
464



Sole
468



Lune
470




Olaf
486



Chera
488



Eaco
490



Snow
492




Elsa
492



Cove
492




Tera
494



Luna
494



Confetti
508




Costas
510




Isabelle
512



May
514




Moy
516



Le Vita
516




Ten
518



Joy
520



Mabe
530




Perla
530



Lago
532



Ping
532




Gala
534



Bianca
534


























Brume
534









Calma
536













Reader

					
Dominica 340	Guadalupe 342	Tila 344	Aurea 350	Le Petit 350	Corb 352
					
Gabo 386	Duas 388	Click 388	Suau 390	Suau 392	Rob 394
					
Flin 402	Boken 404	Bel 404	Leser 406	Kale 406	Lead 406
					
Eterna 432	Rem 434	Frame 436	Fold 438	Room 440	




Spot

					
Orleans 361	Stan 452	Link 454	Coco 456	Stone 457	Lao 457

Recessed

 N					 N IP44
Stan Slim 294	Stan 294	Lox 550	Fox 552	Tast 556	Kivi 558
		 IP44	 IP44	 N IP44	
Gas 588	Neu 588	Wet 582	Moist 582	Niva 584	Dop 590

Track

 N		
Stan Slim 600	Stan 602	Leo 604




Well
352



Leo
356



Stan
358



Niko
364




Nit
366




Dante
380




Cronos
382




Timit
384




Boc
394




Press
394



Klee
396



Mood
398



Mood
398



Pixie
400



Loke
400



Juliet
402



Dome
412



Windsor
416



Samba
418




Savoy
420



Conga
422



Sumba
424



Mambo
426



Lupe
430



Vesper
442



Berni
444



Nila
446



Rob
448



Montreal
448



Artis
448



Nais
560



Flic
562



Flac
564




Fresh
566




Hyde
572



Radón
576




Argón
578



Neon
580




Luan
592



Ebba
592



Navi
594



Tuk
594



Plas
594

Conga
Faro Lab




Table
P. 126



Floor
P. 126



Ceiling
P. 258



Ceiling
P. 282



Wall
P. 422

Cata
Marina Milá



Table
P. 42



Wall
P. 408



Ceiling
P. 188


Dome
Faro Lab



Table
P. 70




Floor
P. 72



Ceiling
P. 192



Ceiling
P. 194



Wall
P. 412



Wall
P. 414

Dominica
Faro Lab



Table
P. 88



Floor
P. 88



Wall
P. 340



Wall
P. 372



Wall
P. 372

Guadalupe
Faro Lab



Table
P. 98



Floor
P. 98



Wall
P. 342

Inviting
Bohman And
Folienius



Table
P. 150



Clip-on
P. 164



Wall
P. 346



Wall
P. 374

Lao
Nahtrang



Table
P. 104



Floor
P. 104



Wall
P. 457


Leo
Estudi Ribaudí



Table
P. 92



Floor
P. 92



Ceiling
P. 296



Wall
P. 356



Track
P. 604

Le Vita
Nahtrang




Table
P. 106



Floor
P. 106



Ceiling
P. 224



Ceiling
P. 224



Wall
P. 516

Ligera



Table
P. 100



Floor
P. 100



Ceiling
P. 272



Wall
P. 348

Link
Estudi Ribaudí



Table
P. 102



Floor
P. 102



Ceiling
P. 298



Wall
P. 454

Loop
Estudi Ribaudí







Table
P. 112



Floor
P. 112



Ceiling
P. 242



Wall
P. 376



Wall
P. 428

Luang
Faro Lab



Table
P. 108



Table
P. 108



Table
P. 108



Floor
P. 110



Wall
P. 428

Mambo
Faro Lab





Table
P. 116



Floor
P. 116



Ceiling
P. 252



Ceiling
P. 281


Martinica
Faro Lab



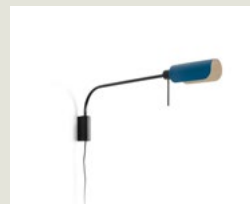
Table
P. 90



Floor
P. 90



Wall
P. 370



Wall
P. 370


Matilda
Faro Lab




Table
P. 75



Floor
P. 76



Wall
P. 332



Wall
P. 332

Montreal
Nahrang



Table
P. 128



Floor
P. 128



Wall
P. 448

Nila



Table
P. 136



Floor
P. 136



Wall
P. 446



Wall
P. 446

Samba
Faro Lab




Table
P. 124



Floor
P. 124



Ceiling
P. 260



Ceiling
P. 282



Wall
P. 418

Savoy
Isaac Piñeiro



Table
P. 130



Floor
P. 130



Ceiling
P. 254




Wall
P. 420

Stan




Ceiling
P. 236



Wall
P. 292



Ceiling
P. 294



Wall
P. 452




Three-phase track
P. 602

Stan Slim



Recessed
P. 294



Ceiling
P. 290



Wall
P. 358



Track
P. 600


Stood
Lucid Product
Design




Table
P. 114



Floor
P. 114



Ceiling
P. 266



Ceiling
P. 266



Wall
P. 504


Studio
Nahtrang



Table
P. 96



Floor
P. 96



Clip-on
P. 166



Ceiling
P. 206



Ceiling
P. 208



Wall
P. 338

Tatawin
Adolfo Abejón



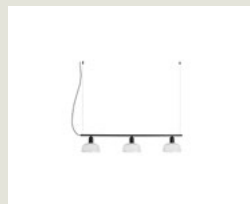
Table
P. 80



Floor
P. 82



Ceiling
P. 198



Ceiling
P. 202



Ceiling
P. 268



Ceiling
P. 284



Wall
P. 334




Wall
P. 368

Venice
Adolfo Abejón



Table
P. 86



Floor
P. 86



Ceiling
P. 212



Ceiling
P. 285



Wall
P. 336

Vesper
Nahtrng



Table
P. 138



Floor
P. 138



Ceiling
P. 258



Wall
P. 442



Wall
P. 442

Windsor
Faro Lab



Table
P. 120



Floor
P. 120



Ceiling
P. 262



Ceiling
P. 282



Wall
P. 416



Wall
P. 416

Our purpose is to contribute to the wellbeing and happiness of people through design and the relationship we establish with the objects that surround us in our daily lives. We believe in honest and accessible design. Nuestra razón de ser es contribuir al bienestar y la felicidad de las personas a través del diseño y la relación que establecemos con los objetos que nos acompañan en nuestro día a día. Creemos en un diseño honesto, accesible y cercano.

**DESIGN FOR
EVERYONE**

**BRAND
WITH SOUL**







Our sustainability journey focuses on minimizing our environmental footprint and maximizing our positive impact on society.

Nuestro camino hacia la sostenibilidad se centra en reducir nuestro impacto negativo en el planeta y maximizar nuestro impacto social positivo.

SUSTAINABILITY

TURN OFF THE LIGHT



Our impact report
Nuestro impacto

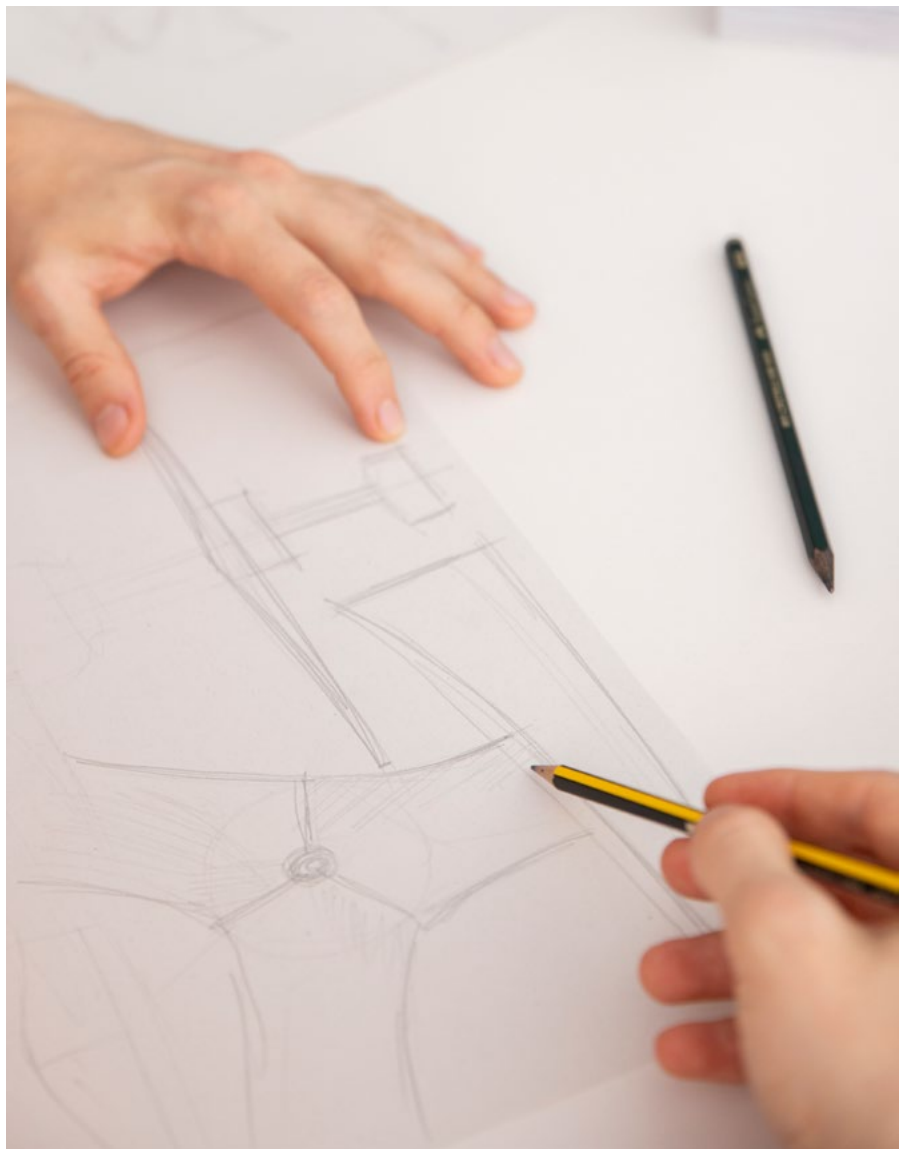


The expertise and knowledge of our professionals are dedicated to bringing your ideas to life, creating unique and functional spaces.

La experiencia y el conocimiento de nuestros profesionales se ponen al servicio de tus ideas para crear espacios únicos y funcionales.

SERVICES

YOUR IDEA, OUR EXPERTISE



Lighting & Fan projects / Proyectos de iluminación y ventilación
Control and connectivity / Control y conectividad
Customization and bespoke products / Personalización y productos a medida



Our commitment to quality is at the heart of everything we design. We rigorously control the quality of our products and services from conception to functionality and reliability testing. Nuestro compromiso con la calidad está presente en todo lo que diseñamos. Controlamos rigurosamente la calidad de nuestros productos y servicios desde la concepción hasta los ensayos de funcionalidad y fiabilidad.

Q-LAB

QUALITY COMMITMENT



Quality management system based on ISO9001.

Compliance with electrical safety regulations under EN60598 (lighting) & EN60335 (fans), as well as ERP energy-efficiency requirements.

Sistema de gestión de calidad basado en la ISO9001.

Cumplimiento legislativo de las normativas de seguridad bajo la EN60598 (iluminación) y EN60335 (ventiladores de techo), así como la normativa de eficiencia energética ERP.

Parametrical Lab

Specification Compliance
Electrical Safety Tests
Integrating Sphere
Climatic Chamber
IK Tests
Endurance Test Room
Thermal Test Room

Environmental Testing Lab

Water IP Tests
Powder IP Tests
Salt Spray Chamber

Technical Assistance Service (TAS)

Customer Returns Analysis
Customer Returns Repairs
TAS Spare Parts

Quality inspections Lab

Batch inspections
Functional Tests
Product Assembly Control
Product Finish Control

Specification Compliance

Life Test
Customizations
Airflow measurements
Noise measurements

Goniophotometer Room





Together with PMMT Forward Thinking Architecture, we work to promote real inclusion. A selection of our designs carry the Clear Code Architecture© seal, ensuring that everyone can use them safely and comfortably, regardless of their circumstances. Junto a PMMT Forward Thinking Architecture, trabajamos para fomentar una inclusión real. Una selección de nuestros diseños cuentan con el sello Clear Code Architecture©, garantizando que todas las personas puedan utilizarlos de forma segura y cómoda, independientemente de sus circunstancias.

CLEAR CODE
ARCHITECTURE©

TOWARDS
UNIVERSAL
ACCESSIBILITY



Find out more
Descubre más

Clear Code Architecture® Groups

The Clear Code Architecture® method takes into account all diseases recognized by the WHO and complements them with others not recognized. In this way, 13 groups have been created that encompass all people with similar difficulties when using the physical environment, whether or not they have a disability.

Grupos del Clear Code Architecture®

El método Clear Code Architecture® tiene en cuenta todas las enfermedades reconocidas por la OMS y las complementa con otras no reconocidas. De esta manera, se han generado 13 grupos que engloban a todas las personas con dificultades similares en el uso del entorno físico, tengan o no una discapacidad.

	Group	Grupo
	1 Cannot see	No puede ver
	2 Poor vision	Ve poco
	3 Color blindness	Confunde los colores
	4 Poor hearing	Oye poco
	5 Use sign language	Utiliza el lenguaje de signos
	6 Do not understand language	No comprende el idioma
	7 Cannot walk	No puede caminar
	8 Walk with great difficulty	Camina con gran dificultad
	9 Walk with difficulty	Camina con dificultad
	10 Limited manipulation	Manipulación limitada
	11 Cognitive impairment	Discapacidad cognitiva
	12 Short stature	Estatura baja
	13 Hypersensitivity	Hipersensibilidad



Universal accessibility
Silver



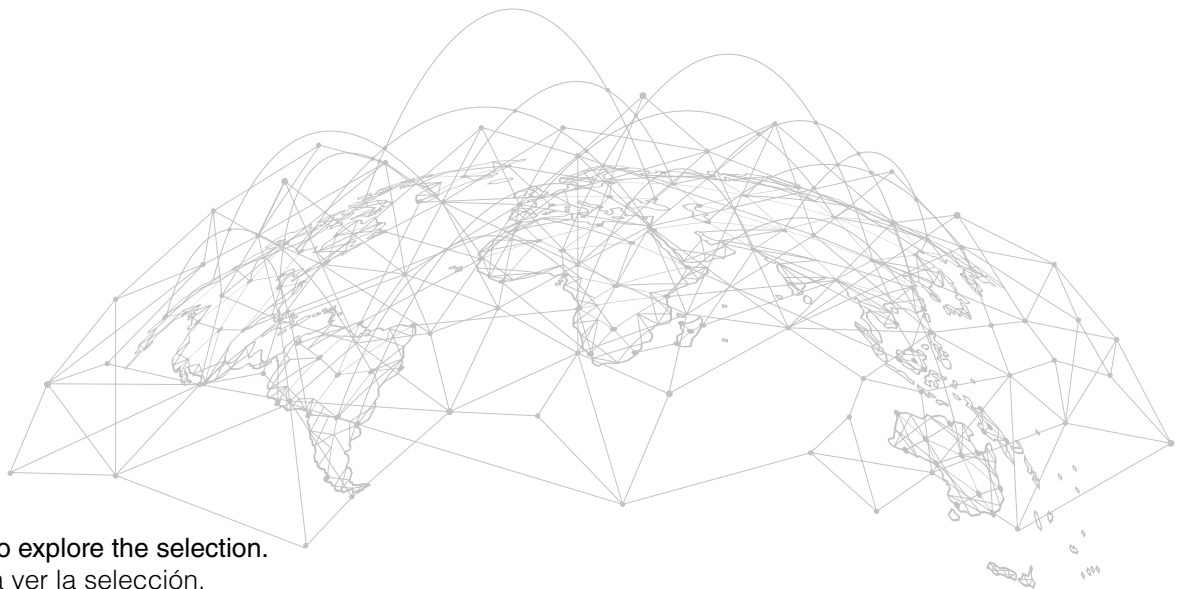


We continue expanding the reach of our lighting and fan solutions to more regions worldwide. A selection of our designs is available for 110V, US and Canadian markets, identified with this iconography.

Ampliamos el alcance de nuestras soluciones de iluminación y ventilación a más regiones de todo el mundo. Una selección de nuestros diseños está disponible para los mercados de 110V, Estados Unidos y Canadá, identificada con esta iconografía.



Light goes further. Air too.



Scan the QR codes to explore the selection.
Escanea los QR para ver la selección.



US & CA



110V





INDOOR

LIGHTING

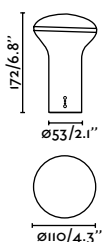
PORTABLE

Buddy
Andreu Carulla



20210	Structure Opal + Green	178,50€
20209	Structure Opal + Blue	178,50€
20208	Structure Opal + Dark Grey	178,50€

Material	Structure PC
Power	3W
Lumen Output	276lm
Light Source	SMD LED 2700K
Class	III
CRI	>80
Voltage	5VDC
Battery	7 Charge Max. 10 Worktime



indoor

Portable




Fuji
Isaac Piñeiro


IP44  

 110V  Check p. 30




0,5W/25lm

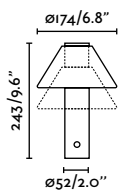

1W/45lm


1,5W/90lm

74465  **Structure** Satin Black 197,50€
 **Diffuser** Opal



Material	Structure Aluminium + PC
	Shade Aluminium
	Diffuser PC
Power	1,5W
Lumen Output	68lm
Light Source	SMD LED 2700K
Dimmable W/lm	0,5/25-1/45-1,5/90
Class	III
CRI	>80
Voltage	5VDC
Battery	8 Charge Max. 10 Worktime



indoor

Portable




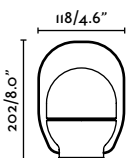
Take Away
Nahrang



01016 ● Structure Matt Black + Wood 163,50€
 ● Diffuser White

Material	Structure ABS + Wood Diffuser TPU
Power	1,5W
Lumen Output	106lm
Light Source	COB LED 2700K
Dimmable W/lm	0,5/30-1/55-1,5/100
Class	III
CRI	>80
Voltage	5VDC
Battery	5 Charge Max. 5 Worktime

	Take Away Hook Accessory	
	01017	● Beech 19,50€
	Material	Structure Beech wood



Its wooden accessory lets you mount it on the wall.

indoor

Portable





INDOOR

LIGHTING




TABLE & FLOOR

EMMANUELLE BERGOT

ARMATI
MAIENNI LE BECCO

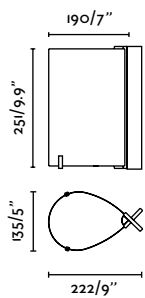

VALENT CASSEL

Cata Table
Marina Milá



20325	● Structure Black	Ash Wood	166,77€
	● Shade Beige		
20326	● Structure Walnut	Walnut Wood	174,56€
	● Shade Beige		

Material	Structure Wood
	Shade Papyrus
Power	2W
Lumen Output	91lm
Light Source	SMD LED 2200K
Class	II
CRI	85
Voltage	220V-240V/50/60Hz
Cable	1.5m





Cata combines warmth and sustainability, featuring a flat-pack design and certified sustainable wood (FSC® Certified wood), making it a perfect choice for cozy winter days.

Shan
Pepe Laudet



110V Check p. 30

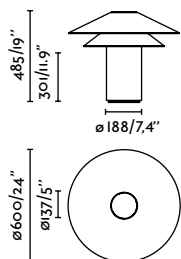


20069

● Structure Beige

288,90€

Material	Structure Steel
	Shade Parchment
Light Source	1 E27 LED max. 15W
Bulb incl.	No
Recom. Bulb	17463
Class	II
Cable	2.1m





Composed of three handmade parchment shades, its essence is inspired by the architecture and materials of Japanese zen culture. Shan transcends time and fashion.

Hoshi
Xjer Studio

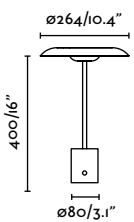



110V Check p. 30



28387	Structure Satin Gold + Matt Black Diffuser Opal	322,20€
28388	Structure Matt Black + Copper Diffuser Opal	322,20€
28350	Structure Gloss Black Diffuser Opal	310,00€
28351	Structure Gloss Blue Diffuser Opal	310,00€
28352	Structure Gloss Garnet Diffuser Opal	310,00€

Material	Structure Steel
	Diffuser PC
Power	12W
Lumen Output	782lm
Light Source	SMD LED 2700K
Class	II
CRI	>80
Voltage	100V-240V/50/60Hz
Cable	2m





Moy Table
Nahtrang



40065 ● Structure Matt Black 104,90€
 ● Shade Opal

Material	Structure Steel
	Shade Glass
Power	4W
Lumen Output	260lm
Light Source	SMD LED 2700K
Class	II
CRI	>80
Voltage	100V-240V/50/60Hz
Cable	1.8m

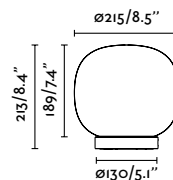
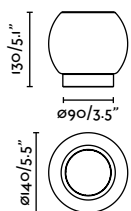


Amelia Table
Héctor Serrano



28430 ● Structure Matt White 127,50€
 ● Diffuser Opal
28431 ● Structure Matt Black 127,50€
 ● Diffuser Opal

Material	Structure Steel
	Diffuser Glass
Light Source	1 E27 LED max. 15W
Bulb incl.	No
Recom. Bulb	17528
Class	II
Cable	1.5m






A calm lamp that blends into the space and uplifts it delicately all at once.

Niko Glass Table
Nahtrang



110V Check p. 30



01007A Structure Matt White + Wood
 Diffuser Opal 233,10€

Niko PC Table
Nahtrang




110V Check p. 30



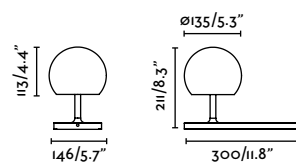
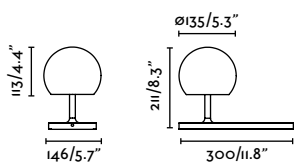
01025A Structure Matt White + Wood
 Diffuser Opal 233,20€

Material	Structure Aluminium + Wood
	Diffuser Glass
Power	7W
Lumen Output	500lm
Light Source	SMD LED 3000K
Dimmable W/lm	1/80-4/250-7/500
Class	II
CRI	>80
Voltage	100V-240V/50/60Hz

Material	Structure Aluminium + Wood
	Diffuser PC
Power	7W
Lumen Output	500lm
Light Source	SMD LED 3000K
Dimmable W/lm	1/80-4/250-7/500
Class	II
CRI	>80
Voltage	100V-240V/50/60Hz



Wall
364





JOSE Y JESUS DE LAS CUEVAS
MIENTRAS APAGAN LAS
VENTANAS DE SEVILLA

Stack of three books




Werner Sombart
Historia de la Revolución Francesa
JEAN HENRI
REVISTA DE OCCIDENTE
EL DIARIO FRANCÉS
LOS SIGLOS DEL REV. J. BARDAVID
EL NOCHE Y LOS DIOS

HISTORIA DE LOS
EL PROCESO POR CONTAMACION
GEL
Los comunistas de janda
Federico G

Ten Table
Faro Lab



110V Check p. 30

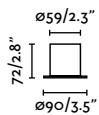


62156	Structure Gloss Copper	52,60€
62157	Structure Satin Gold	52,50€
62168	Structure Matt White	47,60€
62169	Structure Matt Black	47,60€

Material	Structure Steel
Light Source	1 E27 LED max. 15W
Bulb incl.	No
Recom. Bulb	17464
Class	II
Cable	1.5m



Wall
518



Mine PC Table
Nahrang

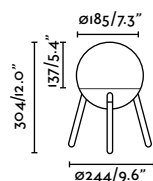


110V Check p. 30



28211	Structure Matt White + Beech Diffuser Opal	183,70€
28212	Structure Dark Grey + Beech Diffuser Opal	183,70€

Material	Structure Aluminium + Beech wood
Diffuser	PC
Light Source	1 E27 LED max. 15W
Bulb incl.	No
Recom. Bulb	17463
Class	II
Cable	1.8m



Mine Glass Table
Nahrang



110V Check p. 30

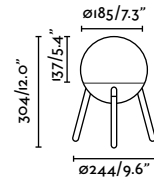


28378	Structure Matt White + Beech Diffuser Opal	174,60€
28379	Structure Dark Grey + Beech Diffuser Opal	174,60€

Material	Structure Aluminium + Beech wood
Diffuser	Glass
Light Source	1 E27 LED max. 15W
Bulb incl.	No
Recom. Bulb	17463
Class	II
Cable	1.8m



Suspended
222





Moma Table

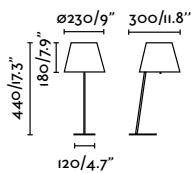


110V Check p. 30



68500	<ul style="list-style-type: none"> Structure Chrome Shade White Diffuser Opal 	144,60€
68501	<ul style="list-style-type: none"> Structure Chrome Shade Black Diffuser Opal 	144,60€

Material	Structure Steel
	Shade Textile
	Diffuser PC
Light Source	1 E27 LED max. 15W
Bulb incl.	No
Recom. Bulb	17463
Class	II
Cable	1.9m



Sumba Table S




110V Check p. 30



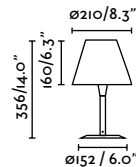
64317-71	<ul style="list-style-type: none"> Structure Matt Black Shade Rattan 	130,70€
----------	--	---------

Material	Structure Steel
	Shade Rattan
Light Source	1 E27 LED max. 15W
Bulb incl.	No
Recom. Bulb	17426
Class	II
Cable	1.5m



Suspended
248

Wall
424



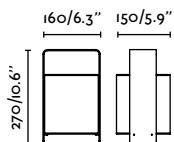


Lula S
Marina Milá



28380	● Structure Matt White ● Shade White	116,90€
28382	● Structure Matt Black ● Shade White	116,90€

Material	Structure Steel Shade Textile
Light Source	1 E27 LED max. 15W
Bulb incl.	No
Recom. Bulb	17463
Class	II
Cable	1.7m

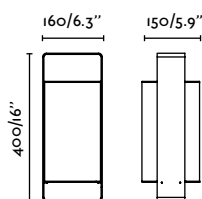


Lula M
Marina Milá



28383	● Structure Matt White ● Shade White	149,00€
28385	● Structure Matt Black ● Shade White	149,00€

Material	Structure Steel Shade Textile
Light Source	1 E27 LED max. 15W
Bulb incl.	No
Recom. Bulb	17463
Class	II
Cable	1.7m



TES

indoor

Table&Floor



Lula 28382 + 28385

Staff
Faro Lab



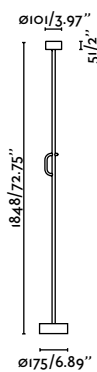
24531 ● **Structure** Satin Black
● **Shade** Satin Black
● **Diffuser** Transparent **550,00€**



Material	Structure Steel
	Shade Aluminium
	Diffuser Glass
Power	26,5W
Lumen Output	2101lm
Light Source	COB LED 2700K
Class	II
CRI	90
Voltage	220V-240V/50/60Hz
Beam angle	109°
Cable	2m



Staff Gold Shade Accessory
24536 ● **Matt Gold** **25,00€**
Material **Structure** Aluminium



Push dimmer



Staff is an exploration of structural minimalism, inspired by the iconic halogen floor lamps of the '90s. A refined design that combines clean lines, modern technology, and high performance to offer a piece that is sober, functional, and surprisingly contemporary.

Treewood
Faro Lab

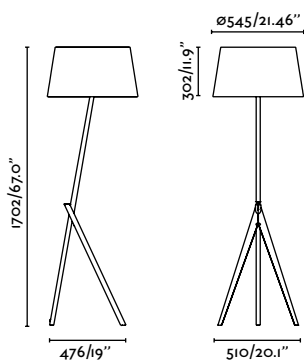


110V Check p. 30



20056 **Structure** Ash Wood + Matt Black
Shade Beige 404,60€

Material	Structure Ash Wood + Steel
	Shade Parchment
Light Source	1 E27 LED max. 15W
Bulb incl.	No
Recom. Bulb	17464
Class	II
Cable	1.8m



Treewood Tray
Faro Lab

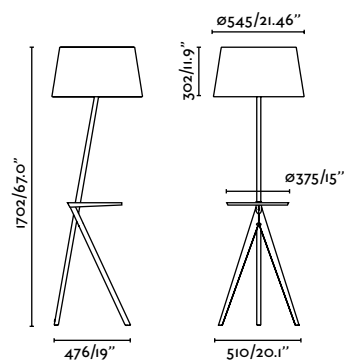


110V Check p. 30



20057 **Structure** Ash Wood + Matt Black
Shade Beige 521,60€

Material	Structure Ash Wood + Steel
	Shade Parchment
Light Source	1 E27 LED max. 15W
Bulb incl.	No
Recom. Bulb	17464
Class	II
Cable	1.8m





Stand Up
Estudi Ribaudí



110V Check p. 30



57211-01	● Structure Matt Black ● Shade White	523,00€
57211-03	● Structure Matt Black ● Shade Grey	523,00€
57211-04	● Structure Matt Black ● Shade Off White Linen	523,00€

Material	Structure Aluminium Shade Textilene
Light Source	1 E27 LED max. 15W
Bulb incl.	No
Recom. Bulb	17463
Class	II
Cable	2m

Whizz Floor
Christoph Friedrich Wagner

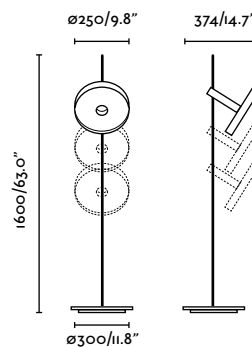

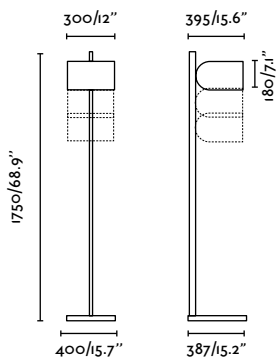



ETL 110V Check p. 30



20164-95	● Structure Black ● Shade Black + Satin Gold	291,20€
20164-96	● Structure Black ● Shade Satin Gold + Black	291,20€

Material	Structure Steel Shade Steel
Light Source	1 E27 LED max. 15W
Bulb incl.	No
Recom. Bulb	17496
Class	II
Cable	3.4m





Guest
Andreu Carulla


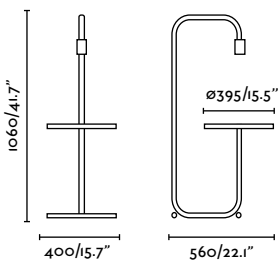


110V Check p. 30



01046 ● Structure Matt Black 355,50€

Material	Structure Steel
Light Source	1 E27 LED max. 15W
Bulb incl.	No
Recom. Bulb	17429
Class	II
Cable	1.8m



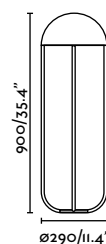
Cork tray
accessory included

Jellyfish Floor
Nahtrang



24521 ● Structure Matt Black + Matt Gold
● Diffuser Opal 433,40€

Material	Structure Steel
	Diffuser PMMA
Power	6W
Lumen Output	136lm
Light Source	SMD LED 3000K
Class	II
CRI	>80
Voltage	220V-240V/50/60Hz
Cable	4.3m





Black

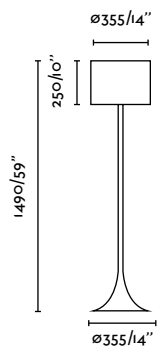


110V Check p. 30



29764 **Structure** Gloss Black **Shade** Black 144,00€

Material	Structure Steel
	Shade Textile
Light Source	1 E27 LED max. 15W
Bulb incl.	No
Recom. Bulb	17464
Class	II
Cable	2.5m



Papua



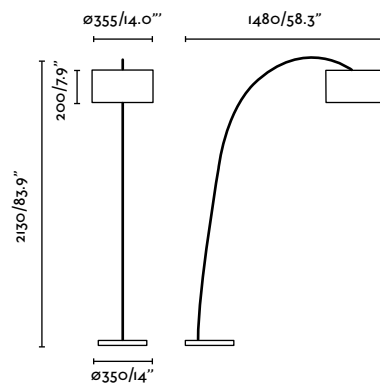
110V Check p. 30



68462 **Structure** Matt White **Shade** White 356,00€

68463 **Structure** Matt Black **Shade** Black 356,00€

Material	Structure Steel
	Shade Textile
Light Source	1 E27 LED max. 15W
Bulb incl.	No
Recom. Bulb	17464
Class	II
Cable	2m







artdeco style

MON ROI
VINCENT CASSE
FRANÇOIS DE WOOD
SPRIMA ELLI SPICCI

Dome

Designed by Faro Lab

Dome evokes the architectural minimalism of the '70s with a contemporary twist.



Dome 29913



Dome 29914

Dome Table S
Faro Lab



110V Check p. 30



29913 ● **Structure** Satin Black
● **Shade** Gloss White 197,20€


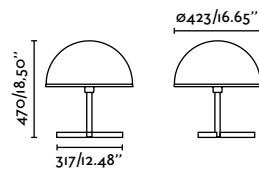
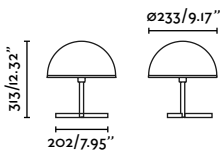
Dome Table M
Faro Lab



29914 ● **Structure** Satin Black
● **Shade** Gloss White 330,00€

Material	Structure Steel
	Shade PMMA
Light Source	1 E27 LED G45 max. 15W
Bulb incl.	No
Recom. Bulb	17524
Class	II
Cable	1.5m

Material	Structure Steel
	Shade PMMA
Light Source	1 E27 LED G95 max. 20W
Bulb incl.	No
Recom. Bulb	17542
Class	II
Cable	1.5m






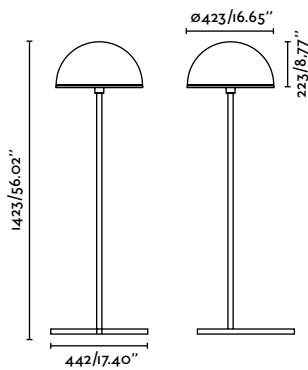
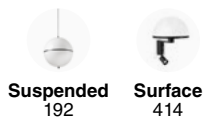
The large table lamp and the floor version include dimming functionality, allowing the light to be adjusted to suit every moment or activity and to create tailored atmospheres.

Dome Floor
Faro Lab



29915 ● **Structure** Satin Black 525,00€
 ○ **Shade** Gloss White

Material	Structure Steel
	Shade PMMA
Light Source	1 E27 LED G95 max. 20W
Bulb incl.	No
Recom. Bulb	17542
Class	II
Cable	2m







Matilda

Designed by Faro Lab

Its rotating shade system and height adjustment offer a wide variety of lighting effects, making it a multifunctional collection.



Matilda 20512-136



Matilda Table
Faro Lab



110V Check p. 30



20512-136	● Structure Beige	171,40€
20513-137	● Structure Black	171,40€
20514-138	● Structure Garnet	171,40€

Matilda Floor
Faro Lab




110V Check p. 30



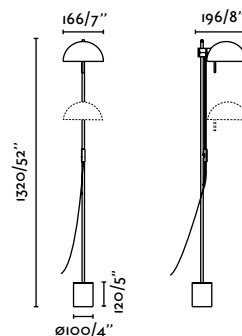
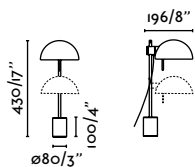
20516-136	● Structure Beige	218,30€
20517-137	● Structure Black	218,30€
20518-138	● Structure Garnet	218,30€

Material	Structure Steel
	Shade Steel
Light Source	1 E14 LED G45 max. 15W
Bulb incl.	No
Recom. Bulb	17461
Class	II
Cable	2.5m

Material	Structure Steel
	Shade Steel
Light Source	1 E14 LED G45 max. 15W
Bulb incl.	No
Recom. Bulb	17461
Class	II
Cable	2.5m



Surface
332





Tatawin

Designed by Adolfo Abejón



Tatawin 20337-116

The shape of the lampshade is reminiscent of the upper part of the characteristic houses of Tataouine, a city located in the south-east of Tunisia.





Tatawin Table Glass

Adolfo Abejón

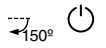


20337-116	● Structure Satin Black ● Shade Opal	306,10€
20337-117	● Structure Satin Black ● Shade Gloss Black	306,10€

Material	Structure Steel
	Shade Glass
Light Source	1 E27 LED G45 max. 15W
Bulb incl.	No
Recom. Bulb	17462
Class	II
Cable	1.5m

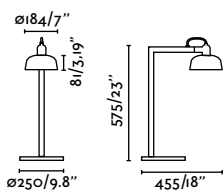
Tatawin Table Metal

Adolfo Abejón



20337-140	● Structure Satin Black ● Shade Gloss White	306,10€
20337-141	● Structure Satin Black ● Shade Gloss Black	306,10€
20337-142	● Structure Satin Black ● Shade Gloss Grayish Blue	306,10€
20337-143	● Structure Satin Black ● Shade Gloss Reddish Orange	306,10€
20337-144	● Structure Satin Black ● Shade Gloss Green	306,10€

Material	Structure Steel
	Shade Steel
Light Source	1 E27 LED G45 max. 15W
Bulb incl.	No
Recom. Bulb	17462
Class	II
Cable	1.5m



Adjustable structure



Tatawin Floor Glass

Adolfo Abejón

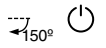


20336-119	● Structure Satin Black ● Shade Opal	438,60€
20336-120	● Structure Satin Black ● Shade Gloss Black	438,60€

Material	Structure Steel Shade Glass
Light Source	1 E27 LED max. 15W
Bulb incl.	No
Recom. Bulb	17463
Class	II
Cable	2m

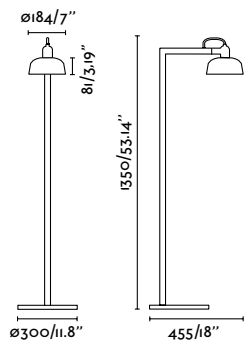

Tatawin Floor Metal

Adolfo Abejón



20336-145	● Structure Satin Black ● Shade Gloss White	438,60€
20336-146	● Structure Satin Black ● Shade Gloss Black	438,60€
20336-147	● Structure Satin Black ● Shade Gloss Grayish Blue	438,60€
20336-148	● Structure Satin Black ● Shade Gloss Reddish Orange	438,60€
20336-149	● Structure Satin Black ● Shade Gloss Green	438,60€

Material	Structure Steel Shade Steel
Light Source	1 E27 LED max. 15W
Bulb incl.	No
Recom. Bulb	17463
Class	II
Cable	2m



Adjustable structure





Venice

Designed by Adolfo Abejón

Following a traditional and manual process, the shade is produced by casting the ceramic.



Venice 64276-113

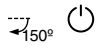
Venice Table
Adolfo Abejón



64276-115	● Structure Satin Black ● Shade Gloss Blue	293,20€
64276-111	● Structure Satin Black ● Shade Gloss White	293,20€
64276-112	● Structure Satin Black ● Shade Gloss Black	293,20€
64276-114	● Structure Satin Black Shade White & Gloss Black	320,60€
64276-113	● Structure Satin Black ● Shade Gloss Pink	293,20€

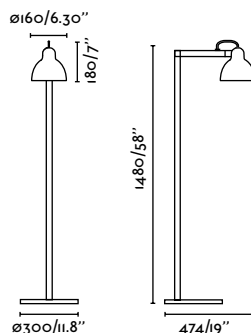
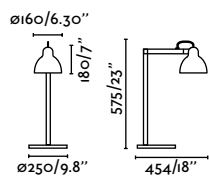

Material	Structure Steel
	Shade Ceramic
Light Source	1 E27 LED max. 15W
Bulb incl.	No
Recom. Bulb	17463
Class	II
Cable	1.5m

Venice Floor
Adolfo Abejón



64275-115	● Structure Satin Black ● Shade Gloss Blue	359,60€
64275-111	● Structure Satin Black ● Shade Gloss White	359,60€
64275-112	● Structure Satin Black ● Shade Gloss Black	359,60€
64275-114	● Structure Satin Black Shade White & Gloss Black	391,10€
64275-113	● Structure Satin Black ● Shade Gloss Pink	359,60€

Material	Structure Steel
	Shade Ceramic
Light Source	1 E27 LED max. 15W
Bulb incl.	No
Recom. Bulb	17463
Class	II
Cable	2m





LEONARD ROSOMAN
Kist Verwoerd
Portraits of Interiors
Flammarion

DON
5 FEB-
CAST
GAL
4 EAS
NEW

Donald Judd Writings
Brecht Namba
Comyns
Tokyo
COLECCIÓN
BERLIN

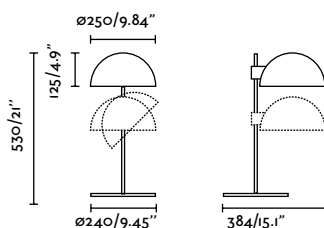
Dominica Table

Faro Lab



20033-122	● Structure Black ● Shade Beige	222,70€
20033-123	● Structure Black ● Shade Black	222,70€

Material	Structure Steel Shade Steel
Light Source	1 E27 LED max. 15W
Bulb incl.	No
Recom. Bulb	17463
Class	II
Cable	1.5m



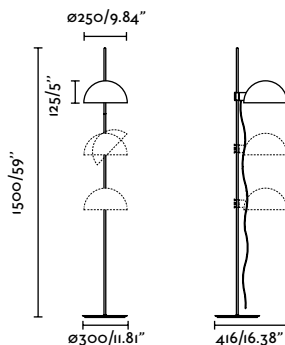
Dominica Floor

Faro Lab



20034-122	● Structure Black ● Shade Beige	312,10€
20034-123	● Structure Black ● Shade Black	312,10€

Material	Structure Steel Shade Steel
Light Source	1 E27 LED max. 15W
Bulb incl.	No
Recom. Bulb	17463
Class	II
Cable	3.5m



Wall
340



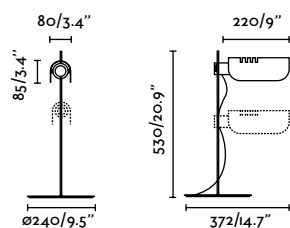
Martinica Table

Faro Lab



20033-133	● Structure Black ● Shade Black	222,70€
20033-134	● Structure Black ● Shade Blue	222,70€
20033-135	● Structure Black ● Shade Beige	222,70€

Material	Structure Steel Shade Steel
Light Source	1 E27 LED ST64 max. 15W
Bulb incl.	No
Recom. Bulb	17428
Class	II
Cable	1.5m



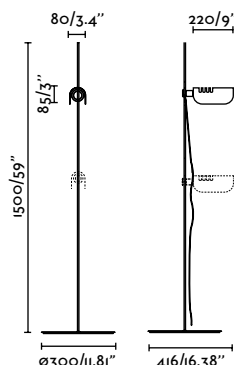
Martinica Floor

Faro Lab



20034-133	● Structure Black ● Shade Black	312,10€
20034-134	● Structure Black ● Shade Blue	312,10€
20034-135	● Structure Black ● Shade Beige	312,10€

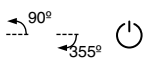
Material	Structure Steel Shade Steel
Light Source	1 E27 LED ST64 max. 15W
Bulb incl.	No
Recom. Bulb	17428
Class	II
Cable	3.5m



Surface
370

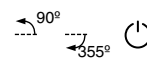


Leo Table
Estudi Ribaudí



43796	● Structure Matt White	174,30€
43797	● Structure Matt Black	174,30€

Leo Floor
Estudi Ribaudí



43798	● Structure Matt White	232,90€
43799	● Structure Matt Black	232,90€

Material	Structure Aluminium
Power	3,5W
Lumen Output	299lm
Light Source	COB LED 2700K
Class	II
CRI	≥90
Voltage	220V-240V/50/60Hz
Cable	2m

Material	Structure Aluminium
Power	3,5W
Lumen Output	299lm
Light Source	COB LED 2700K
Class	II
CRI	≥90
Voltage	220V-240V/50/60Hz
Cable	2m



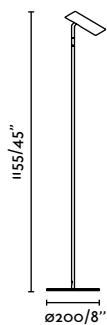
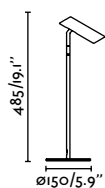
Track
604



Wall
356



Ceiling
296








Studio

Designed by Nahtrang

Studio brings back lines of the 1950s and reinterprets them to fit into a modern context.



Studio Table Nahrang

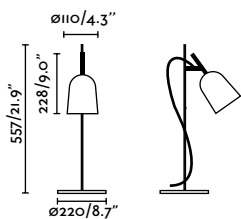


110V Check p. 30



28251	● Structure Matt Black ● Shade Matt Black	170,90€
28252	● Structure Matt Black ● Shade Matt White	170,90€
28253	● Structure Matt Black ● Shade Matt Green	170,90€
28269	● Structure Matt Black ● Shade Matt Blue	170,90€
28270	● Structure Matt Black ● Shade Matt Pink	170,90€

Material	Structure Steel Shade Steel
Light Source	1 E14 LED max. 8W
Bulb incl.	No
Recom. Bulb	17461
Class	II
Cable	1.8m



Studio Floor Nahrang


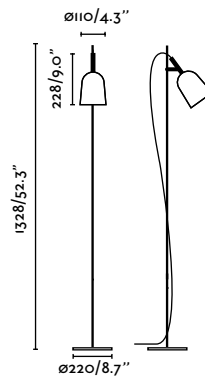


110V Check p. 30



28254	● Structure Matt Black ● Shade Matt Black	236,10€
28255	● Structure Matt Black ● Shade Matt White	236,10€
28256	● Structure Matt Black ● Shade Matt Green	236,10€
28271	● Structure Matt Black ● Shade Matt Blue	236,10€
28272	● Structure Matt Black ● Shade Matt Pink	236,10€


Material	Structure Steel Shade Steel
Light Source	1 E14 LED max. 8W
Bulb incl.	No
Recom. Bulb	17461
Class	II
Cable	2.3m





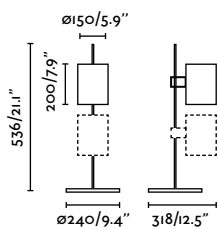
Guadalupe Table

Faro Lab



20033-80	● Structure Matt Black ● Shade Beige	222,70€
20033-81	● Structure Matt Black ● Shade Green	222,70€

Material	Structure Steel
	Shade Steel
Light Source	1 E27 LED max. 15W
Bulb incl.	No
Recom. Bulb	17463
Class	II
Cable	1.5m



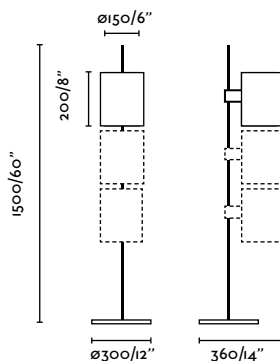
Guadalupe Floor

Faro Lab



20034-80	● Structure Matt Black ● Shade Beige	312,10€
20034-81	● Structure Matt Black ● Shade Green	312,10€

Material	Structure Steel
	Shade Steel
Light Source	1 E27 LED max. 15W
Bulb incl.	No
Recom. Bulb	17463
Class	II
Cable	3.5m



Wall
342



Liggera Table



110V Check p. 30



20076 ● Structure Matt Black 202,60€

Material	Structure Steel
	Shade Steel
Light Source	1 G9 LED max. 6W
Bulb incl.	No
Recom. Bulb	17466
Class	II
Cable	1.8m

Liggera Floor

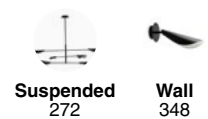
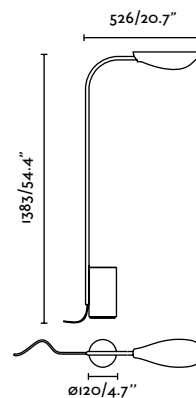
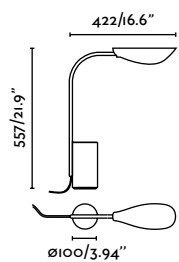


110V Check p. 30



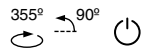
20075 ● Structure Matt Black 337,40€

Material	Structure Steel
	Shade Steel
Light Source	1 G9 LED max. 6W
Bulb incl.	No
Recom. Bulb	17466
Class	II
Cable	2.2m





Link Table
Estudi Ribaudí

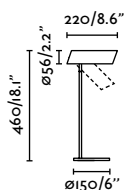


110V Check p. 30



29881	● Structure Matt White	85,70€
29882	● Structure Matt Black	85,70€
29898	● Structure Bronze	110,60€

Material	Structure Steel
Light Source	1 GU10 LED max. 8W
Bulb incl.	No
Recom. Bulb	17324
Class	II
Cable	1.9m



Link Floor
Estudi Ribaudí


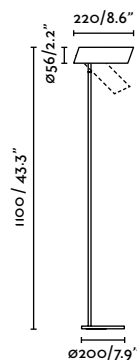


110V Check p. 30



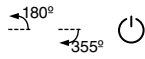
29883	● Structure Matt White	148,30€
29884	● Structure Matt Black	148,30€
29899	● Structure Bronze	183,90€

Material	Structure Steel
Light Source	1 GU10 LED max. 8W
Bulb incl.	No
Recom. Bulb	17324
Class	II
Cable	1.9m





Lao Table
Nahtrang

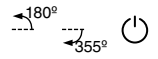


110V Check p. 30



29047 **Structure** Matt Black + Gloss Black
Diffuser Opal 94,10€

Lao Floor
Nahtrang



110V Check p. 30



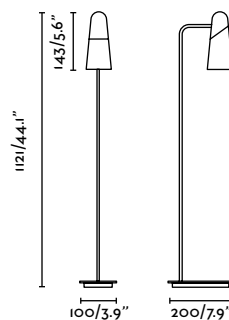
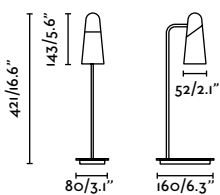
29049 **Structure** Matt Black + Gloss Black
Diffuser Opal 140,80€

Material	Structure Aluminium + ABS
	Diffuser PMMA
Power	4W
Lumen Output	400lm
Light Source	SMD LED 3000K
Class	II
CRI	>80
Voltage	100V-240V/50/60Hz
Cable	2m

Material	Structure Aluminium + ABS
	Diffuser PMMA
Power	4W
Lumen Output	400lm
Light Source	SMD LED 3000K
Class	II
CRI	>80
Voltage	100V-240V/50/60Hz
Cable	2m



Spot
361





Le Vita Table
Nahtrang



29692D	Structure Gloss Gold Diffuser Opal	473,10€
29697	Structure Matt Black Diffuser Opal	465,70€


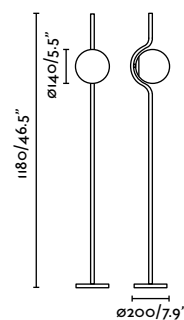
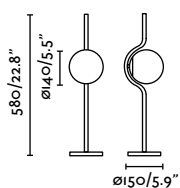

Material	Structure Steel Diffuser Glass
Power	7W
Lumen Output	570lm
Light Source	SMD LED 2700K
Dimmable W/lm	1/95-4/380-6/570
Class	II
CRI	>80
Voltage	220V-240V/50/60Hz
Cable	2m

Le Vita Floor
Nahtrang



29693D	Structure Gloss Gold Diffuser Opal	584,70€
29698	Structure Matt Black Diffuser Opal	573,60€

Material	Structure Steel Diffuser Glass
Power	7W
Lumen Output	570lm
Light Source	SMD LED 2700K
Dimmable W/lm	1/95-4/380-6/570
Class	II
CRI	>80
Voltage	220V-240V/50/60Hz
Cable	2m





indoor

Table&Floor



Its glass diffuser offers a homogeneous and dim light, avoiding glare.

Luang Table XS
Faro Lab

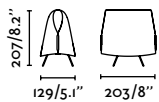


110V Check p. 30



23065	● Structure Black ● Shade Beige	125,20€
23066	● Structure Black ● Shade Camel	125,20€

Material	Structure Steel Shade Parchment
Light Source	1 E14 LED max. 8W
Bulb incl.	No
Recom. Bulb	17461
Class	II
Cable	1.5m



Luang Table S
Faro Lab

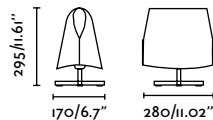


110V Check p. 30



23001-57	● Structure Black ● Shade Beige	214,80€
23001-58	● Structure Black ● Shade Camel	214,80€

Material	Structure Steel Shade Parchment
Light Source	1 E27 LED max. 15W
Bulb incl.	No
Recom. Bulb	17462
Class	II
Cable	1.9m



Luang Table M
Faro Lab

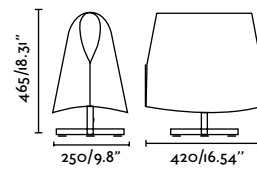


ETL 110V Check p. 30



23002-57	● Structure Black ● Shade Beige	293,50€
23002-58	● Structure Black ● Shade Camel	293,50€

Material	Structure Steel Shade Parchment
Light Source	1 E27 LED max. 15W
Bulb incl.	No
Recom. Bulb	17463
Class	II
Cable	1.9m





Luang Floor
Faro Lab



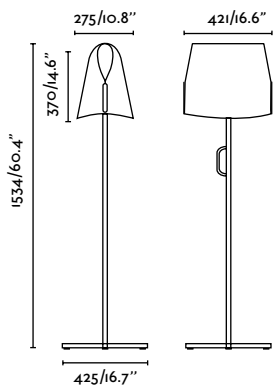
Flat pack

23003-59	● Structure Black ● Shade Beige	388,00€
23003-60	● Structure Black ● Shade Camel	388,00€

Material	Structure Steel
	Shade Parchment
Light Source	1 E27 LED max. 15W
Bulb incl.	No
Recom. Bulb	17463
Class	II
Cable	1.8m


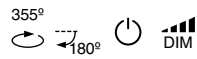


Wall
428






Loop Table
Estudi Ribaudí



29398	<ul style="list-style-type: none"> ● Structure Matt Black ● Shade Ash Wood ● Diffuser Translucent 	261,00€
29568	<ul style="list-style-type: none"> ● Structure Matt Black ● Shade Cherry Wood ● Diffuser Translucent 	261,00€

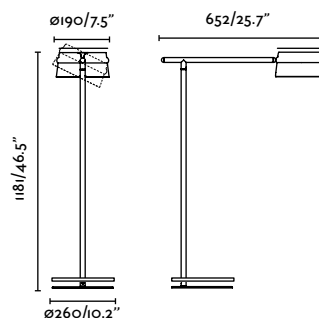

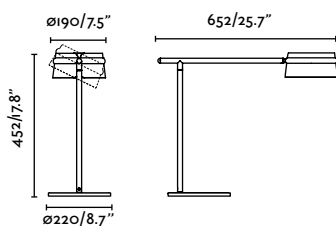

Loop Floor
Estudi Ribaudí



29399	<ul style="list-style-type: none"> ● Structure Matt Black ● Shade Ash Wood ● Diffuser Translucent 	306,00€
29569	<ul style="list-style-type: none"> ● Structure Matt Black ● Shade Cherry Wood ● Diffuser Translucent 	306,00€

Material	Structure Steel
	Shade Wood
	Diffuser PMMA
Power	6W
Lumen Output	221lm
Light Source	SMD LED 2700K
Class	II
CRI	>80
Voltage	220V-240V/50/60Hz
Cable	2m

Material	Structure Steel
	Shade Wood
	Diffuser PMMA
Power	6W
Lumen Output	221lm
Light Source	SMD LED 2700K
Class	II
CRI	>80
Voltage	220V-240V/50/60Hz
Cable	2m





Stood Table
Lucid Product Design



29846 ● **Structure** Matt Black
 ● **Shade** Cherry Wood 374,30€


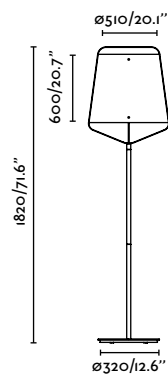
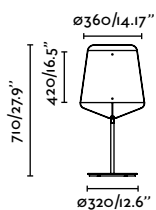
Stood Floor
Lucid Product Design



29847 ● **Structure** Matt Black
 ● **Shade** Cherry Wood 696,70€


Material	Structure Steel
	Shade Cherry Wood
Light Source	1 E27 LED max. 15W
Bulb incl.	No
Recom. Bulb	17464
Class	II
Cable	2m

Material	Structure Steel
	Shade Cherry Wood
Light Source	1 E27 LED max. 15W
Bulb incl.	No
Recom. Bulb	17464
Class	II
Cable	2m





Mambo Table S
Faro Lab



64317-47 ● Structure Matt Black
● Shade Rattan 194,80€

Mambo Table M
Faro Lab



64311-48 ● Structure Matt Black
● Shade Rattan 256,50€

Mambo Floor
Faro Lab

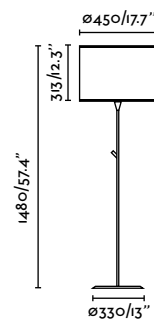
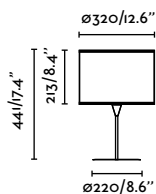
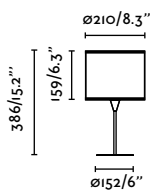



64313-49 ● Structure Matt Black
● Shade Rattan 420,50€

Material	Structure Steel
	Shade Rattan
Light Source	1 E27 LED max. 15W
Bulb incl.	No
Recom. Bulb	17463
Class	II
Cable	1.5m

Material	Structure Steel
	Shade Rattan
Light Source	1 E27 LED max. 15W
Bulb incl.	No
Recom. Bulb	17463
Class	II
Cable	1.5m

Material	Structure Steel
	Shade Rattan
Light Source	1 E27 LED max. 15W
Bulb incl.	No
Recom. Bulb	17464
Class	I
Cable	1.8m





Akane 350
Pepe Llaudet



28370 ● Structure Matt Black
● Shade Beige 161,90€

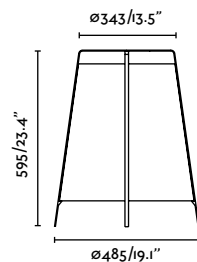
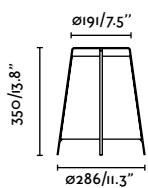
Akane 595
Pepe Llaudet



28371 ● Structure Matt Black
● Shade Beige 169,90€

Material	Structure Steel
	Shade Parchment
Light Source	1 E27 LED max. 15W
Bulb incl.	No
Recom. Bulb	17463
Class	II
Cable	1.7m

Material	Structure Steel
	Shade Parchment
Light Source	1 E27 LED max. 15W
Bulb incl.	No
Recom. Bulb	17464
Class	II
Cable	1.7m



indoor

Table&Floor



With a parchment diffuser, it is inspired by the traditional lanterns of the Far East.

Akane 28370

Windsor Table

Faro Lab



20225-130	<ul style="list-style-type: none"> ● Structure Matt Black ● Shade Grey ● Diffuser Grey 	212,80€
20225-151	<ul style="list-style-type: none"> ● Structure Matt Black ● Shade Off White Linen ● Diffuser Off White 	212,80€
20226-151	<ul style="list-style-type: none"> ● Structure Matt White ● Shade Off White Linen ● Diffuser Off White 	215,20€

Material	Structure Steel
	Shade Textile
	Diffuser Textile
Light Source	1 E27 LED A60 max. 15W
Bulb incl.	No
Recom. Bulb	17463
Class	II
Cable	2m

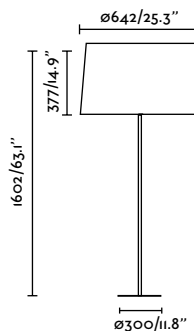
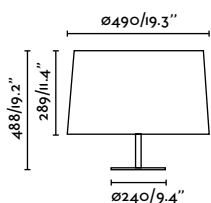

Windsor Floor

Faro Lab



20227-131	<ul style="list-style-type: none"> ● Structure Matt Black ● Shade Grey ● Diffuser Grey 	417,60€
20227-152	<ul style="list-style-type: none"> ● Structure Matt Black ● Shade Off White Linen ● Diffuser Off White 	419,90€
20228-152	<ul style="list-style-type: none"> ● Structure Matt White ● Shade Off White Linen ● Diffuser Off White 	419,90€

Material	Structure Steel
	Shade Textile
	Diffuser Textile
Light Source	1 E27 LED G95 max. 15W
Bulb incl.	No
Recom. Bulb	17464
Class	II
Cable	2m





Windsor can create ambient lighting for large spaces, such as hotels and restaurants.

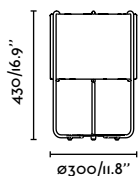
Drum Table

Nahtrang



24020-31	<ul style="list-style-type: none"> ● Structure Matt Black ● Shade Beige ● Diffuser Opal 	239,30€
24020-32	<ul style="list-style-type: none"> ● Structure Matt Black ● Shade Dark Grey ● Diffuser Opal 	245,20€

Material	Structure Steel
	Shade Textile
	Diffuser PC
Light Source	1 E27 LED max. 15W
Bulb incl.	No
Recom. Bulb	17463
Class	II
Cable	1.8m



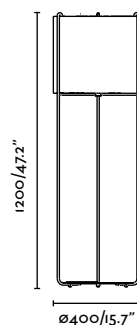
Drum Floor

Nahtrang



24023-33	<ul style="list-style-type: none"> ● Structure Matt Black ● Shade Beige ● Diffuser Opal 	436,00€
24023-34	<ul style="list-style-type: none"> ● Structure Matt Black ● Shade Dark Grey ● Diffuser Opal 	436,00€

Material	Structure Steel
	Shade Textile
	Diffuser PC
Light Source	1 E27 LED max. 15W
Bulb incl.	No
Recom. Bulb	17464
Class	II
Cable	2.1m



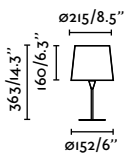


Samba Table S
Faro Lab



64316-35	Structure Matt White Shade Beige	184,70€
64316-36	Structure Matt White Shade Yellow	184,70€
64316-37	Structure Matt White Shade Green	184,70€
64317-35	Structure Matt Black Shade Beige	184,70€
64317-36	Structure Matt Black Shade Yellow	184,70€
64317-37	Structure Matt Black Shade Green	184,70€

Material	Structure Steel Shade Textile
Light Source	1 E27 LED max. 15W
Bulb incl.	No
Recom. Bulb	17463
Class	II
Cable	1.5m

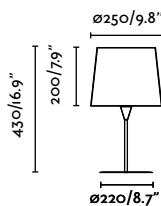


Samba Table M
Faro Lab



64310-38	Structure Matt White Shade Beige	226,30€
64310-39	Structure Matt White Shade Yellow	226,30€
64310-40	Structure Matt White Shade Green	226,30€
64311-38	Structure Matt Black Shade Beige	226,30€
64311-39	Structure Matt Black Shade Yellow	226,30€
64311-40	Structure Matt Black Shade Green	226,30€

Material	Structure Steel Shade Textile
Light Source	1 E27 LED max. 15W
Bulb incl.	No
Recom. Bulb	17463
Class	II
Cable	1.5m


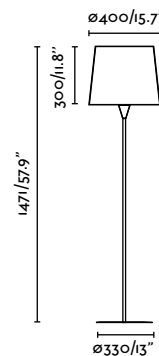


Samba Floor
Faro Lab



64312-41	Structure Matt White Shade Beige	439,70€
64312-42	Structure Matt White Shade Yellow	439,70€
64312-43	Structure Matt White Shade Green	439,70€
64313-41	Structure Matt Black Shade Beige	439,70€
64313-42	Structure Matt Black Shade Yellow	439,70€
64313-43	Structure Matt Black Shade Green	439,70€

Material	Structure Steel Shade Textile
Light Source	1 E27 LED max. 15W
Bulb incl.	No
Recom. Bulb	17464
Class	I
Cable	1.8m





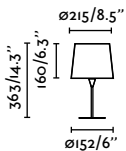
Samba 64312-41

Conga Table S
Faro Lab



64316-01	Structure Matt White Shade White	116,05€
64316-02	Structure Matt White Shade Beige	116,05€
64317-03	Structure Matt Black Shade Black	116,05€

Material	Structure Steel Shade Textile
Light Source	1 E27 LED max. 15W
Bulb incl.	No
Recom. Bulb	17463
Class	II
Cable	1.5m

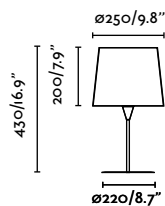


Conga Table M
Faro Lab



64310-04	Structure Matt White Shade White	152,70€
64310-05	Structure Matt White Shade Beige	152,70€
64311-06	Structure Matt Black Shade Black	152,70€

Material	Structure Steel Shade Textile
Light Source	1 E27 LED max. 15W
Bulb incl.	No
Recom. Bulb	17463
Class	II
Cable	1.5m

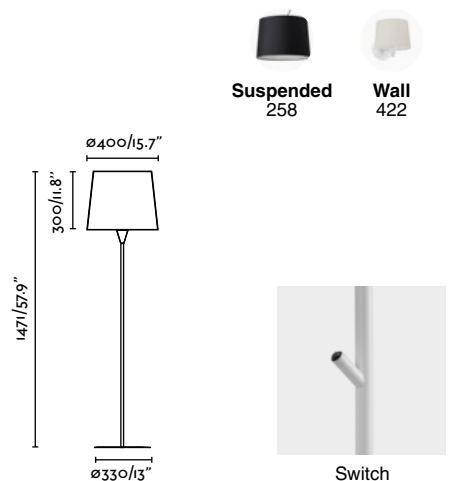


Conga Floor
Faro Lab



64312-07	Structure Matt White Shade White	303,40€
64312-08	Structure Matt White Shade Beige	303,40€
64313-09	Structure Matt Black Shade Black	303,40€

Material	Structure Steel Shade Textile
Light Source	1 E27 LED max. 15W
Bulb incl.	No
Recom. Bulb	17464
Class	I
Cable	1.8m





Montreal Table

Nahrang

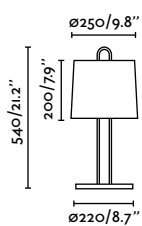


110V Check p. 30



24034-04	<ul style="list-style-type: none"> ● Structure Matt White ● Shade White 	185,80€
24034-05	<ul style="list-style-type: none"> ● Structure Matt White ● Shade Beige 	185,80€

Material	Structure Steel
	Shade Textile
Light Source	1 E27 LED max. 15W
Bulb incl.	No
Recom. Bulb	17463
Class	II
Cable	1.8m



Montreal Floor

Nahrang

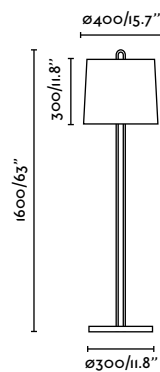


110V Check p. 30



24037-07	<ul style="list-style-type: none"> ● Structure Chrome ● Shade White 	391,10€
24037-08	<ul style="list-style-type: none"> ● Structure Chrome ● Shade Beige 	391,10€
24037-09	<ul style="list-style-type: none"> ● Structure Chrome ● Shade Black 	391,10€

Material	Structure Steel
	Shade Textile
Light Source	1 E27 LED max. 15W
Bulb incl.	No
Recom. Bulb	17464
Class	II
Cable	2.1m



Wall
448

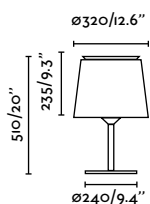


Savoy Table
Isaac Piñeiro



20304-82	● Structure Matt White ● Shade White	176,50€
20305-83	● Structure Matt Black ● Shade Black	178,90€
20305-84	● Structure Matt Black ● Shade Green	178,90€

Material	Structure Steel Shade Textile
Light Source	1 E27 LED max. 15W
Bulb incl.	No
Recom. Bulb	17463
Class	II
Cable	2m


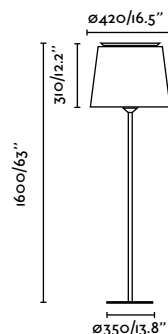


Savoy Floor
Isaac Piñeiro



20306-85	● Structure Matt White ● Shade White	344,80€
20307-86	● Structure Matt Black ● Shade Black	344,80€
20307-87	● Structure Matt Black ● Shade Green	344,80€

Material	Structure Steel Shade Textile
Light Source	1 E27 LED max. 15W
Bulb incl.	No
Recom. Bulb	17464
Class	II
Cable	2m





Rem Table
Àlex & Manel Lluscà

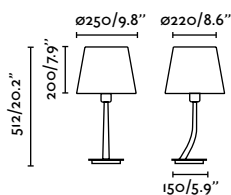


110V Check p. 30



29685-04	● Structure Old Gold ● Shade White	155,80€
29685-05	● Structure Old Gold ● Shade Beige	155,80€
29685-06	● Structure Old Gold ● Shade Black	155,80€

Material	Structure Steel Shade Textile
Light Source	1 E27 LED max. 15W
Bulb incl.	No
Recom. Bulb	17463
Class	II
Cable	1.6m



Rem Floor
Àlex & Manel Lluscà

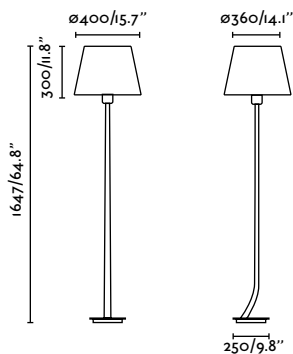


110V Check p. 30



29687-07	● Structure Old Gold ● Shade White	388,00€
29687-08	● Structure Old Gold ● Shade Beige	388,00€
29687-09	● Structure Old Gold ● Shade Black	388,00€

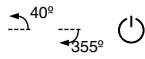
Material	Structure Steel Shade Textile
Light Source	1 E27 LED max. 15W
Bulb incl.	No
Recom. Bulb	17464
Class	II
Cable	1.9m



Wall
434



Artis Table
Àlex & Manel Lluscà




110V Check p. 30



68488 **Structure** Bronze
Shade White 225,30€

Artis Floor
Àlex & Manel Lluscà



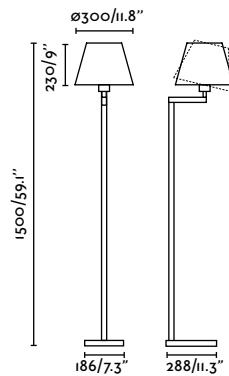
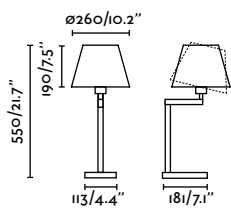
110V Check p. 30



68489 **Structure** Bronze
Shade White 398,50€

Material	Structure Steel
	Shade Textile
Light Source	1 E27 LED max. 15W
Bulb incl.	No
Recom. Bulb	17463
Class	II
Cable	2.4m

Material	Structure Steel
	Shade Textile
Light Source	1 E27 LED max. 15W
Bulb incl.	No
Recom. Bulb	17463
Class	II
Cable	3.2m



Wall
448



Nila Table

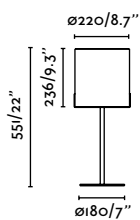


110V Check p. 30



20054 **Structure** Matt Black
Shade Off White 115,20€

Material	Structure Steel
	Shade Textile
Light Source	1 E27 LED max. 15W
Bulb incl.	No
Recom. Bulb	17463
Class	II
Cable	1.5m



Nila Floor

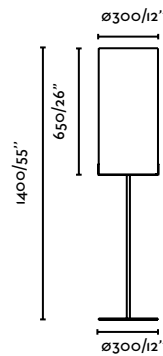


110V Check p. 30



20055 **Structure** Matt Black
Shade Off White 255,60€

Material	Structure Steel
	Shade Textile
Light Source	2 E27 LED max. 15W
Bulb incl.	No
Recom. Bulb	17464
Class	II
Cable	2.3m



Wall
446



Vesper Table
Nahtrang



110V Check p. 30



29984	<ul style="list-style-type: none"> ● Structure Matt White ● Shade Beige ● Diffuser Beige 	166,50€
29985	<ul style="list-style-type: none"> ● Structure Brown ● Shade Beige ● Diffuser Beige 	166,50€

Material	Structure Steel
	Shade Textile
	Diffuser Textile
Light Source	2 E27 LED max. 15W
Bulb incl.	No
Recom. Bulb	17463
Class	II
Cable	1.7m

Vesper Floor
Nahtrang

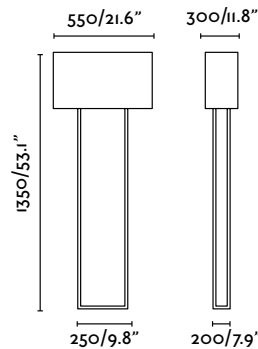
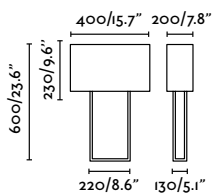




110V Check p. 30



29979	<ul style="list-style-type: none"> ● Structure Brown ● Shade Beige ● Diffuser Beige 	520,90€
-------	--	---------

Material	Structure Steel
	Shade Textile
	Diffuser Textile
Light Source	2 E27 LED max. 15W
Bulb incl.	No
Recom. Bulb	17463
Class	II
Cable	3.5m





Linda Table
Estudi Ribaudí



110V Check p. 30



29311 ● Structure Matt Black
● Shade Beige 210,30€

Linda Floor
Estudi Ribaudí



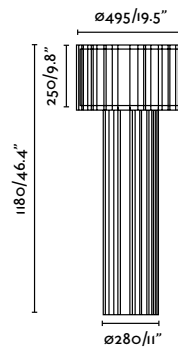
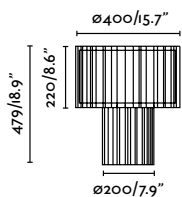

110V Check p. 30




29312 ● Structure Matt Black
● Shade Beige 478,80€

Material	Structure Steel
	Shade Textile
Light Source	1 E27 LED max. 15W
Bulb incl.	No
Recom. Bulb	17464
Class	II
Cable	2m

Material	Structure Steel
	Shade Textile
Light Source	1 E27 LED max. 15W
Bulb incl.	No
Recom. Bulb	17464
Class	II
Cable	2.8m





Lupe Table
Jordi Busquets

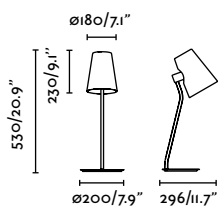


110V Check p. 30



29997 **Structure** Chrome **Shade** Beige 160,80€

Material	Structure Steel
	Shade Textile
Light Source	1 E27 LED max. 15W
Bulb incl.	No
Recom. Bulb	17463
Class	II
Cable	1.8m



Lupe Floor
Jordi Busquets

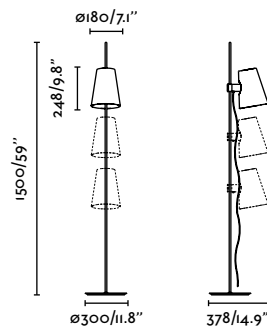


110V Check p. 30




20034-88 **Structure** Matt Black **Shade** Beige 293,80€

Material	Structure Steel
	Shade Textile
Light Source	1 E27 LED max. 15W
Bulb incl.	No
Recom. Bulb	17463
Class	II
Cable	3.5m



Wall
430



Adjustable Shade

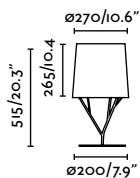


Tree Table
Estudi Ribaudí



29866	● Structure Matt Black ● Shade Black	228,70€
29867	● Structure Matt White ● Shade White	228,70€

Material	Structure Steel
	Shade Textile
Light Source	1 E27 LED max. 15W
Bulb incl.	No
Recom. Bulb	17464
Class	II
Cable	1.8m

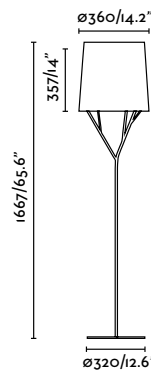


Tree Floor
Estudi Ribaudí



29868	● Structure Matt Black ● Shade Black	458,30€
29869	● Structure Matt White ● Shade White	458,30€

Material	Structure Steel
	Shade Textile
Light Source	1 E27 LED max. 15W
Bulb incl.	No
Recom. Bulb	17464
Class	II
Cable	2m



Suspended
254



Berni Table
Nahtrang

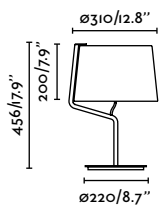


110V Check p. 30



29332	● Structure Matt White ● Shade White	189,90€
29333	● Structure Matt Black ● Shade Black	189,90€

Material	Structure Steel
	Shade Textile
Light Source	1 E27 LED max. 15W
Bulb incl.	No
Recom. Bulb	17463
Class	II
Cable	1.5m



Berni Floor
Nahtrang

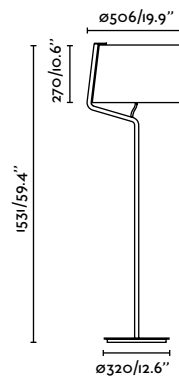


110V Check p. 30



29335	● Structure Matt White ● Shade White	310,60€
29336	● Structure Matt Black ● Shade Black	310,60€

Material	Structure Steel
	Shade Textile
Light Source	1 E27 LED max. 15W
Bulb incl.	No
Recom. Bulb	17464
Class	II
Cable	1.5m



Wall
444



Volta Table
Estudi Ribaudí

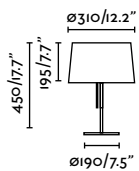


110V Check p. 30



20026 **Structure** Matt Black + Satin Nickel **179,90€**
 Shade Black

Material	Structure Steel
	Shade Textile
Light Source	1 E27 LED max. 15W
Bulb incl.	No
Recom. Bulb	17463
Class	II
Cable	2m



Volta Floor
Estudi Ribaudí



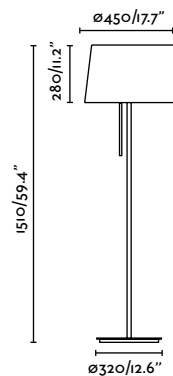
110V Check p. 30



20029 **Structure** Matt White + Satin Nickel **380,30€**
 Shade White

20030 **Structure** Matt Black + Satin Nickel **380,30€**
 Shade Black

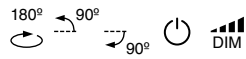
Material	Structure Steel
	Shade Textile
Light Source	1 E27 LED max. 15W
Bulb incl.	No
Recom. Bulb	17464
Class	II
Cable	2m





Inviting Table

Bohman And Folenius



110V Check p. 30



57312	● Structure Matt White ● Diffuser Transparent	482,60€
57313	● Structure Black ● Diffuser Transparent	482,60€
57314	● Structure Yellow ● Diffuser Transparent	482,60€

Material	Structure Aluminium + Steel
	Diffuser PMMA
Power	6W
Lumen Output	586lm
Light Source	SMD LED 2700-4800K
Class	II
CRI	>80
Voltage	100V-240V/50/60Hz
Cable	1.9m

Academy Table

Nahrang



110V Check p. 30



28202	● Structure Chrome ● Diffuser Opal	221,30€
-------	---------------------------------------	---------

Material	Structure Aluminium + Steel
	Diffuser PMMA
Power	4W
Lumen Output	350lm
Light Source	SMD LED 3000K
Class	II
CRI	>80
Voltage	100V-240V/50/60Hz
Cable	2m



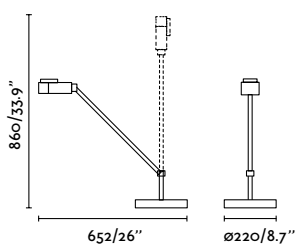
Surface
346



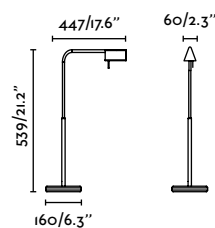
Clip-on
164



Wall
346

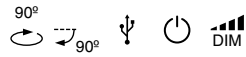


Colour temperature and intensity can be adjusted.





Anouk



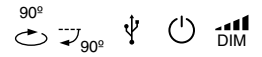
110V Check p. 30



USB Type A charger

53415 ● Structure Matt Black
● Diffuser Translucent 93,90€

Anouk Induction



110V Check p. 30

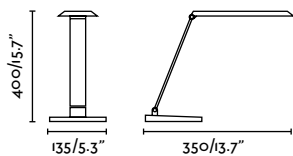


Induction charger and USB charger, type A

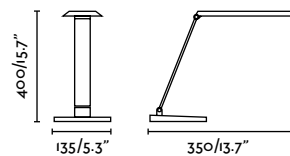
53416 ● Structure Gloss White
● Diffuser Translucent 93,90€

Material	Structure ABS Diffuser PMMA
Power	8W
Lumen Output	608lm
Light Source	SMD LED 4000K
Class	II
CRI	>80
Voltage	100V-240V/50/60Hz
Cable	1.5m

Material	Structure ABS Diffuser PMMA
Power	8W
Lumen Output	608lm
Light Source	SMD LED 2700-6500K
Class	II
Voltage	100V-240V/50/60Hz
Cable	1.5m




USB-A charger



Induction charger and USB charger, type A

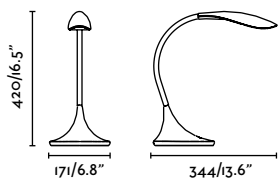


Otto



52064	● Structure Matt Black ● Diffuser Opal	71,30€
52065	● Structure Matt White ● Diffuser Opal	71,30€

Material	Structure ABS + Silicone Diffuser PMMA
Power	6W
Lumen Output	610lm
Light Source	SMD LED 4000K
Class	II
CRI	>80
Voltage	220V-240V/50/60Hz
Cable	1.8m

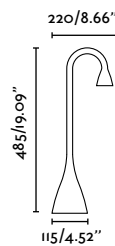


Lena



52057	● Structure Gloss White ● Diffuser Translucent	60,80€
52058	● Structure Gloss Black ● Diffuser Translucent	60,80€

Material	Structure Aluminium + ABS Diffuser Glass
Power	3W
Lumen Output	296lm
Light Source	SMD LED 4000K
Class	II
CRI	>80
Voltage	220V-240V/50/60Hz
Beam angle	70°
Cable	1.8m




Clip-on
166

indoor

Table&Floor

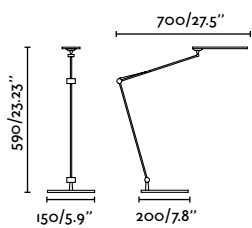


Ito



52071 **Structure** Matt Black + Satin Nickel 110,60€
 Diffuser Opal

Material	Structure ABS + Aluminium
	Diffuser PMMA
Power	5W
Lumen Output	531lm
Light Source	SMD LED 3000K
Class	II
CRI	>80
Voltage	220V-240V/50/60Hz
Cable	1.8m



Baobab

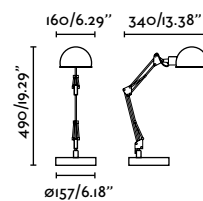


110V Check p. 30



51908 **Structure** Matt White 44,90€
 51909 **Structure** Matt Black 44,90€
 51910 **Structure** Grey 44,90€

Material	Structure Steel
Light Source	1 E14 LED max. 8W
Bulb incl.	No
Recom. Bulb	17461
Class	II
Cable	1.7m

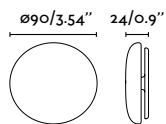




NEW




Tider Cable Management Accessory			
20546	● Textured Black		13,60€
Material	Structure TPU		



Cable management accessory designed to keep your environment cleaner, more organized, and safer. It features an adhesive backing that allows it to be firmly fixed to vertical or horizontal surfaces, preventing tripping and slipping hazards.

Made of high-strength PP, it withstands impacts and foot traffic without deforming. The soft section, made of TPE, provides a pleasant touch and a more secure grip.

*Check the specifications of each model to verify compatibility.





INDOOR

LIGHTING



CLIP-ON



Bela
Faro Lab

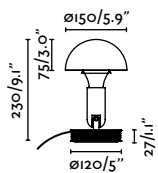


110V Check p. 30



56100	● Structure Gloss Black	86,70€
56101	● Structure Gloss White	86,70€
56102	● Structure Gloss Blue	86,70€
56103	● Structure Gloss Red	86,70€

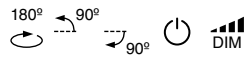
Material	Structure Steel
	Shade Steel
Light Source	1 E27 LED G45 max. 15W
Bulb incl.	No
Recom. Bulb	17462
Class	II
Cable	2.7m



Tabletop ring
accessory



Inviting
Bohman And Folenius



110V Check p. 30


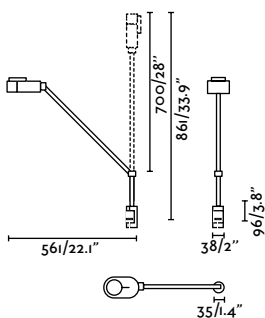


57315	● Structure Matt White ● Diffuser Transparent	439,40€
57316	● Structure Matt Black ● Diffuser Transparent	439,40€
57317	● Structure Yellow ● Diffuser Transparent	439,40€

Material	Structure Aluminium Diffuser PMMA
Power	6W
Lumen Output	586lm
Light Source	SMD LED 2700-4800K
Class	II
CRI	>80
Voltage	100V-240V/50/60Hz
Cable	1.9m



reddot award 2019
winner



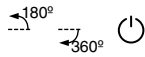
Colour temperature
and intensity can
be adjusted.

indoor

Clip-on



Pepper

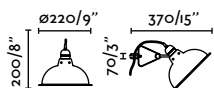


110V Check p. 30



64169 **Structure** Matt Black + Matt White **65,80€**

Material	Structure Steel
Light Source	1 E27 LED max. 15W
Bulb incl.	No
Recom. Bulb	17462
Class	II
Cable	1.7m



Studio Clip Nahtrng



110V Check p. 30

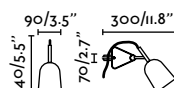



51133 **Structure** Matt Black **49,50€**
51135 **Structure** Gloss White **49,50€**

Material	Structure Aluminium + ABS
Light Source	1 E14 LED max. 8W
Bulb incl.	No
Recom. Bulb	17461
Class	II
Cable	1.6m

Studio Accessory	
51129 Black	6,25€

Material	Structure Steel
-----------------	------------------------

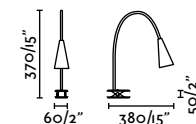


Lena Clip



52059 **Structure** Matt White **57,00€**
52061 **Structure** Matt Black **57,00€**

Material	Structure PC + Aluminium
Power	3W
Lumen Output	296lm
Light Source	SMD LED 4000K
Class	II
CRI	>80
Voltage	220V-240V/50/60Hz
Beam angle	30°
Cable	1.8m



indoor

Clip-on





INDOOR

LIGHTING

SUSPENDED



indoor

Suspended



LUMINA

Carrasquet

171





Lumina transforms light into visible matter, creating atmospheres rich in warmth and character. A piece defined by both technical precision and emotional depth, with a pure form and a discreet yet unmistakable presence.



The elements can be linked, clustered or suspended, allowing for linear, angular or free-hanging configurations that flexibly adapt to each project. The result is a piece of both technical and emotional character, with a formal purity and a discreet yet unmistakable presence.

Each module can be installed independently or combined into more complex structures—up to three per driver. The elements can be linked, clustered or suspended, enabling linear, angular or free-hanging configurations that adapt flexibly to each project. Every composition blends naturally into the architecture, casting a balanced light that enhances usability and deepens the spatial experience.



The system is built around a striated glass module with a star-shaped profile—an intricate geometry that amplifies reflections and softens light diffusion, unveiling a warm texture that fosters a sense of wellbeing.



Lumina 64622-111






Lumina 64662-111



Lumina 64602-111


A collection of pendant luminaires that goes beyond function to become a tool for lighting architecture. Its language is understated and precise; its presence, calm and essential.

Lumina Carrasquet



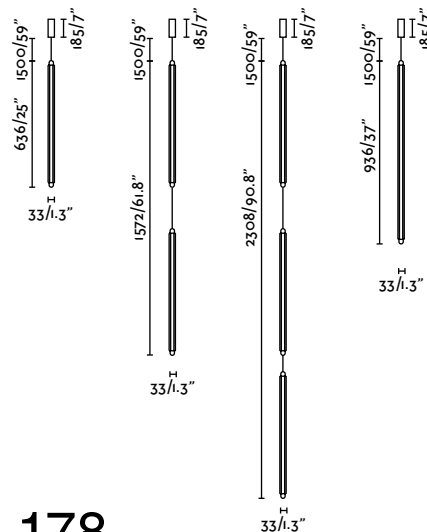
Serie	Color	Temperature	Instalation	Glass	Control
6460	600 1L Vertical	2 Black	-1 2200K	1 Transparent	D DALI
6462	600 2L Vertical	-2 2700K	3 Recessed Canopy		ON/OFF
6464	600 3L Vertical		* *Compatible with Neso Slim. Check our Architectural catalogue.		
6466	900 1L Vertical				
6461	600 1L Horizontal				
6467	900 1L Horizontal				
6468	1200 1L Horizontal				
6463	600 2L Swag				
6465	600 3L Swag				

Example 64602-111D — Lumina 600 1L Vertical Black 2200K Surface Canopy Transparent DALI

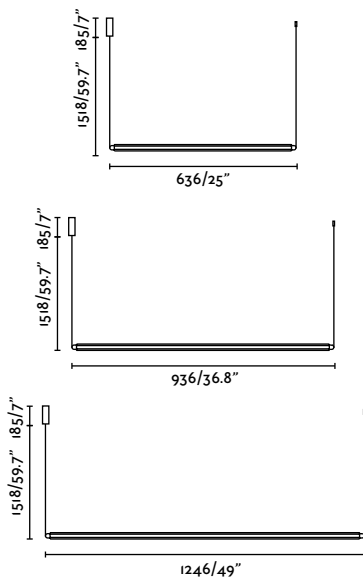


Connection Piece
64701 ● Black **8,30€**
Material Structure Steel

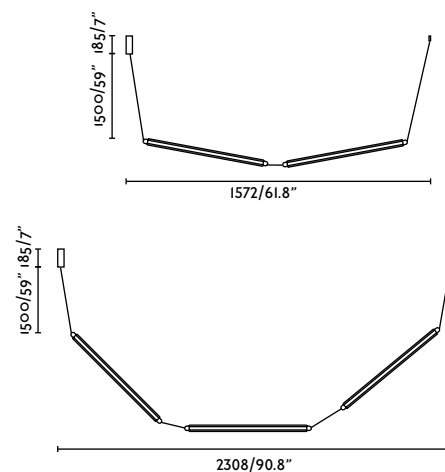
VERTICAL




HORIZONTAL



SWAG







Tierra, Mar and Aire (Earth, Sea and Air) arose from a concern about or interest in two concepts. First, an intention to democratise 3D printing on a large scale by integrating it as another industrial process in light manufacturing. Second, and most importantly, an interest in producing increasingly sustainable products and contributing to circularity. The project is something of a rallying cry encouraging us to consider our relationship with the planet in response to the current climate crisis. Nature does not generate waste: we must learn from it and move towards a more circular and sustainable product.

Tierra, Mar y Aire

Designed by Héctor Serrano

indoor

Suspended



Tierra 470
Héctor Serrano



20400 ● Structure Black
● Shade Beige 2.627,80€

Tierra 500
Héctor Serrano



20401 ● Structure Black
● Shade Beige 1.955,20€

Tierra 520
Héctor Serrano

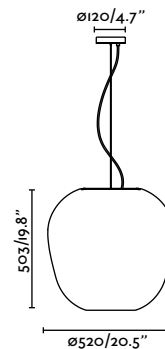
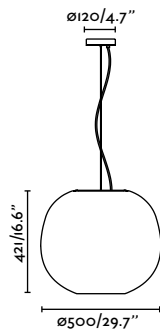
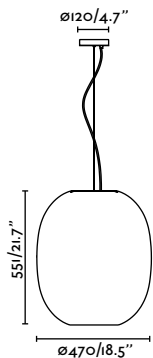


20402 ● Structure Black
● Shade Beige 2.943,20€

Material	Structure Steel Shade PLA + Pine Cellulose
Light Source	1 E27 LED G120 max. 20W
Bulb incl.	No
Recom. Bulb	17478
Class	II
Cable	2m

Material	Structure Steel Shade PLA + Pine Cellulose
Light Source	1 E27 LED G120 max. 20W
Bulb incl.	No
Recom. Bulb	17478
Class	II
Cable	2m

Material	Structure Steel Shade PLA + Pine Cellulose
Light Source	1 E27 LED G120 max. 20W
Bulb incl.	No
Recom. Bulb	17478
Class	II
Cable	2m



indoor

Suspended



Made from plant-based bioplastic, its forms evoke bee nests, merging digital craft and nature.

Mar H260
Héctor Serrano



20403 ● Structure Black
● Shade Green 2.140,20€

Mar H290
Héctor Serrano



20404 ● Structure Black
● Shade Green 2.480,70€

Mar H340
Héctor Serrano

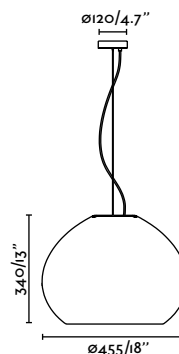
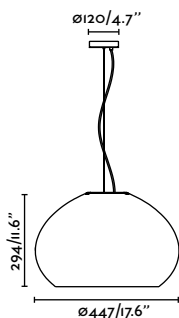
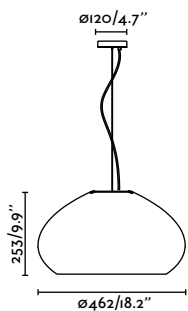


20405 ● Structure Black
● Shade Green 2.664,70€

Material	Structure Steel
	Shade Recycled Fishing Net
Light Source	1 E27 LED max. 15W
Bulb incl.	No
Recom. Bulb	17463
Class	II
Cable	2m

Material	Structure Steel
	Shade Recycled Fishing Net
Light Source	1 E27 LED max. 15W
Bulb incl.	No
Recom. Bulb	17463
Class	II
Cable	2m

Material	Structure Steel
	Shade Recycled Fishing Net
Light Source	1 E27 LED max. 15W
Bulb incl.	No
Recom. Bulb	17463
Class	II
Cable	2m



indoor

Suspended



Inspired by sea urchins, these luminaries are the result of the fusion of nature and 3D technology.

Aire 450
Héctor Serrano



20406 ● Structure White
● Shade Translucent 1.923,60€

Aire 650
Héctor Serrano



20407 ● Structure White
● Shade Translucent 3.016,80€

Aire 850
Héctor Serrano

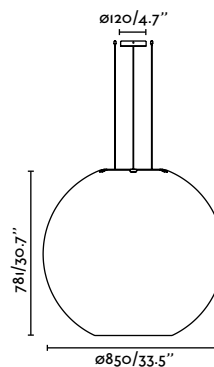
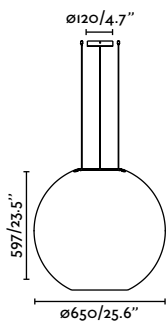
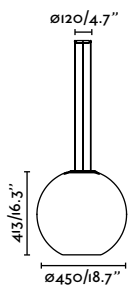


20408 ● Structure White
● Shade Translucent 4.094,00€

Material	Structure Steel
	Shade Recycled PETG
Light Source	1 E27 LED max. 15W
Bulb incl.	No
Recom. Bulb	17463
Class	II
Cable	3m

Material	Structure Steel
	Shade Recycled PETG
Light Source	1 E27 LED G120 max. 20W
Bulb incl.	No
Recom. Bulb	17478
Class	II
Cable	3m

Material	Structure Steel
	Shade Recycled PETG
Light Source	1 E27 LED G120 max. 20W
Bulb incl.	No
Recom. Bulb	17478
Class	II
Cable	3m



indoor

Suspended


Its crystalline texture and appearance
magically diffuse light through the shade of
the lamp.

Cata Pendant
Marina Milá

incl.

110V Check p. 30



NEW

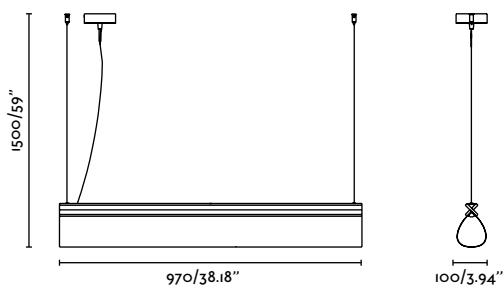


20329 ● Structure Wood 450,90€
 ● Shade Beige



Material	Structure Walnut Wood
	Shade Papyrus
Power	15W
Lumen Output	680lm
Light Source	SMD LED 2700K
Class	II
CRI	>80
Voltage	100V-240V/50/60Hz
Beam angle	120°
Cable	2m



Table&Floor **Surface**
 42 408



indoor

Suspended



The pendant version of Cata includes a cable and plug, offering two installation options: the cable can exit from either the center or one side of the lamp. This flexibility allows for optimized wiring and a clean, customized installation tailored to the design of the space.



Dome 29917


indoor

Suspended

Dome

Designed by Faro Lab

Dome is a complete and diverse collection. Not only is it available in table, floor, and pendant versions, but its shade also comes in two different sizes. Perfect for those looking for visual coherence in both contract and residential spaces.



Dome 29916

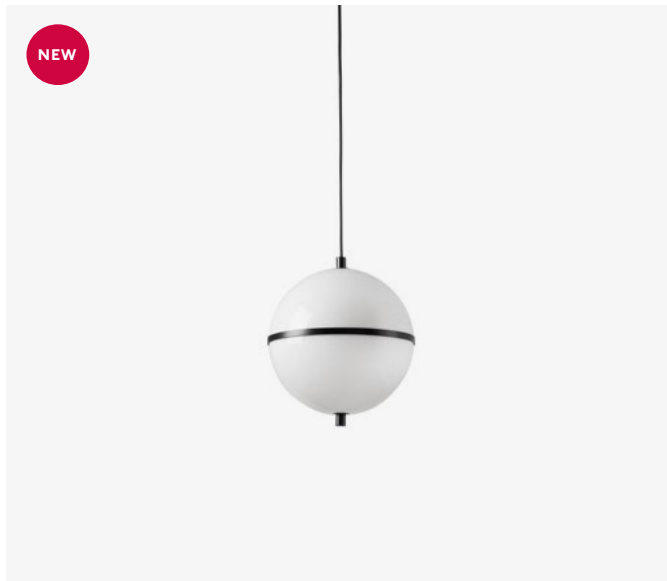


Dome 29918

Dome Pendant S

Faro Lab

110V Check p. 30




29916 ● Structure Satin Black
● Shade Gloss White 298,00€

Dome Pendant M

Faro Lab

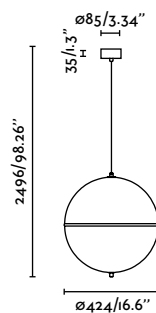
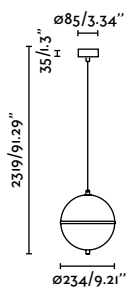
110V Check p. 30



29917 ● Structure Satin Black
● Shade Gloss White 516,80€

Material	Structure Steel
	Shade PMMA
Light Source	1 E27 LED G45 max. 15W
Bulb incl.	No
Recom. Bulb	17524
Class	II
Cable	2m

Material	Structure Steel
	Shade PMMA
Light Source	1 E27 LED G95 max. 20W
Bulb incl.	No
Recom. Bulb	17542
Class	II
Cable	2m



indoor

Suspended



Dome draws inspiration from the refined aesthetics of the 1970s, reimagined with modern materials and finishes. Its opal dome diffuses a warm, even light that transforms the space into a serene, timeless, and welcoming atmosphere.

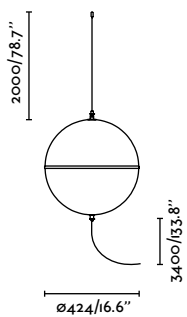
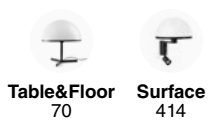
Dome 29917

Dome Pendant M Plug
Faro Lab



29918 ● **Structure** Satin Black 585,90€
 ● **Shade** Gloss White

Material	Structure Steel
	Shade PMMA
Light Source	1 E27 LED G95 max. 20W
Bulb incl.	No
Recom. Bulb	17542
Class	II
Cable	3.4m



indoor

Suspended



Isabelle Pendant 310

Héctor Serrano



28300 ● Structure Matt White
● Shade Opal 510,00€

Isabelle Pendant 400

Héctor Serrano



28301 ● Structure Matt White
● Shade Opal 577,50€

Isabelle Pendant 500

Héctor Serrano



28302 ● Structure Matt White
● Shade Opal 629,10€

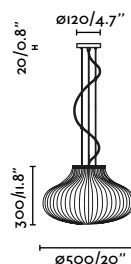

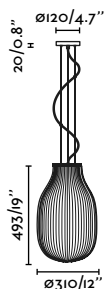
Material	Structure Steel
	Shade Glass
Light Source	1 E27 LED max. 15W
Bulb incl.	No
Recom. Bulb	17528
Class	II
Cable	2m

Material	Structure Steel
	Shade Glass
Light Source	1 E27 LED max. 15W
Bulb incl.	No
Recom. Bulb	17528
Class	II
Cable	2m

Material	Structure Steel
	Shade Glass
Light Source	1 E27 LED max. 15W
Bulb incl.	No
Recom. Bulb	17528
Class	II
Cable	2m



Surface
512





Three models that can be implemented individually or together depending on architectural needs.

Tatawin Glass S

Adolfo Abejón



20339-116	● Structure Satin Black ● Shade Opal	147,30€
20339-117	● Structure Satin Black ● Shade Gloss Black	147,30€

Material	Structure Steel Shade Glass
Light Source	1 E27 LED G45 max. 15W
Bulb incl.	No
Recom. Bulb	17462
Class	II
Cable	2m

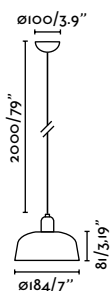
Tatawin Metal S

Adolfo Abejón



20339-140	● Structure Satin Black ● Shade Gloss White	147,30€
20339-141	● Structure Satin Black ● Shade Gloss Black	147,30€
20339-142	● Structure Satin Black ● Shade Gloss Grayish Blue	147,30€
20339-143	● Structure Satin Black ● Shade Gloss Reddish Orange	147,30€
20339-144	● Structure Satin Black ● Shade Gloss Green	147,30€

Material	Structure Steel Shade Steel
Light Source	1 E27 LED G45 max. 15W
Bulb incl.	No
Recom. Bulb	17462
Class	II
Cable	2m



indoor

Suspended



The shape of the lampshade is reminiscent of the upper part of the characteristic houses of Tataouine, a city located in the south-east of Tunisia.

Tatawin Glass M

Adolfo Abejón



20339-119	● Structure Satin Black ● Shade Opal	183,60€
20339-120	● Structure Satin Black ● Shade Gloss Black	183,60€

Material	Structure Steel Shade Glass
Light Source	1 E27 LED max. 15W
Bulb incl.	No
Recom. Bulb	17463
Class	II
Cable	2m

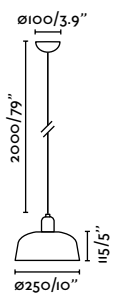
Tatawin Metal M

Adolfo Abejón



20339-145	● Structure Satin Black ● Shade Gloss White	183,60€
20339-146	● Structure Satin Black ● Shade Gloss Black	183,60€
20339-147	● Structure Satin Black ● Shade Gloss Grayish Blue	183,60€
20339-148	● Structure Satin Black ● Shade Gloss Reddish Orange	183,60€
20339-149	● Structure Satin Black ● Shade Gloss Green	183,60€

Material	Structure Steel Shade Steel
Light Source	1 E27 LED max. 15W
Bulb incl.	No
Recom. Bulb	17463
Class	II
Cable	2m



indoor

Suspended



Tatawin Glass S Lineal

Adolfo Abejón

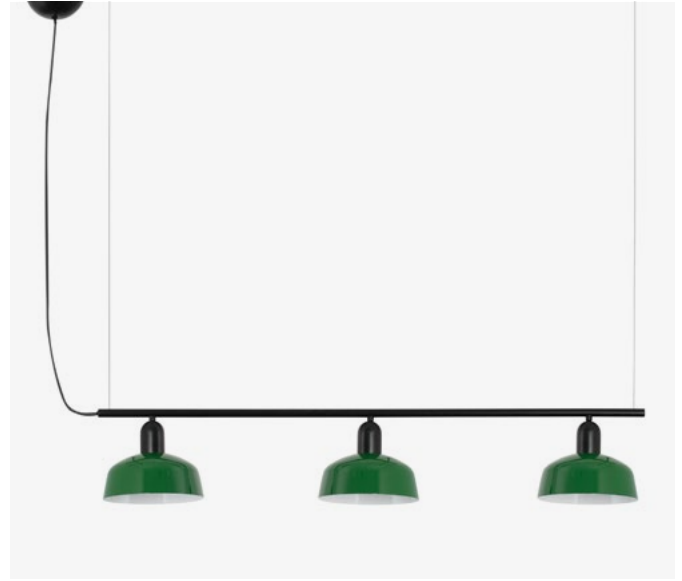


20338-116	● Structure Satin Black ● Shade Opal	498,60€
20338-117	● Structure Satin Black ● Shade Gloss Black	498,60€

Material	Structure Steel
	Shade Glass
Light Source	3 E27 LED G45 max. 15W
Bulb incl.	No
Recom. Bulb	17462
Class	II
Cable	2m

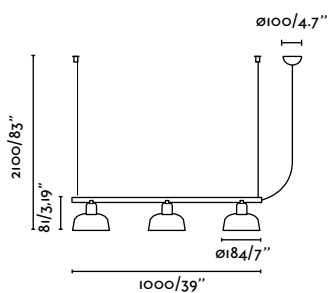
Tatawin Metal S Lineal

Adolfo Abejón



20338-140	● Structure Satin Black ● Shade Gloss White	498,60€
20338-141	● Structure Satin Black ● Shade Gloss Black	498,60€
20338-142	● Structure Satin Black ● Shade Gloss Grayish Blue	498,60€
20338-143	● Structure Satin Black ● Shade Gloss Reddish Orange	498,60€
20338-144	● Structure Satin Black ● Shade Gloss Green	498,60€

Material	Structure Steel
	Shade Steel
Light Source	3 E27 LED G45 max. 15W
Bulb incl.	No
Recom. Bulb	17462
Class	II
Cable	2m



indoor

Suspended



Tatawin Glass M Lineal

Adolfo Abejón




20338-119	● Structure Satin Black ● Shade Opal	607,50€
20338-120	● Structure Satin Black ● Shade Gloss Black	607,50€

Material	Structure Steel Shade Glass
Light Source	3 E27 LED max. 15W
Bulb incl.	No
Recom. Bulb	17463
Class	II
Cable	2m

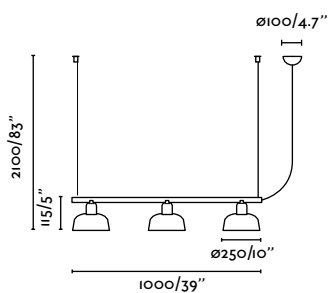
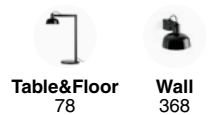
Tatawin Metal M Lineal

Adolfo Abejón



20338-145	● Structure Satin Black ● Shade Gloss White	607,50€
20338-146	● Structure Satin Black ● Shade Gloss Black	607,50€
20338-147	● Structure Satin Black ● Shade Gloss Grayish Blue	607,50€
20338-148	● Structure Satin Black ● Shade Gloss Reddish Orange	607,50€
20338-149	● Structure Satin Black ● Shade Gloss Green	607,50€

Material	Structure Steel Shade Steel
Light Source	3 E27 LED max. 15W
Bulb incl.	No
Recom. Bulb	17463
Class	II
Cable	2m



indoor

Suspended



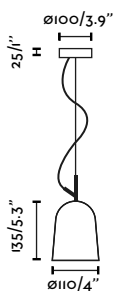
Studio 110
Nahrang

110V Check p. 30



28260	● Structure Matt Black ● Shade Matt Black	104,60€
28261	● Structure Matt Black ● Shade Matt White	104,60€
28262	● Structure Matt Black ● Shade Matt Green	104,60€
28277	● Structure Matt Black ● Shade Matt Blue	104,60€
28278	● Structure Matt Black ● Shade Matt Pink	104,60€

Material	Structure Steel Shade Steel
Light Source	1 E14 LED max. 8W
Bulb incl.	No
Recom. Bulb	17461
Class	II
Cable	2m



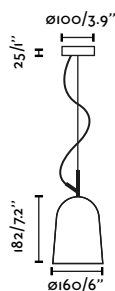
Studio 160
Nahrang

110V Check p. 30



28263	● Structure Matt Black ● Shade Matt Black	136,20€
28264	● Structure Matt Black ● Shade Matt White	136,20€
28265	● Structure Matt Black ● Shade Matt Green	136,20€
28279	● Structure Matt Black ● Shade Matt Blue	136,20€
28280	● Structure Matt Black ● Shade Matt Pink	136,20€

Material	Structure Steel Shade Steel
Light Source	1 E27 LED max. 15W
Bulb incl.	No
Recom. Bulb	17463
Class	II
Cable	2m



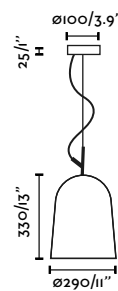
Studio 290
Nahrang

ETL 110V Check p. 30



28283	● Structure Matt Black ● Shade Matt Black	233,60€
28284	● Structure Matt Black ● Shade Matt White	233,60€
28285	● Structure Matt Black ● Shade Matt Green	233,60€
28286	● Structure Matt Black ● Shade Matt Blue	233,60€
28287	● Structure Matt Black ● Shade Matt Pink	233,60€

Material	Structure Steel Shade Steel
Light Source	1 E27 LED G95 max. 15W
Bulb incl.	No
Recom. Bulb	17464
Class	II
Cable	2m



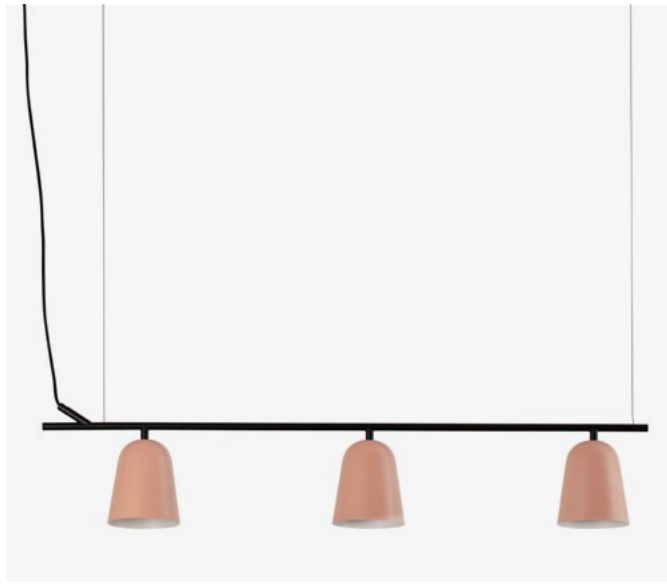
indoor

Suspended



Studio Lineal

Nahtrang



28266	● Structure Matt Black ● Shade Matt Black	262,70€
28267	● Structure Matt Black ● Shade Matt White	262,70€
28268	● Structure Matt Black ● Shade Matt Green	262,70€
28281	● Structure Matt Black ● Shade Matt Blue	262,70€
28282	● Structure Matt Black ● Shade Matt Pink	262,70€

Material	Structure Steel
	Shade Steel
Light Source	3 E14 LED max. 8W
Bulb incl.	No
Recom. Bulb	17461
Class	II
Cable	2m



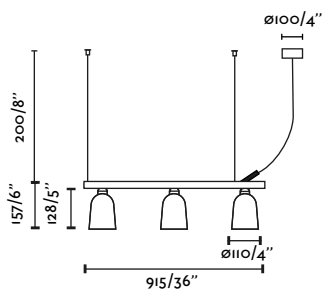
Table&Floor
96



Wall
338



Clip-on
166



indoor

Suspended



Vico 600
Faro Lab

incl. DIM TRIAC


110V Check p. 30



61101 Surface	● Structure Matt Black ● Diffuser Opal	297,60€
61105 Recessed	● Structure Matt Black ● Diffuser Opal	389,00€



Surface



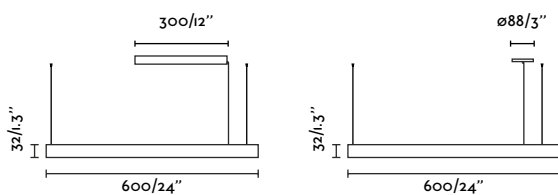
Recessed

Material	Structure Aluminium
	Diffuser PC
Power	15W
Lumen Output	925lm
Light Source	SMD LED 2700K
Class	II
CRI	≥90
Voltage	220V-240V/50/60Hz
Beam angle	110°
Cable	2m



Vico Accessory joint kit

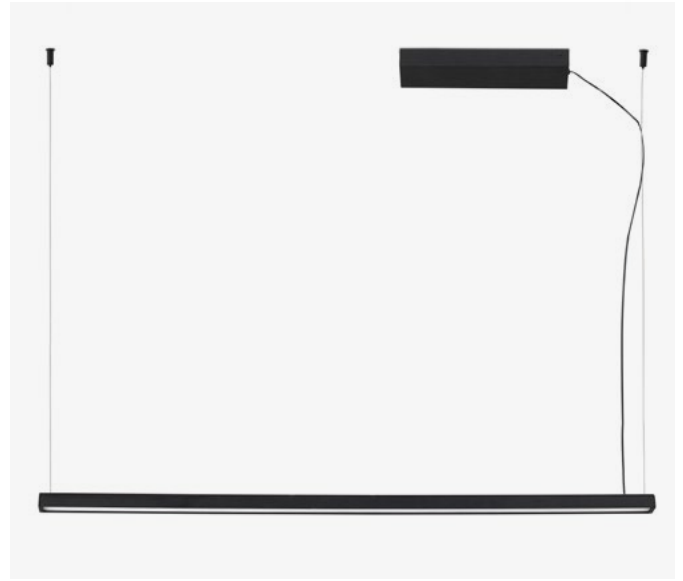
61117	● Matt Black	13,00€
Material	Structure Steel	



Vico 1150
Faro Lab

incl. DIM TRIAC


110V Check p. 30



61103 Surface	● Structure Matt Black ● Diffuser Opal	407,00€
61104 Recessed	● Structure Matt Black ● Diffuser Opal	488,00€

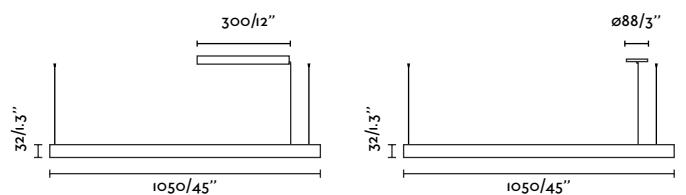


Surface



Recessed

Material	Structure Aluminium
	Diffuser PC
Power	30W
Lumen Output	1703lm
Light Source	SMD LED 2700K
Class	II
CRI	≥90
Voltage	220V-240V/50/60Hz
Beam angle	110°
Cable	2m



*More dimmable options under request

indoor

Suspended



Venice 160
Adolfo Abejón



64255	● Structure Black ● Shade Gloss White	166,10€
64256	● Structure Black ● Shade Gloss Black	166,10€
64258	● Structure Black Shade White & Gloss Black	166,10€
64257	● Structure Black ● Shade Gloss Pink	166,10€
64259	● Structure Black ● Shade Gloss Blue	166,10€

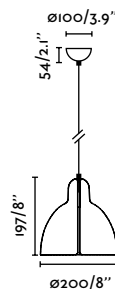
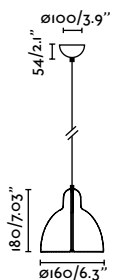

Material	Structure Steel Shade Ceramic
Light Source	1 E27 LED max. 15W
Bulb incl.	No
Recom. Bulb	17463
Class	II
Cable	2m

Venice 200
Adolfo Abejón



64255-124	● Structure Black ● Shade Gloss White	270,50€
64255-125	● Structure Black ● Shade Gloss Black	279,10€
64255-126	● Structure Black ● Shade Gloss Pink	275,20€
64255-128	● Structure Black ● Shade Gloss Blue	381,30€
64255-127	● Structure Black Shade White & Gloss Black	286,10€

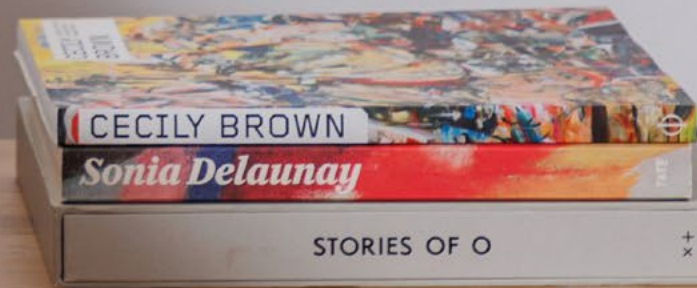
Material	Structure Steel Shade Ceramic
Light Source	1 E27 LED max. 15W
Bulb incl.	No
Recom. Bulb	17463
Class	II
Cable	2m



*Compatible with track system on page 287

indoor

Suspended



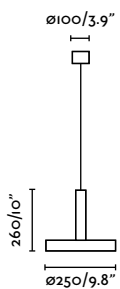
Whizz Pendant

Christoph Friedrich Wagner



20160	●● Structure Black + Satin Gold	140,90€
20161	●● Structure Satin Gold + Black	141,00€
20169	●● Structure Blue + White	141,00€

Material	Structure Steel
Light Source	1 E27 LED max. 15W
Bulb incl.	No
Recom. Bulb	17496
Class	II
Cable	1.5m





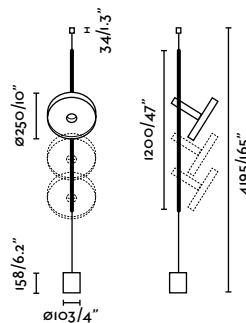
Whizz Pendant Floor

Christoph Friedrich Wagner



20166-95	●● Structure Black ●● Shade Black + Satin Gold	290,20€
20166-96	●● Structure Black ●● Shade Satin Gold + Black	290,20€

Material	Structure Steel
	Shade Steel
Light Source	1 E27 LED max. 15W
Bulb incl.	No
Recom. Bulb	17496
Class	II
Cable	3.4m



*Compatible with track system on page 287

indoor

Suspended



Kombo 120
Nutcreatives



68591-1L ● Structure Matt Black
● Shade Grey 98,10€

68592-1L ● Structure Matt Black
● Shade Beige 98,10€

Material	Structure Steel Shade Steel
Light Source	1 E27 LED A60 max. 15W
Bulb incl.	No
Recom. Bulb	17463
Class	II
Cable	1.5m




Kombo 200
Nutcreatives



68593-1L ● Structure Matt Black
● Shade Grey 117,50€

68594-1L ● Structure Matt Black
● Shade Beige 117,70€

Material	Structure Steel Shade Steel
Light Source	1 E27 LED max. 15W
Bulb incl.	No
Recom. Bulb	17463
Class	II
Cable	1.5m



Kombo 400
Nutcreatives




68595-1L ● Structure Matt Black
● Shade Grey 134,20€

68596-1L ● Structure Matt Black
● Shade Beige 134,20€

68597-1L ● Structure Matt Black
● Shade Terracotta 135,70€

Material	Structure Steel Shade Steel
Light Source	1 E27 LED max. 15W
Bulb incl.	No
Recom. Bulb	17463
Class	II
Cable	1.5m



*Compatible with track system on page 287

indoor

Suspended



Kombo 68591-1L


217

Nina



22023	● Structure Matt Black ● Diffuser Transparent	76,30€
22024	● Structure Matt White ● Diffuser Transparent	76,30€
22025	● Structure Satin Gold ● Diffuser Transparent	80,80€

Material	Structure Aluminium Diffuser PMMA
Power	4W
Lumen Output	108lm
Light Source	SMD LED 2700K
Class	II
CRI	90
Voltage	220V-240V/50/60Hz
Beam angle	38°
Cable	1.5m



*Compatible with Neso Slim. Check our Architectural catalogue.


Plat

110V Check p. 30



68145	● Structure Matt Black	114,60€
68146	● Structure Matt White	114,60€

Material	Structure Steel
Light Source	1 E27 LED max. 15W
Bulb incl.	No
Recom. Bulb	17271
Class	II
Cable	1.5m



*Compatible with track system on page 287

indoor

Suspended



Side 200 Pendant
Àlex & Manel Llusçà

110V Check p. 30



62139 **Structure** Matt Black +
Satin Copper **81,30€**
Diffuser Opal

Material	Structure Steel
	Diffuser Glass
Light Source	1 G9 LED max. 6W
Bulb incl.	No
Recom. Bulb	17443
Class	II
Cable	1.5m

Pluma
Nahrang

incl.



64172 **Structure** Matt Black +
Matt Gold **132,50€**
Diffuser Opal

Material	Structure Aluminium
	Diffuser PMMA
Power	6W
Lumen Output	161lm
Light Source	SMD LED 3000K
Class	II
CRI	>80
Voltage	220V-240V/50/60Hz
Cable	1.5m

Marisol

incl. DIM TRIAC

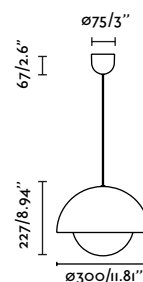
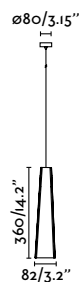
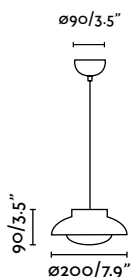


60012 **Structure** Matt White **299,00€**
Diffuser Opal
60013 **Structure** Matt Black **299,00€**
Diffuser Opal

Material	Structure Steel
	Diffuser Glass
Power	14,5W
Lumen Output	887lm
Light Source	SMD LED 2700K
Class	I
CRI	90
Voltage	220V-240V/50/60Hz
Cable	1.5m



Ceiling
316



*Compatible with track system on page 287

indoor

Suspended



Mine Glass Pendant

Nahtrang

110V Check p. 30



28375	● Structure Matt White ● Diffuser Opal	182,20€
28376	● Structure Dark Grey ● Diffuser Opal	182,20€

Mine PC Pendant

Nahtrang

110V Check p. 30



28209	● Structure Matt White ● Diffuser Opal	189,30€
28210	● Structure Dark Grey ● Diffuser Opal	189,30€

Material	Structure Aluminium + Beech wood
	Diffuser Glass
Light Source	1 E27 LED max. 15W
Bulb incl.	No
Recom. Bulb	17463
Class	II
Cable	4m

Material	Structure Aluminium + Beech wood
	Diffuser PC
Light Source	1 E27 LED max. 15W
Bulb incl.	No
Recom. Bulb	17463
Class	II
Cable	4m

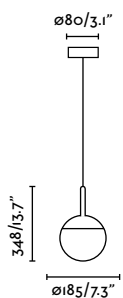


Table
52

*Compatible with track system on page 287

indoor

Suspended



Le Vita Pendant
Nahtrang



110V Check p. 30



29691	● Structure Gloss Gold ● Diffuser Opal	606,30€
29696	● Structure Matt Black ● Diffuser Opal	572,10€

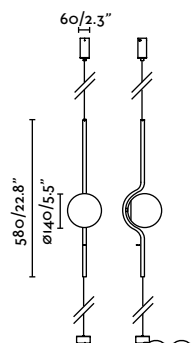
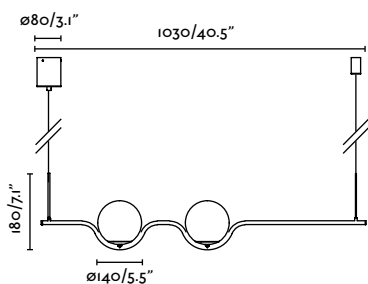

Material	Structure Steel
	Diffuser Glass
Power	14W
Lumen Output	1392lm
Light Source	SMD LED 2700K
Class	I
CRI	>80
Voltage	220V-240V/50/60Hz
Cable	1.5m

Le Vita Pendant Floor
Nahtrang



29694	● Structure Gloss Gold ● Diffuser Opal	460,50€
29699	● Structure Matt Black ● Diffuser Opal	446,40€

Material	Structure Steel
	Diffuser Glass
Power	7W
Lumen Output	694lm
Light Source	SMD LED 2700K
Class	II
CRI	>80
Voltage	220V-240V/50/60Hz
Cable	1.5m



*Max. ceiling height 3mts.

indoor

Suspended



Marlin

110V Check p. 30



64133 **Structure** Old Gold
Shade Matt Black 75,40€

Material	Structure Steel Shade Steel
Light Source	1 E27 LED max. 15W
Bulb incl.	No
Recom. Bulb	17428
Class	I
Cable	1.5m



Retro Pendant Àlex & Manel Llusçà

110V Check p. 30




20050 **Structure** Matt Black
+ Chrome 63,80€

Material	Structure Steel
Light Source	1 E14 LED max. 8W
Bulb incl.	No
Recom. Bulb	17461
Class	I
Cable	1.6m



Claire

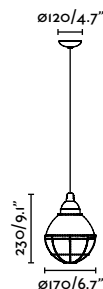
110V Check p. 30



62802 **Structure** Gloss Black
Shade Gloss Black 107,40€

62803 **Structure** Gloss Black
Shade Gloss Green 107,40€

Material	Structure Steel Shade Steel
Light Source	1 E27 LED max. 15W
Bulb incl.	No
Recom. Bulb	17426
Class	I
Cable	1.4m



Wall
360

*Compatible with track system on page 287

*Compatible with track system on page 284



Brume Pendant
Àlex & Manel Llusçà

IP44  incl.

Art

110V Check p. 30




40078 **Structure** Anthracite
 Diffuser Opal 167,20€



64137 **Structure** Old Gold 44,20€
 65134 **Structure** Black 45,80€

Material	Structure Steel
	Diffuser Glass
Power	3W
Lumen Output	168lm
Light Source	SMD LED 2700K
Class	II
CRI	>80
Voltage	220V-240V/50/60Hz
Cable	1m

Material	Structure Steel
Light Source	1 E27 LED max. 15W
Bulb incl.	No
Recom. Bulb	17425
Class	I
Cable	2m



*Compatible with track system on page 287

indoor

Suspended



Diana 400



Diana 600



Diana 800



22005	● Structure Black ● Diffuser Transparent	85,70€
22006	● Structure Dark Brown ● Diffuser Transparent	85,70€
22007	● Structure Matt White ● Diffuser Transparent	85,70€
22008	● Structure Satin Gold ● Diffuser Transparent	97,50€



22011	● Structure Black ● Diffuser Transparent	94,50€
22012	● Structure Dark Brown ● Diffuser Transparent	94,50€
22013	● Structure Matt White ● Diffuser Transparent	94,50€
22014	● Structure Satin Gold ● Diffuser Transparent	104,50€

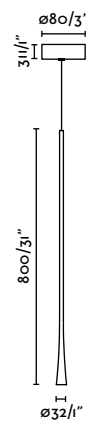
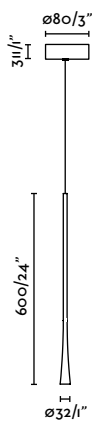


22017	● Structure Black ● Diffuser Transparent	102,10€
22018	● Structure Dark Brown ● Diffuser Transparent	102,10€
22019	● Structure Matt White ● Diffuser Transparent	102,10€
22020	● Structure Satin Gold ● Diffuser Transparent	124,60€

Material	Structure Aluminium Diffuser PC
Power	6W
Lumen Output	317lm
Light Source	SMD LED 2700K
Class	II
CRI	90
Voltage	220V-240V/50/60Hz
Beam angle	18°
Cable	1.5m

Material	Structure Aluminium Diffuser PC
Power	6W
Lumen Output	317lm
Light Source	SMD LED 2700K
Class	II
CRI	90
Voltage	220V-240V/50/60Hz
Beam angle	18°
Cable	1.5m

Material	Structure Aluminium Diffuser PC
Power	6W
Lumen Output	317lm
Light Source	SMD LED 2700K
Class	II
CRI	90
Voltage	220V-240V/50/60Hz
Beam angle	18°
Cable	1.5m



*Compatible with Neso Slim. Check our Architectural catalogue.

indoor

Suspended



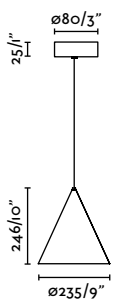
With its ultra-thin, vertical hanging structure, Diana provides ideal accent lighting to bring out the finest details in any space.

Lina



22028	● Structure Black ● Diffuser Translucent	147,80€
22029	● Structure White ● Diffuser Translucent	147,80€

Material	Structure Aluminium Shade Aluminium Diffuser PC
Power	12W
Lumen Output	524lm
Light Source	LED MODULE 2700K
Class	II
CRI	90
Voltage	220V-240V/50/60Hz
Beam angle	85°
Cable	1.5m

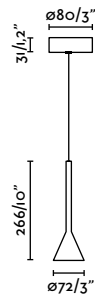


Anna



22032	● Structure Black ● Diffuser Transparent	98,60€
22033	● Structure White ● Diffuser Transparent	98,60€

Material	Structure Aluminium Shade Aluminium Diffuser PMMA
Power	4W
Lumen Output	205lm
Light Source	SMD LED 2700K
Class	II
CRI	90
Voltage	220V-240V/50/60Hz
Beam angle	18°
Cable	1.5m



*Compatible with Neso Slim. Check our Architectural catalogue.


indoor

Suspended




Pam 165



64160  **Structure** Matt Black + Matt Gold
 ● **Diffuser** Opal 129,90€

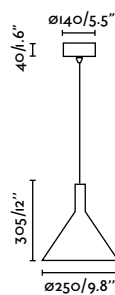
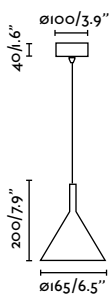
Pam 250



64162  **Structure** Matt Black + Matt Gold
 ● **Diffuser** Opal 231,50€

Material	Structure Steel
	Diffuser PMMA
Power	11W
Lumen Output	1050lm
Light Source	SMD LED 3000K
Class	II
CRI	>80
Voltage	220V-240V/50/60Hz
Beam angle	120°
Cable	1.5m

Material	Structure Steel
	Diffuser PMMA
Power	24W
Lumen Output	1968lm
Light Source	SMD LED 3000K
Class	II
CRI	>80
Voltage	220V-240V/50/60Hz
Beam angle	120°
Cable	1.5m



indoor

Suspended

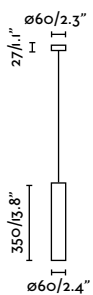



Stan Pendant



43754	Structure Matt White + Matt Black	101,50€
43755	Structure Matt Black + Matt Black	101,50€
43756	Structure Satin Gold + Matt Black	126,20€

Material	Structure Aluminium + ABS
Light Source	1 GU10 LED max. 5W
Bulb incl.	No
Recom. Bulb	17334
Class	I
Cable	1.2m



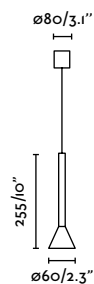
Danka

incl.



64223	Structure Satin Gold + Matt Black Diffuser Transparent	101,30€
-------	---	---------

Material	Structure Steel + Aluminium
	Diffuser PMMA
Power	6W
Lumen Output	440lm
Light Source	COB LED 3000K
Class	II
CRI	>80
Voltage	220V-240V/50/60Hz
Beam angle	60°
Cable	1.5m



*Compatible with track system on page 287

indoor

Suspended



Cocotte Pendant 430

Jordi Llopis



incl.

110V Check p. 30

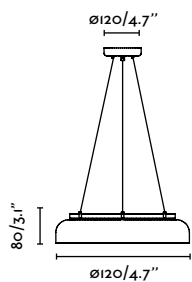


64262	<ul style="list-style-type: none">● Structure Gloss White● Diffuser Opal	268,60€
64263	<ul style="list-style-type: none">● Structure Gloss Black● Diffuser Opal	268,60€

Material	Structure Aluminium
	Diffuser PMMA
Power	30W
Lumen Output	2072lm
Light Source	SMD LED 3000K
Class	I
CRI	>80
Voltage	220V-240V/50/60Hz
Cable	1.1m



Ceiling
318



indoor

Suspended

BIENVENIDO
A CASA!!!
07. '09
GRACIES
FAMILY!
HOLI!
COMIDA
Solo CARB
arroz
verduras
CENA
-verdura
-salmon
-memelada frutos del
bosque
mayonesa
sal coquina



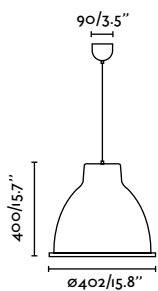
Charlotte

110V Check p. 30



68563 Structure Matt White
 Diffuser Opal 300,10€

Material	Structure Steel
	Diffuser PC
Light Source	1 E27 LED max. 15W
Bulb incl.	No
Recom. Bulb	17464
Class	I
Cable	1.2m



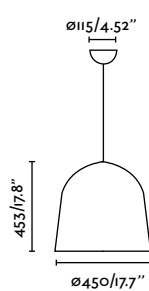
Crater

110V Check p. 30



68461 Structure Matt Black +
 Matt Gold 549,90€

Material	Structure Aluminium
Light Source	3 E27 LED max. 15W
Bulb incl.	No
Recom. Bulb	17463
Class	II
Cable	1.5m



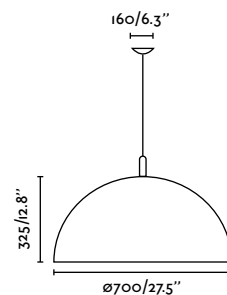
Magma

110V Check p. 30



28398 Structure Matt White +
 Matt Silver 999,00€
 28399 Structure Matt White +
 Matt Gold 999,00€
 29468 Structure Matt Black +
 Matt Gold 1.028,60€

Material	Structure Fiber Glass
Light Source	3 E27 LED max. 15W
Bulb incl.	No
Recom. Bulb	17464
Class	I
Cable	2m



*Compatible with track system on page 287

indoor

Suspended

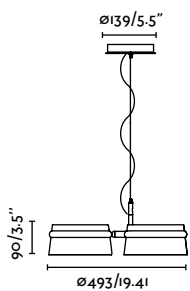



Loop Pendant
Estudi Ribaudí



29397	<ul style="list-style-type: none"> ● Structure Matt Black ● Shade Ash Wood ● Diffuser Translucent 	458,20€
29567	<ul style="list-style-type: none"> ● Structure Matt Black ● Shade Cherry Wood ● Diffuser Translucent 	458,20€

Material	Structure Steel
	Shade Wood
	Diffuser PMMA
Power	18W
Lumen Output	663lm
Light Source	SMD LED 2700K
Class	II
CRI	>80
Voltage	100V-240V/50/60Hz
Cable	1.2m



indoor

Suspended



Confetti Pendant 300

Nutcreatives



68600-50

● **Structure** Matt Black
 ● **Shade** White & Black

158,30€

Confetti Pendant 450

Nutcreatives



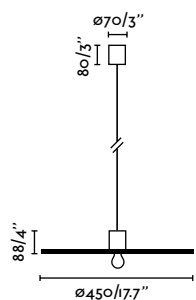
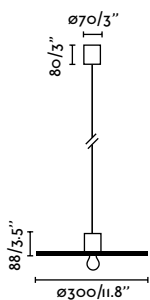
68600-51

● **Structure** Matt Black
 ● **Shade** White & Black

170,90€

Material	Structure Aluminium
	Shade Recycled PET
Light Source	1 E27 LED max. 15W
Bulb incl.	No
Recom. Bulb	17463
Class	II
Cable	1.5m

Material	Structure Aluminium
	Shade Recycled PET
Light Source	1 E27 LED max. 15W
Bulb incl.	No
Recom. Bulb	17464
Class	II
Cable	1.5m



Wall
508

indoor

Suspended



Locally produced, made from recycled plastic from bottle caps.

Costas Pendant 600

Àlex & Manel Llusçà



68590-69

● Structure Matt Black
● Shade Rattan

136,70€

Costas Pendant 1000

Àlex & Manel Llusçà



68590-70

● Structure Matt Black
● Shade Rattan


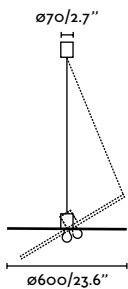
208,10€

Material	Structure Steel
	Shade Rattan
Light Source	1 E27 LED max. 15W
Bulb incl.	No
Recom. Bulb	17426
Class	II
Cable	1.5m


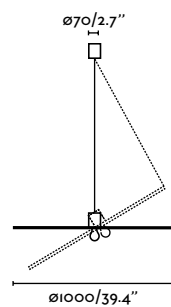
Material	Structure Steel
	Shade Rattan
Light Source	1 E27 LED max. 15W
Bulb incl.	No
Recom. Bulb	17426
Class	II
Cable	1.5m



Wall
510



Hook accessory



Hook accessory


indoor

Suspended



Saipan 225


Faro Lab



65134-76 ● Structure Black
● Shade Rattan 90,60€

Tupai 300

Faro Lab



65134-77 ● Structure Black
● Shade Rattan 151,40€

Sumba Pendant

Faro Lab



65134-72 ● Structure Black
● Shade Rattan 217,80€

Material	Structure Steel
	Shade Rattan
Light Source	1 E27 LED max. 15W
Bulb incl.	No
Recom. Bulb	17426
Class	I
Cable	2m

Material	Structure Steel
	Shade Rattan
Light Source	1 E27 LED max. 15W
Bulb incl.	No
Recom. Bulb	17426
Class	I
Cable	2m

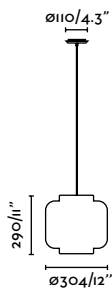

Material	Structure Steel
	Shade Rattan
Light Source	1 E27 LED max. 15W
Bulb incl.	No
Recom. Bulb	17426
Class	I
Cable	2m



Table
54



Wall
424



indoor

Suspended




Haka 250
Faro Lab




65134-73 ● Structure Black
● Shade Rattan 108,80€

Haka 300
Faro Lab



65134-74 ● Structure Black
● Shade Rattan 130,60€

Haka 530
Faro Lab

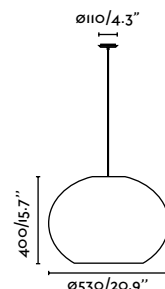
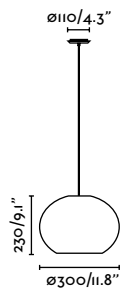



65134-75 ● Structure Black
● Shade Rattan 314,80€

Material	Structure Steel
	Shade Rattan
Light Source	1 E27 LED max. 15W
Bulb incl.	No
Recom. Bulb	17426
Class	I
Cable	2m

Material	Structure Steel
	Shade Rattan
Light Source	1 E27 LED max. 15W
Bulb incl.	No
Recom. Bulb	17426
Class	I
Cable	2m

Material	Structure Steel
	Shade Rattan
Light Source	1 E27 LED max. 15W
Bulb incl.	No
Recom. Bulb	17426
Class	I
Cable	2m



indoor

Suspended



Mambo Pendant 210

Faro Lab



Standard Canopy

64315-47 ● Structure Matt Black
● Shade Rattan 160,50€

Displaced Canopy

64314-47 ● Structure Matt Black
● Shade Rattan 160,00€

Mambo Pendant 320

Faro Lab



Standard Canopy

64315-48 ● Structure Matt Black
● Shade Rattan 190,70€

Displaced Canopy

64314-48 ● Structure Matt Black
● Shade Rattan 190,20€

Mambo Pendant 450

Faro Lab



Standard Canopy

64315-49 ● Structure Matt Black
● Shade Rattan 228,60€

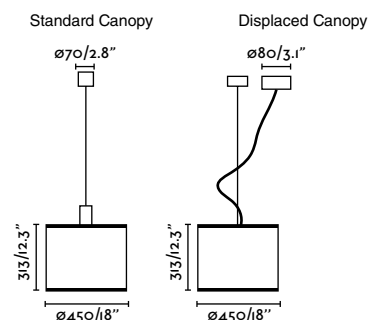
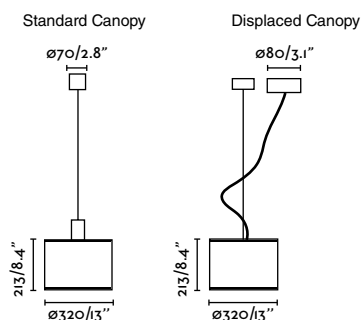
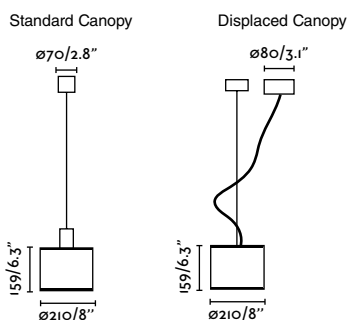

Displaced Canopy

64314-49 ● Structure Matt Black
● Shade Rattan 228,10€

Material	Structure Steel
	Shade Rattan
Light Source	1 E27 LED max. 15W
Bulb incl.	No
Recom. Bulb	17463
Class	II
Cable	1.5m

Material	Structure Steel
	Shade Rattan
Light Source	1 E27 LED max. 15W
Bulb incl.	No
Recom. Bulb	17463
Class	II
Cable	1.5m

Material	Structure Steel
	Shade Rattan
Light Source	1 E27 LED max. 15W
Bulb incl.	No
Recom. Bulb	17463
Class	II
Cable	1.5m



*Compatible with track system on page 287

indoor

Suspended



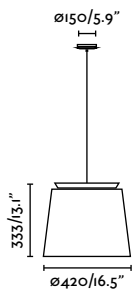
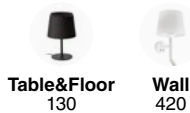
Savoy Pendant 420

Isaac Piñeiro



20308-89	● Structure White ● Shade White	177,70€
20309-90	● Structure Black ● Shade Black	177,70€
20309-91	● Structure Black ● Shade Green	177,70€

Material	Structure Steel
	Shade Textile
Light Source	1 E27 LED max. 15W
Bulb incl.	No
Recom. Bulb	17464
Class	II
Cable	0.8m



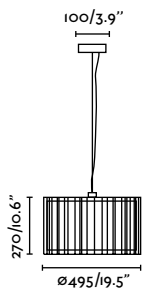
Linda Pendant

Estudi Ribaudí



29309	● Structure Matt White ● Shade Beige	257,60€
29313	● Structure Matt Black ● Shade Beige	257,60€

Material	Structure Steel
	Shade Textile
Light Source	1 E27 LED max. 15W
Bulb incl.	No
Recom. Bulb	17464
Class	I
Cable	1.2m



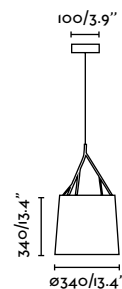
Tree Pendant

Estudi Ribaudí



29864	● Structure Matt Black ● Shade Black	228,70€
29865	● Structure Matt White ● Shade White	228,70€

Material	Structure Steel
	Shade Textile
Light Source	1 E27 LED max. 15W
Bulb incl.	No
Recom. Bulb	17464
Class	I
Cable	1.3m



*Compatible with track system on page 287

indoor

Suspended



Aina



64174 ● Structure Matt White
● Shade White
● Diffuser Opal 313,50€

Seven Pendant 400

110V Check p. 30



68283 ● Structure Matt White
● Shade White
● Diffuser White 142,60€

Seven Pendant 500

110V Check p. 30



68284 ● Structure Matt White
● Shade White
● Diffuser White 195,90€

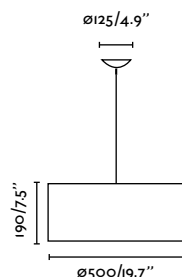
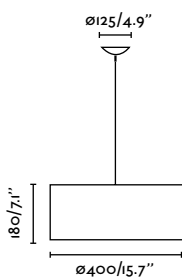
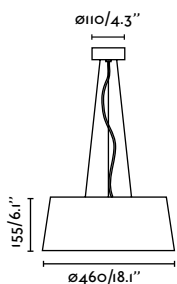
Material	Structure Steel
	Shade Textile
	Diffuser PC
Power	40W
Lumen Output	3476lm
Light Source	SMD LED 2700K
Class	II
CRI	>80
Voltage	220V-240V/50/60Hz
Cable	1.3m

Material	Structure Steel
	Shade Textile
	Diffuser Textile
Light Source	2 E27 LED max. 15W
Bulb incl.	No
Recom. Bulb	17463
Class	I
Cable	0.9m

Material	Structure Steel
	Shade Textile
	Diffuser Textile
Light Source	3 E27 LED max. 15W
Bulb incl.	No
Recom. Bulb	17463
Class	I
Cable	0.9m



Ceiling 322



*Compatible with track system on page 287

indoor

Suspended



Conga Pendant 500

Faro Lab

110V Check p. 30



Standard Canopy

64315-54	● Structure Matt Black ● Shade White ● Diffuser White	196,00€
64315-55	● Structure Matt Black ● Shade Beige ● Diffuser White	196,00€
64315-56	● Structure Matt Black ● Shade Black ● Diffuser White	196,00€

Displaced Canopy

64314-54	● Structure Matt Black ● Shade White ● Diffuser White	195,50€
64314-55	● Structure Matt Black ● Shade Beige ● Diffuser White	195,50€
64314-56	● Structure Matt Black ● Shade Black ● Diffuser White	195,50€

Material	Structure Steel
	Shade Textile
	Diffuser Papyrus
Light Source	1 E27 LED max. 15W
Bulb incl.	No
Recom. Bulb	17464
Class	II
Cable	1.5m

Vesper Pendant 600

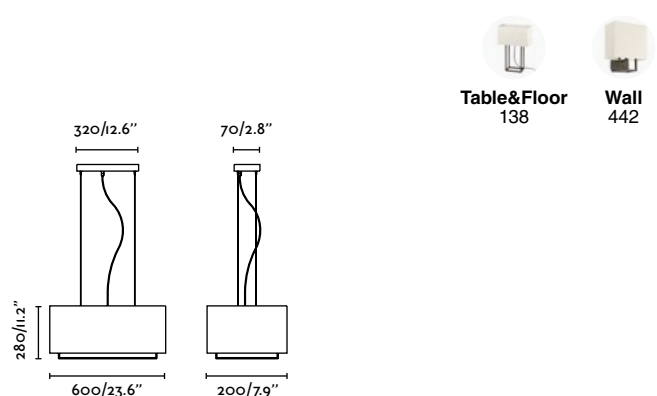
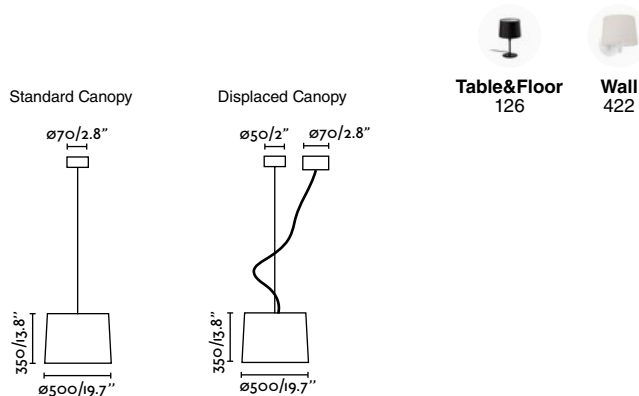
Nahrang

110V Check p. 30



29986	● Structure Matt White ● Shade Beige ● Diffuser Opal	261,80€
-------	--	---------

Material	Structure Steel
	Shade Textile
	Diffuser PC
Light Source	2 E27 LED max. 15W
Bulb incl.	No
Recom. Bulb	17463
Class	I
Cable	2m



*Compatible with track system on page 287

indoor

Suspended



Samba Pendant 500

Faro Lab



Standard Canopy

64315-44	● Structure Matt Black ● Shade Beige ● Diffuser White	314,40€
64315-45	● Structure Matt Black ● Shade Yellow ● Diffuser White	314,40€
64315-46	● Structure Matt Black ● Shade Green ● Diffuser White	314,40€

Displaced Canopy

64314-44	● Structure Matt Black ● Shade Beige ● Diffuser White	313,90€
64314-45	● Structure Matt Black ● Shade Yellow ● Diffuser White	313,90€
64314-46	● Structure Matt Black ● Shade Green ● Diffuser White	313,90€

Material	Structure Steel
	Shade Textile
	Diffuser Papyrus
Light Source	1 E27 LED max. 15W
Bulb incl.	No
Recom. Bulb	17464
Class	II
Cable	1.5m

Samba Pendant 700

Faro Lab



Standard Canopy


64329-154	● Structure Matt Black ● Shade Beige ● Diffuser White	695,70€
-----------	---	---------

Displaced Canopy

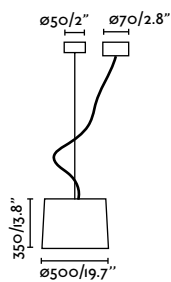
64330-154	● Structure Matt Black ● Shade Beige ● Diffuser White	724,60€
-----------	---	---------

Material	Structure Steel
	Shade Textile
	Diffuser Papyrus
Light Source	3 E27 LED A60 max. 45W
Bulb incl.	No
Recom. Bulb	17463
Class	II
Cable	1.5m

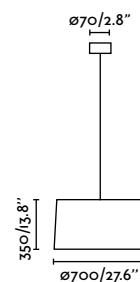
Standard Canopy



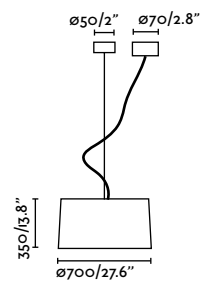
Displaced Canopy



Standard Canopy



Displaced Canopy



*Compatible with track system on page 287

indoor

Suspended



Windsor Pendant

Faro Lab



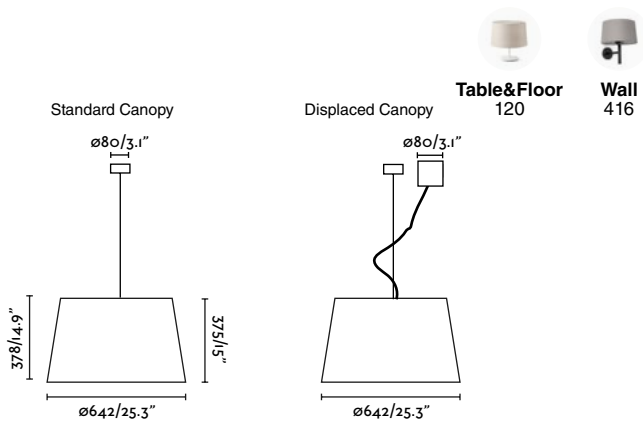
Standard Canopy

20229-132	<ul style="list-style-type: none"> ● Structure Matt Black ● Shade Grey ● Diffuser Natural 	308,90€
20229-153	<ul style="list-style-type: none"> ● Structure Matt Black ● Shade Off White Linen ● Diffuser Natural 	317,70€

Displaced Canopy

20231-132	<ul style="list-style-type: none"> ● Structure Matt Black ● Shade Grey ● Diffuser Natural 	337,70€
20231-153	<ul style="list-style-type: none"> ● Structure Matt Black ● Shade Off White Linen ● Diffuser Natural 	346,60€

Material	Structure Steel
	Shade Textile
	Diffuser Papyrus
Light Source	3 E27 LED A60 max. 45W
Bulb incl.	No
Recom. Bulb	17463
Class	II
Cable	1.5m



*Compatible with track system on page 287

indoor

Suspended



Extra-large lampshades for a great presence. Windsor can create ambient lighting for large spaces, such as hotels and restaurants.

Windsor 20229-132

263

Saigon In 700

Nahtrang

110V Check p. 30



20116	● Shade Beige ● Diffuser Beige	1.681,80€
20117	● Shade White ● Diffuser Beige	1.681,80€
20118	● Shade Terracotta ● Diffuser Beige	1.681,80€
20119	● Shade Black ● Diffuser Beige	1.681,80€
20120	● Shade Yellow ● Diffuser Beige	1.681,80€
20121	● Shade Garnet ● Diffuser Beige	1.681,80€
20122	● Shade Green ● Diffuser Beige	1.681,80€
20123	● Shade Brown ● Diffuser Beige	1.681,80€

Material	Structure Steel
	Shade Textile Ribbon
	Diffuser Papyrus
Light Source	3 E27 LED max. 15W
Bulb incl.	No
Recom. Bulb	17464
Class	II
Cable	1.6m

Saigon In 1300

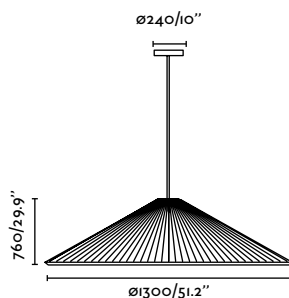
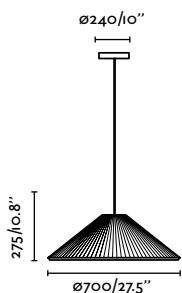
Nahtrang

110V Check p. 30



20124	● Shade Beige ● Diffuser Beige	3.392,00€
20125	● Shade White ● Diffuser Beige	3.392,00€
20126	● Shade Terracotta ● Diffuser Beige	3.392,00€
20127	● Shade Black ● Diffuser Beige	3.392,00€
20128	● Shade Yellow ● Diffuser Beige	3.392,00€
20129	● Shade Garnet ● Diffuser Beige	3.392,00€
20130	● Shade Green ● Diffuser Beige	3.392,00€
20131	● Shade Brown ● Diffuser Beige	3.392,00€

Material	Structure Steel
	Shade Textile Ribbon
	Diffuser Papyrus
Light Source	4 E27 LED max. 15W
Bulb incl.	No
Recom. Bulb	17464
Class	II
Cable	1.6m



indoor

Suspended




Stood Pendant
Lucid Product Design



29848 ● Structure Matt Black
 ● Shade Cherry Wood 500,80€

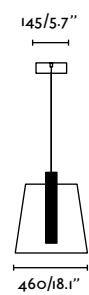
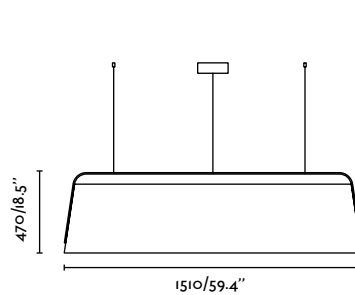
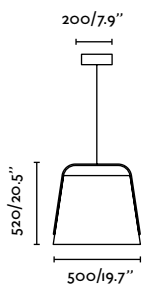

Material	Structure Steel
	Shade Cherry Wood
Light Source	1 E27 LED max. 15W
Bulb incl.	No
Recom. Bulb	17464
Class	II
Cable	2m

Stood Pendant 5L
Lucid Product Design



29849 ● Structure Matt Black
 ● Shade Cherry Wood 1.618,80€

Material	Structure Steel
	Shade Cherry Wood
Light Source	5 E27 LED max. 15W
Bulb incl.	No
Recom. Bulb	17464
Class	II
Cable	2m



indoor

Suspended



Tatawin Glass S Circular

Adolfo Abejón



20343-116-5L	● Structure Satin Black ● Shade Opal	845,10€
20343-117-5L	● Structure Satin Black ● Shade Gloss Black	845,10€

Material	Structure Steel Shade Glass
Light Source	5 E27 LED G45 max. 15W
Bulb incl.	No
Recom. Bulb	17462
Class	II
Cable	2.5m

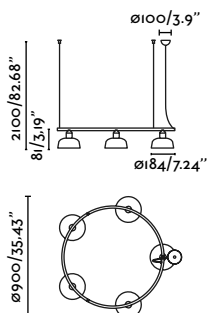
Tatawin Metal S Circular

Adolfo Abejón



20343-140-5L	● Structure Satin Black ● Shade Gloss White	845,10€
20343-141-5L	● Structure Satin Black ● Shade Gloss Black	845,10€
20343-142-5L	● Structure Satin Black ● Shade Gloss Grayish Blue	845,10€
20343-143-5L	● Structure Satin Black ● Shade Gloss Reddish Orange	845,10€
20343-144-5L	● Structure Satin Black ● Shade Gloss Green	845,10€

Material	Structure Steel Shade Steel
Light Source	5 E27 LED G45 max. 15W
Bulb incl.	No
Recom. Bulb	17462
Class	II
Cable	2.5m



indoor

Suspended



Tatawin Glass M Circular

Adolfo Abejón



20343-119-5L	● Structure Satin Black ● Shade Opal	1.026,60€
20343-120-5L	● Structure Satin Black ● Shade Gloss Black	1.026,60€

Material	Structure Steel Shade Glass
Light Source	5 E27 LED max. 15W
Bulb incl.	No
Recom. Bulb	17463
Class	II
Cable	2.5m

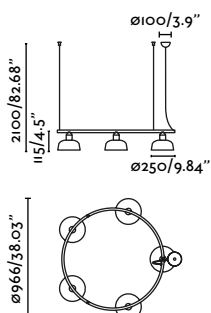

Tatawin Metal M Circular

Adolfo Abejón



20343-145-5L	● Structure Satin Black ● Shade Gloss White	1.026,60€
20343-146-5L	● Structure Satin Black ● Shade Gloss Black	1.026,60€
20343-147-5L	● Structure Satin Black ● Shade Gloss Grayish Blue	1.026,60€
20343-148-5L	● Structure Satin Black ● Shade Gloss Reddish Orange	1.026,60€
20343-149-5L	● Structure Satin Black ● Shade Gloss Green	1.026,60€

Material	Structure Steel Shade Steel
Light Source	5 E27 LED max. 15W
Bulb incl.	No
Recom. Bulb	17463
Class	II
Cable	2.5m



indoor

Suspended



Ligera Pendant


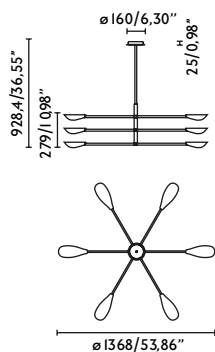
355°

110V Check p. 30



20079 ● Structure Matt Black 400,10€

Material	Structure Steel
	Shade Steel
Light Source	6 G9 LED max. 6W
Bulb incl.	No
Recom. Bulb	17466
Class	II



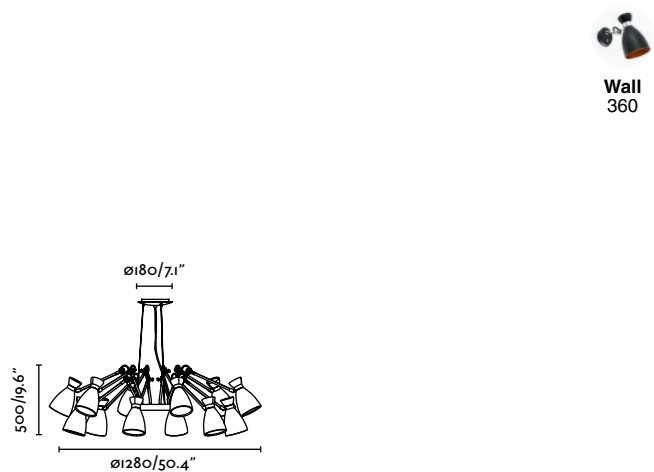
Retro Pendant 12L Àlex & Manel Lluscà

110V Check p. 30



20047 ●● Structure Matt Copper + Matt Black 1.340,30€
 20048 ●● Structure Matt Black + Chrome 1.285,60€
 20051 ●● Structure Matt Black + Satin Gold 1.285,60€

Material	Structure Steel
	Shade Steel
Light Source	12 E14 LED max. 8W
Bulb incl.	No
Recom. Bulb	17461
Class	I
Cable	3m



indoor

Suspended



Its soft and natural forms are inspired by ancient Japanese minimalism.

Mine Glass Pendant Space

Nahrang

110V Check p. 30



Mine Glass Pendant Space

28375-1L	● Structure Matt White ● Diffuser Opal	209,00€
28376-1L	● Structure Dark Grey ● Diffuser Opal	209,00€

PC

28209-1L	● Structure Matt White ● Diffuser Opal	215,20€
28210-1L	● Structure Dark Grey ● Diffuser Opal	215,20€

Material	Structure Aluminium
Light Source	1 E27 LED max. 15W
Bulb incl.	No
Recom. Bulb	17463
Class	II
Cable	2m

Mine Glass Pendant Space 2L

Nahrang

110V Check p. 30



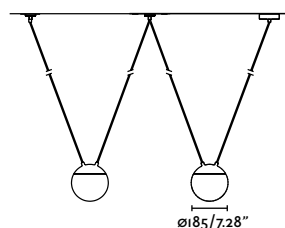
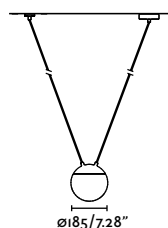
Mine Glass Pendant Space

28375-2L	● Structure Matt White ● Diffuser Opal	404,40€
28376-2L	● Structure Dark Grey ● Diffuser Opal	404,40€

PC

28209-2L	● Structure Matt White ● Diffuser Opal	416,50€
28210-2L	● Structure Dark Grey ● Diffuser Opal	416,50€

Material	Structure Aluminium
Light Source	2 E27 LED max. 15W
Bulb incl.	No
Recom. Bulb	17463
Class	II
Cable	4m



indoor

Suspended



Mine Glass Pendant Space 3L

Nahtrang

110V Check p. 30



Mine Glass Pendant Space

28375-3L ● Structure Matt White
● Diffuser Opal 597,30€

28376-3L ● Structure Dark Grey
● Diffuser Opal 597,30€

PC

28209-3L ● Structure Matt White
● Diffuser Opal 615,20€

28210-3L ● Structure Dark Grey
● Diffuser Opal 615,20€

Material Structure Aluminium

Light Source 3 E27 LED max. 15W

Bulb incl. No

Recom. Bulb 17463

Class II

Cable 6m

Mine Glass Pendant Space 4L

Nahtrang

110V Check p. 30



Mine Glass Pendant Space

28375-4L ● Structure Matt White
● Diffuser Opal 798,30€

28376-4L ● Structure Dark Grey
● Diffuser Opal 798,30€

PC

28209-4L ● Structure Matt White
● Diffuser Opal 822,00€

28210-4L ● Structure Dark Grey
● Diffuser Opal 822,20€

Material Structure Aluminium

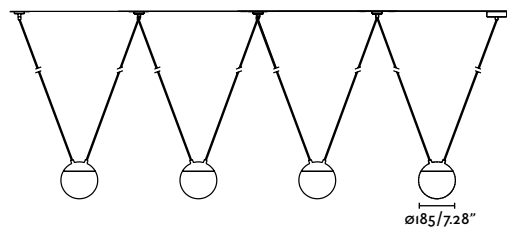
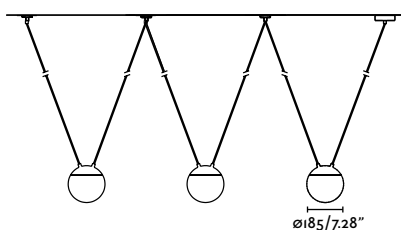
Light Source 4 E27 LED max. 15W

Bulb incl. No

Recom. Bulb 17463

Class II

Cable 8m






Mine Glass Pendant Space 5L

Nahtrang

110V **Check p. 30**



Mine Glass Pendant Space

28375-5L	● Structure Matt White ● Diffuser Opal	987,70€
28376-5L	● Structure Dark Grey ● Diffuser Opal	987,70€

PC

28209-5L	● Structure Matt White ● Diffuser Opal	1.016,00€
28210-5L	● Structure Dark Grey ● Diffuser Opal	1.016,00€

Material	Structure Aluminium
Light Source	5 E27 LED max. 15W
Bulb incl.	No
Recom. Bulb	17463
Class	II
Cable	10m



Table&Floor
52

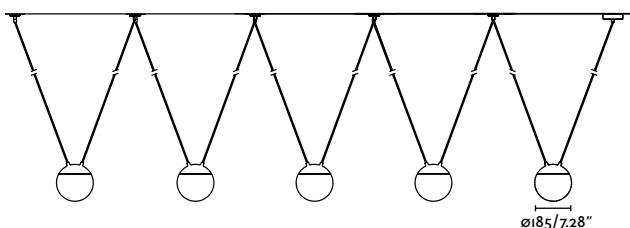


Hook Accessory

28373	● Matt White	13,40€
28374	● Dark Grey	13,40€



Material	Structure Steel + Wood
-----------------	------------------------



Custom version available upon request at customize@faro.es

indoor

Suspended



Installation solutions

Recessed canopy



Multiple light composition



Custom version available upon request at customize@faro.es

Multiple light composition

3 lights

5 lights

7 lights

Kombo



68591-3L ●● 299,10€
68592-3L ●● 299,10€

68591-5L ●● 452,80€
68592-5L ●● 452,80€

68591-7L ●● 606,70€
68592-7L ●● 606,70€



68593-3L ●● 357,30€
68594-3L ●● 357,90€

68593-5L ●● 550,10€
68594-5L ●● 551,10€

68593-7L ●● 742,90€
68594-7L ●● 744,30€



68595-3L ●● 407,40€
68596-3L ●● 407,40€
68597-3L ●● 411,90€

68595-5L ●● 633,60€
68596-5L ●● 633,60€
68597-5L ●● 641,10€

68595-7L ●● 859,80€
68596-7L ●● 859,80€
68597-7L ●● 870,30€

Mambo



64314-47-3L ●● 486,30€

64314-47-5L ●● 765,10€

64314-47-7L ●● 1.043,90€



64314-48-3L ●● 576,90€

64314-48-5L ●● 916,10€

64314-48-7L ●● 1.255,30€



64314-49-3L ●● 690,60€

64314-49-5L ●● 1.105,60€

64314-49-7L ●● 1.520,60€

3 lights

5 lights

7 lights

Conga



64314-54-3L ●● 592,80€
 64314-55-3L ●● 592,80€
 64314-56-3L ●● 592,80€



64314-54-5L ●● 942,60€
 64314-55-5L ●● 942,60€
 64314-56-5L ●● 942,60€



64314-54-7L ●● 1.292,40€
 64314-55-7L ●● 1.292,40€
 64314-56-7L ●● 1.292,40€

Samba



64314-44-3L ●● 948,00€
 64314-45-3L ●● 948,00€
 64314-46-3L ●● 948,00€



64314-44-5L ●● 1.534,60€
 64314-45-5L ●● 1.534,60€
 64314-46-5L ●● 1.534,60€



64314-44-7L ●● 2.121,20€
 64314-45-7L ●● 2.121,20€
 64314-46-7L ●● 2.121,20€

3 lights

Samba 700



64332-154 ●● 2.190,60€

Windsor



64332-132 ●● 1.029,90€
 64332-153 ●● 1.056,60€

Retro



20050-3L ●● 300,30€



20050-5L ●● 455,10€



20050-7L ●● 609,90€

indoor

Suspended

3 lights

5 lights

7 lights

Plat



68145-3L ● 452,70€
68146-3L ● 452,70€

68145-5L ● 709,10€
68146-5L ● 709,10€

68145-7L ● 965,50€
68146-7L ● 965,50€

Art



64135-3L ● 246,30€
64137-3L ● 241,50€

64135-5L ● 365,10€
64137-5L ● 357,10€

64135-7L ● 483,90€
64137-7L ● 472,70€

Marlin



64133-3L ● 335,10€

64133-5L ● 513,10€

64133-7L ● 691,10€

Claire



62802-3L ● 431,10€
62803-3L ● 431,10€

62802-5L ● 673,10€
62803-5L ● 673,10€

62802-7L ● 915,10€
62803-7L ● 915,10€

3 lights

5 lights

7 lights

Whizz



20160-3L ●● 531,90€
20161-3L ●● 531,90€



20160-5L ●● 841,00€
20161-5L ●● 841,00€



20160-7L ●● 1.150,00€
20161-7L ●● 1.150,10€

Tatawin S



20340-116-3L ●● 534,30€
20340-117-3L ●● 534,30€



20340-116-5L ●● 845,10€
20340-117-5L ●● 845,10€



20340-116-7L ●● 1.155,90€
20340-117-7L ●● 1.155,90€

Tatawin M



20340-119-3L ●● 643,20€
20340-120-3L ●● 643,20€



20340-119-5L ●● 1.026,60€
20340-120-5L ●● 1.026,60€



20340-119-7L ●● 1.410,00€
20340-120-7L ●● 1.410,00€

Tatawin Metal S



20340-140-3L ●● 534,30€
20340-141-3L ●● 534,30€
20340-142-3L ●● 534,30€
20340-143-3L ●● 534,30€
20340-144-3L ●● 534,30€



20340-140-5L ●● 845,10€
20340-141-5L ●● 845,10€
20340-142-5L ●● 845,10€
20340-143-5L ●● 845,10€
20340-144-5L ●● 845,10€



20340-140-7L ●● 1.155,90€
20340-141-7L ●● 1.155,90€
20340-142-7L ●● 1.155,90€
20340-143-7L ●● 1.155,90€
20340-144-7L ●● 1.155,90€

indoor

Suspended

3 lights

5 lights

7 lights

Tatawin Metal M



- 20340-145-3L ●● 643,20€
- 20340-146-3L ●●● 643,20€
- 20340-147-3L ●●● 643,20€
- 20340-148-3L ●●● 643,20€
- 20340-149-3L ●●● 643,20€

- 20340-145-5L ●●●● 1.026,60€
- 20340-146-5L ●●●● 1.026,60€
- 20340-147-5L ●●●● 1.026,60€
- 20340-148-5L ●●●● 1.026,60€
- 20340-149-5L ●●●● 1.026,60€

- 20340-145-7L ●●●●● 1.410,00€
- 20340-146-7L ●●●●● 1.410,00€
- 20340-147-7L ●●●●● 1.410,00€
- 20340-148-7L ●●●●● 1.410,00€
- 20340-149-7L ●●●●● 1.410,00€

Venice 160



- 64255-115-3L ●●● 605,40€
- 64255-111-3L ●●● 606,30€
- 64255-112-3L ●●● 605,50€
- 64255-113-3L ●●● 605,40€
- 64255-114-3L ●●● 706,20€

- 64255-115-5L ●●●● 965,90€
- 64255-111-5L ●●●● 965,90€
- 64255-112-5L ●●●● 965,90€
- 64255-113-5L ●●●● 965,90€
- 64255-114-5L ●●●● 1.123,70€

- 64255-115-7L ●●●●● 1.325,50€
- 64255-111-7L ●●●●● 1.325,50€
- 64255-112-7L ●●●●● 965,90€
- 64255-113-7L ●●●●● 1.325,50€
- 64255-114-7L ●●●●● 1.546,30€

Venice 200



- 64255-124-3L ●●● 683,80€
- 64255-125-3L ●●● 709,51€
- 64255-126-3L ●●● 697,90€
- 64255-128-3L ●●● 730,30€
- 64255-127-3L ●●● 1.016,10€

- 64255-124-5L ●●●● 1.094,90€
- 64255-125-5L ●●●● 1.137,90€
- 64255-126-5L ●●●● 1.118,60€
- 64255-128-5L ●●●● 1.172,60€
- 64255-127-5L ●●●● 1.648,80€

- 64255-124-7L ●●●●● 1.506,10€
- 64255-125-7L ●●●●● 1.566,40€
- 64255-126-7L ●●●●● 1.539,10€
- 64255-128-7L ●●●●● 1.614,90€
- 64255-127-7L ●●●●● 2.281,60€

Suspended 5 Mt. cable with plug (hook incl.)

Conga



Samba



Samba 700



Windsor



Kombo



Mambo



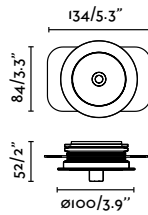
Canopy recessed accessory

With frame



64231

● 64,10€

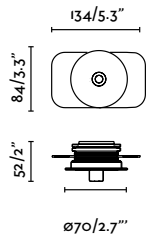


Trimless



64232

● 64,10€




Compatible with the following configurations

<p>✓ Electrical wire+Turnbuckle</p>	<p>✓ Canopy with lamp holder E14 E27</p>	<p>✗ Canopy with turnbuckle</p>	<p>✗ Canopy with driver</p>
-------------------------------------	--	---------------------------------	-----------------------------

Other solutions

Hook



68602

● 11,70€



Track connector for suspension*

Track



01997001
01997002

● White 13,60€
● Black 13,60€

*Accessories compatible with all pendants with bulb and without turnbuckle.



INDOOR

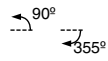
LIGHTING



CEILING



Stan Slim



110V Check p. 30

NEW



43814	Structure White + Matt Black	42,50€
43815	Structure Black + Matt Black	42,50€
43816	Structure Bronze + Matt Black	59,90€
43817	Structure Brushed Aluminium + Matt Black	47,50€

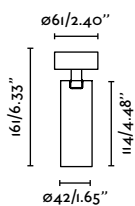

Material	Structure Aluminium + ABS
Light Source	1 GU10 LED MR11 max. 3W
Bulb incl.	No
Recom. Bulb	17537
Class	I



Stan Slim Ring Accessory		
43824	Matt White	6,20€
43825	Matt Gold	6,20€
Material	Structure ABS	

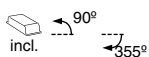


Stan Slim Honeycomb Accessory		
43826	Black	6,20€
Material	Structure Aluminium	



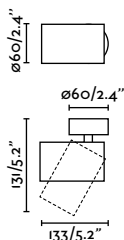


Stan LED

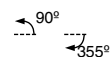


43726 2700K 1016lm	● Structure Matt White + Matt Black ● Diffuser Transparent	127,70€
43727 2700K 1016lm	● Structure Matt Black + Matt Black ● Diffuser Transparent	127,70€
43773 3000K 942lm	● Structure Matt Black + Matt Black ● Diffuser Transparent	127,70€
43772 3000K 942lm	● Structure Matt White + Matt Black ● Diffuser Transparent	127,70€

Material	Structure Aluminium + ABS
	Diffuser PC
Power	12W
Light Source	COB LED
Class	I
CRI	>90
Voltage	220V-240V/50/60Hz
Beam angle	36°



Stan GU10



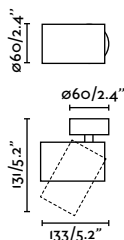

110V Check p. 30

NEW FINISH



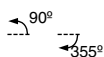
43722	● Structure Matt White + Matt Black	58,80€
43723	● Structure Matt Black + Matt Black	58,80€
43762	● Structure Satin Gold + Matt Black	68,90€
43763	● Structure Terracotta + Matt Black	60,30€
43777	● Structure Brushed Aluminium + Matt Black	68,90€

Material	Structure Aluminium + ABS
Light Source	1 GU10 LED max. 5W
Bulb incl.	No
Recom. Bulb	17334
Class	I

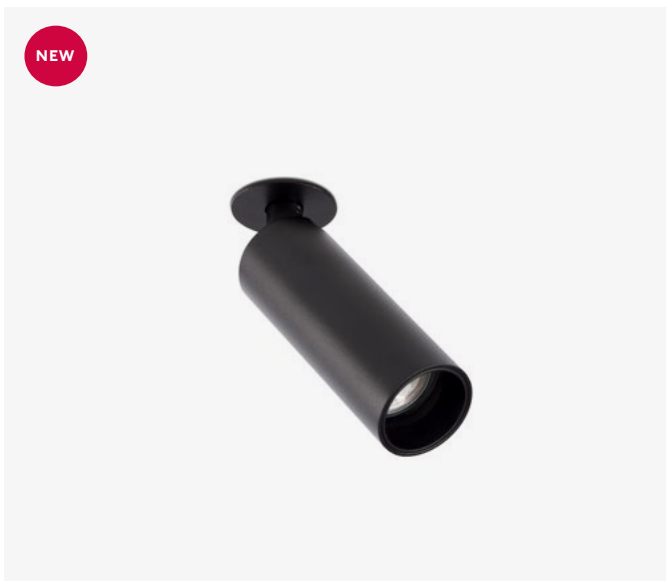




Stan Slim Recessed



110V Check p. 30



NEW

43810	●● Structure White + Matt Black	42,00€
43811	●● Structure Black + Matt Black	42,00€

Material	Structure Aluminium + ABS
Light Source	1 GU10 LED MR11 max. 3W
Bulb incl.	No
Recom. Bulb	17537
Class	II
Cut out	ø38mm



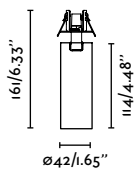
Ceiling
290



Surface
358



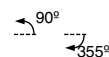
Track
294



*Stan Slim accessories page 290

294

Stan Recessed



110V Check p. 30



43752	●● Structure Matt White + Matt Black	47,90€
43753	●● Structure Matt Black + Matt Black	47,90€
43761	●● Structure Satin Gold + Matt Black	53,10€

Material	Structure Aluminium + ABS
Light Source	1 GU10 LED max. 5W
Bulb incl.	No
Recom. Bulb	17334
Class	I
Cut out	ø50mm



Stan Ring Accessory

43728	● Matt White	7,80€
43729	● Matt Gold	7,80€

Material	Structure ABS
-----------------	---------------



Stan Honeycomb Accessory

43730	● Black	7,80€
-------	---------	-------

Material	Structure Aluminium
-----------------	---------------------



Stan Lens Accessory

43731	● Transparent	7,80€
-------	---------------	-------

Material	Structure Glass
-----------------	-----------------



Stan Elliptical Lens Accessory

43732	● Transparent	7,80€
-------	---------------	-------

Material	Structure Glass
-----------------	-----------------



Recessed
294



Surface
358



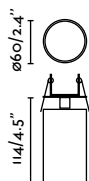
Suspended
236



Track
602

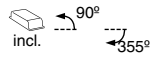


Wall
472





Leo Ceiling
Estudi Ribaudí



43790	● Structure Matt White	107,80€
43791	● Structure Matt Black	107,80€

Material	Structure Aluminium
Power	7W
Lumen Output	590lm
Light Source	COB LED 2700K
Class	II
CRI	≥90
Voltage	220V-240V/50/60Hz
Cut out	85mm



Leo Recessed Accessory		
43800	● Satin Stainless	10,50€
Material	Structure Steel	



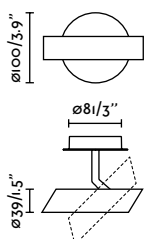
Track
604



Wall
356



Table&Floor
92

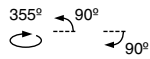


indoor

Ceiling



Link 1L
Estudi Ribaudí

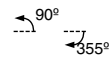


110V Check p. 30



29877	● Structure Matt White	75,60€
29878	● Structure Matt Black	75,60€

Orleans Wall
Nahtrang

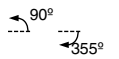


110V Check p. 30



43531	● Structure Chrome + ● Structure Matt Black	51,80€
-------	--	--------

Orleans Wall 2L
Nahtrang



110V Check p. 30



43534	● Structure Chrome + ● Structure Matt Black	88,50€
-------	--	--------

Material	Structure Steel
Light Source	1 GU10 LED max. 8W
Bulb incl.	No
Recom. Bulb	17334
Class	I

Material	Structure Steel
Light Source	1 GU10 LED max. 8W
Bulb incl.	No
Recom. Bulb	17334
Class	I

Material	Structure Steel
Light Source	2 GU10 LED max. 8W
Bulb incl.	No
Recom. Bulb	17334
Class	I



Spot
454



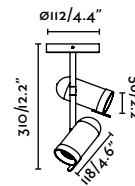
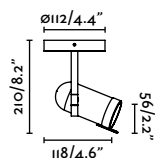
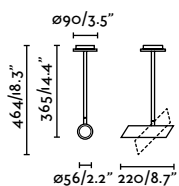
Table&Floor
102



Wall
454



Spot
458



indoor

Ceiling



Stan

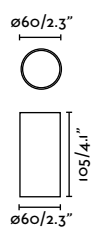

110V Check p. 30

NEW FINISH



43746	 Structure Matt White + Matt Black	44,50€
43747	 Structure Matt Black + Matt Black	44,50€
43758	 Structure Satin Gold + Matt Black	53,10€
43764	 Structure Terracotta + Matt Black	45,50€
43776	 Structure Brushed Aluminium + Matt Black	53,10€

Material	Structure Aluminium + ABS
Light Source	1 GU10 LED max. 5W
Bulb incl.	No
Recom. Bulb	17334
Class	II



indoor

Ceiling



Rol 9W



Rol 15W



Rol 30W



68619	● Structure Matt White	82,80€
68620	● Structure Matt Black	82,80€



68621	● Structure Matt White	87,00€
68622	● Structure Matt Black	87,00€

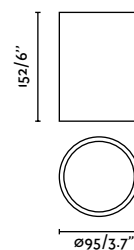
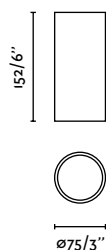
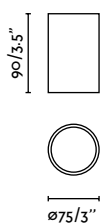


68623	● Structure Matt White	134,40€
68624	● Structure Matt Black	134,40€

Material	Structure Aluminium + ABS
Power	9W
Lumen Output	537lm
Light Source	COB LED 2700K
Class	II
CRI	≥90
Voltage	220V-240V/50/60Hz
Beam angle	60°

Material	Structure Aluminium + ABS
Power	15W
Lumen Output	968lm
Light Source	COB LED 2700K
Class	II
CRI	≥90
Voltage	220V-240V/50/60Hz
Beam angle	60°

Material	Structure Aluminium + ABS
Power	30W
Lumen Output	1965lm
Light Source	COB LED 2700K
Class	II
CRI	≥90
Voltage	220V-240V/50/60Hz
Beam angle	60°





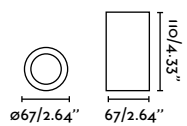
Sven R

110V Check p. 30



63268 ● Structure Matt White 38,20€

Material	Structure Plaster
Light Source	1 GU10 LED max. 8W
Bulb incl.	No
Recom. Bulb	17333
Class	I



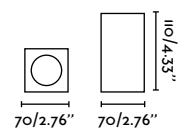
Sven SQ

110V Check p. 30



63269 ● Structure Matt White 38,20€

Material	Structure Plaster
Light Source	1 GU10 LED max. 8W
Bulb incl.	No
Recom. Bulb	17333
Class	I



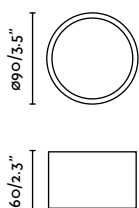


Mizu 90



68615	● Structure Matt White ● Diffuser Opal	50,50€
68616	● Structure Matt Black ● Diffuser Prism	50,50€

Material	Structure Aluminium Diffuser PMMA
Power	8W
Lumen Output	420lm
Light Source	SMD LED 2700K
Class	II
CRI	≥90
Voltage	220V-240V/50/60Hz
Beam angle	80°

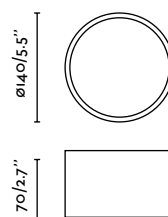


Mizu 140



68617	● Structure Matt White ● Diffuser Opal	70,00€
68618	● Structure Matt Black ● Diffuser Opal	70,00€

Material	Structure Aluminium Diffuser PMMA
Power	15W
Lumen Output	831lm
Light Source	SMD LED 2700K
Class	II
CRI	≥90
Voltage	220V-240V/50/60Hz
Beam angle	80°



With prismatic diffuser



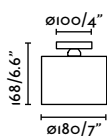
Janet

110V Check p. 30



65137  **Structure White + Satin Gold** 53,50€



Material	Structure Steel
Light Source	1 E27 LED max. 15W
Bulb incl.	No
Recom. Bulb	17462
Class	I



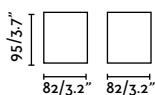
Tecto 1L

110V Check p. 30



63270  **Structure Matt White** 35,20€
63271  **Structure Matt Black** 35,20€

Material	Structure Aluminium
Light Source	1 GU10 LED max. 8W
Bulb incl.	No
Recom. Bulb	17320
Class	I



Tecto 1L AR111

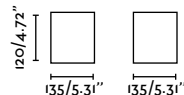
no incl.

110V Check p. 30



63275  **Structure Matt Black** 71,20€

Material	Structure Aluminium
Light Source	1 GX53 LED AR111 max. 15W
Bulb incl.	No
Recom. Bulb	97411
Class	III





Amelia
Héctor Serrano

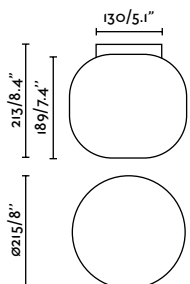
IP44

110V Check p. 30



68610	● Structure Matt White ● Diffuser Opal	124,30€
68611	● Structure Matt Black ● Diffuser Opal	124,30€

Material	Structure Steel
	Diffuser Glass
Light Source	1 E27 LED max. 15W
Bulb incl.	No
Recom. Bulb	17528
Class	II



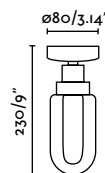

Brume
Àlex & Manel Llusçà

IP44 incl.



40077	● Structure Anthracite ● Diffuser Opal	167,20€
-------	---	---------

Material	Structure Steel
	Diffuser Glass
Power	3W
Lumen Output	168lm
Light Source	SMD LED 2700K
Class	II
CRI	>80
Voltage	220V-240V/50/60Hz





A calm lamp that blends into the space and at the same time delicately enriches it.

Tender
Nahtrang



20094	● Structure Matt Black + Oak ● Diffuser Opal	304,90€
20095	● Structure Matt White + Oak ● Diffuser Opal	304,90€

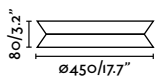
Material	Structure Steel + Wood Diffuser PC
Power	24W
Lumen Output	1800lm
Light Source	SMD LED 3000K
Class	II
CRI	>90
Voltage	220V-240V/50/60Hz

Tender
Nahtrang

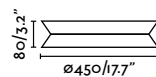


20092	● Structure Light Grey ● Diffuser Opal	219,30€
20093	● Structure Matt Black ● Diffuser Opal	221,90€

Material	Structure Steel Diffuser PC
Power	24W
Lumen Output	1714lm
Light Source	SMD LED 2700K
Class	II
CRI	>90
Voltage	220V-240V/50/60Hz



Double position



Double position



Shoku 350
Ernest Perera Studio

incl. DIM TRIAC

110V Check p. 30



64277 2700K 1213lm	●● Structure White + White ● Diffuser Opal	248,20€
64278 2700K 773lm	●● Structure White + Black ● Diffuser Opal	257,30€
64279 2700K 773lm	●● Structure Black + Black ● Diffuser Opal	248,20€
64280 2700K 1213lm	●● Structure Light Grey + White ● Diffuser Opal	257,30€

Material	Structure Aluminium Diffuser PMMA
Power	24W
Light Source	SMD LED
Class	II
CRI	>90
Voltage	220V-240V/50/60Hz

Shoku 600
Ernest Perera Studio

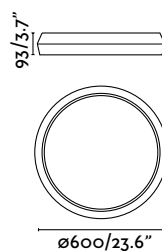
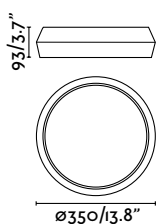
incl. DIM TRIAC

110V Check p. 30



64281 2700K 2441lm	●● Structure White + White ● Diffuser Opal	473,10€
64282 2700K 1980lm	●● Structure Black + Black ● Diffuser Opal	473,10€

Material	Structure Aluminium Diffuser PMMA
Power	40W
Light Source	SMD LED
Class	II
CRI	>90
Voltage	220V-240V/50/60Hz



indoor

Ceiling



Side 200

Àlex & Manel Llusçà

110V Check p. 30



62132	● Structure Matt White ● Diffuser Opal	52,00€
62133	● Structure Matt White + ● Satin Nickel ● Diffuser Opal	66,00€
62134	● Structure Matt Black + ● Satin Gold ● Diffuser Opal	66,00€
62135	● Structure Matt Black + ● Satin Copper ● Diffuser Opal	66,00€

Material	Structure Steel
	Diffuser Glass
Light Source	1 G9 LED max. 6W
Bulb incl.	No
Recom. Bulb	17443
Class	I

Side 390


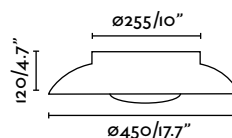
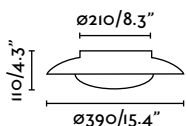
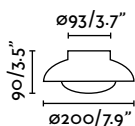

Àlex & Manel Llusçà

110V Check p. 30



62140	● Structure Matt White ● Diffuser Opal	166,10€
62142	● Structure Matt Black + ● Satin Gold ● Diffuser Opal	188,50€
62143	● Structure Matt Black + ● Satin Copper ● Diffuser Opal	188,50€

Material	Structure Steel
	Diffuser Glass
Power	15W
Lumen Output	736lm
Light Source	SMD LED 3000K
Class	I
CRI	>80
Voltage	220V-240V/50/60Hz



Double position

indoor

Ceiling



Dolme
Xjer Studio



incl.

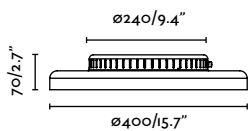


64096	● Structure Matt Black ● Diffuser Opal	208,30€
64097	● Structure Matt White ● Diffuser Opal	219,60€

Material	Structure Steel Diffuser PMMA
Power	24W
Lumen Output	1260lm
Light Source	SMD LED 3000K
Class	I
CRI	>80
Voltage	220V-240V/50/60Hz



Suspended
238



Cocotte 430
Jordi Llopis



incl.

110V Check p. 30

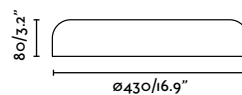


64250	● Structure Gloss White ● Diffuser Opal	217,60€
64251	● Structure Gloss Black ● Diffuser Opal	217,60€

Material	Structure Aluminium Diffuser PMMA
Power	30W
Lumen Output	2072lm
Light Source	SMD LED 3000K
Class	I
CRI	>80
Voltage	220V-240V/50/60Hz



Suspended
238







Seven 400

110V Check p. 30



68298 ● Structure Matt White
● Shade White
● Diffuser White 148,70€

Material	Structure Steel
	Shade Textile
	Diffuser Textile
Light Source	2 E27 LED max. 15W
Bulb incl.	No
Recom. Bulb	17463
Class	I

Seven 500

110V Check p. 30

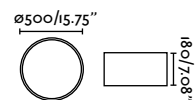
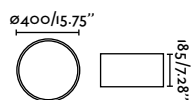


68317 ● Structure Matt White
● Shade White
● Diffuser White 189,50€

Material	Structure Steel
	Shade Textile
	Diffuser Textile
Light Source	3 E27 LED max. 15W
Bulb incl.	No
Recom. Bulb	17463
Class	I



Suspended
256



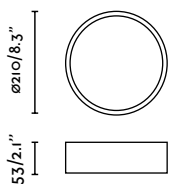


Aris 210



68625	● Structure White ● Diffuser Opal	84,30€
68626	● Structure Black ● Diffuser Opal	84,30€

Material	Structure Aluminium Diffuser PC
Power	20W
Lumen Output	1528lm
Light Source	SMD LED 2700K
Class	II
CRI	≥90
Voltage	220V-240V/50/60Hz
Beam angle	110°

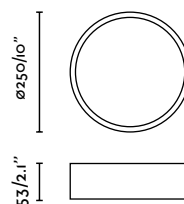


Aris 250



68627	● Structure White ● Diffuser Opal	99,80€
68628	● Structure Black ● Diffuser Opal	99,80€

Material	Structure Aluminium Diffuser PC
Power	30W
Lumen Output	2797lm
Light Source	SMD LED 2700K
Class	II
CRI	≥90
Voltage	220V-240V/50/60Hz
Beam angle	110°





Zon

IP54 incl. DIM TRIAC



63291 ● Structure Matt White 86,50€
● Diffuser Opal

Material	Structure Steel
	Diffuser PMMA
Power	18W
Lumen Output	1626lm
Light Source	SMD LED 3000K
Class	II
CRI	85
Voltage	220V-240V/50Hz

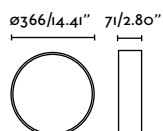
Vuk

IP44 incl.



64188 ● Structure Matt White 209,70€
● Diffuser Opal
64188N ● Structure Matt Black 209,70€
● Diffuser Opal

Material	Structure Steel
	Diffuser PMMA
Power	40W
Lumen Output	2404lm
Light Source	SMD LED 2700K
Class	II
CRI	>80
Voltage	220V-240V/50/60Hz



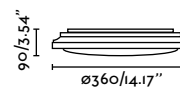
Foro

IP44 incl.



63404 ● Structure Matt White 155,90€
● Diffuser Opal

Material	Structure Aluminium
	Diffuser PMMA
Power	24W
Lumen Output	1900lm
Light Source	SMD LED 3000K
Class	II
CRI	>80
Voltage	220V-240V/50/60Hz





Logos 270

IP44

110V Check p. 30



62980 ● Structure Satin Nickel 69,20€
● Diffuser Opal

Material	Structure Aluminium
	Diffuser PC
Light Source	1 E27 LED max. 15W
Bulb incl.	No
Recom. Bulb	17437
Class	II



Logos 350 2L

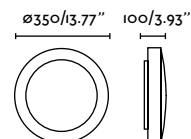
IP44

110V Check p. 30



62966 ● Structure Matt White 91,60€
● Diffuser Opal
62981 ● Structure Satin Nickel 92,90€
● Diffuser Opal

Material	Structure Aluminium
	Diffuser PC
Light Source	2 E27 LED max. 15W
Bulb incl.	No
Recom. Bulb	17437
Class	II



Tola 270

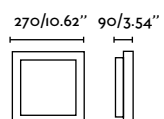
IP44

110V Check p. 30



62983 ● Structure Satin Nickel 77,30€
● Diffuser Opal

Material	Structure Aluminium
	Diffuser PC
Light Source	1 E27 LED max. 15W
Bulb incl.	No
Recom. Bulb	17437
Class	II



Tola 320

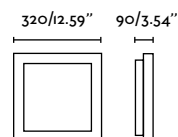
IP44

110V Check p. 30



62969 ● Structure Matt White 95,50€
● Diffuser Opal

Material	Structure Aluminium
	Diffuser PC
Light Source	2 E27 LED max. 15W
Bulb incl.	No
Recom. Bulb	17437
Class	II





INDOOR

LIGHTING

WALL

Matilda Wall
Faro Lab



110V Check p. 30



20500	● Structure Beige	114,00€
20501	● Structure Black	114,00€
20502	● Structure Garnet	114,00€

Material	Structure Steel
	Shade Steel
Light Source	1 E14 LED G45 max. 15W
Bulb incl.	No
Recom. Bulb	17461
Class	II

Matilda Wall Linear
Faro Lab

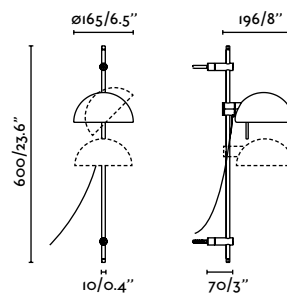
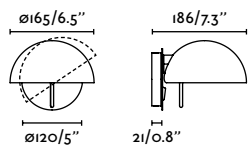


110V Check p. 30



20508-136	● Structure Beige	147,90€
20509-137	● Structure Black	147,90€
20510-138	● Structure Garnet	147,90€

Material	Structure Steel
	Shade Steel
Light Source	1 E14 LED G45 max. 15W
Bulb incl.	No
Recom. Bulb	17461
Class	II
Cable	2.5m



Table&Floor
75



Its rotating shade system and height adjustment offer a wide variety of lighting effects, making it a multifunctional collection.

Tatawin Wall Glass

Adolfo Abejón



20335-116	● Structure Satin Black ● Shade Opal	178,50€
20335-117	● Structure Satin Black ● Shade Gloss Black	178,50€

Material	Structure Aluminium Shade Glass
Light Source	1 E27 LED G45 max. 15W
Bulb incl.	No
Recom. Bulb	17462
Class	II

Tatawin Wall Metal

Adolfo Abejón

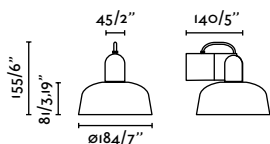


20335-140	● Structure Satin Black ● Shade Gloss White	178,50€
20335-141	● Structure Satin Black ● Shade Gloss Black	178,50€
20335-142	● Structure Satin Black ● Shade Gloss Grayish Blue	178,50€
20335-143	● Structure Satin Black ● Shade Gloss Reddish Orange	178,50€
20335-144	● Structure Satin Black ● Shade Gloss Green	178,50€

Material	Structure Aluminium Shade Steel
Light Source	1 E27 LED G45 max. 15W
Bulb incl.	No
Recom. Bulb	17462
Class	II



Suspended Table&Floor
198 78



The shape of the lampshade is reminiscent of the upper part of the characteristic houses of Tataouine, a city located in the South-East of Tunisia.



Venice Wall
Adolfo Abejón

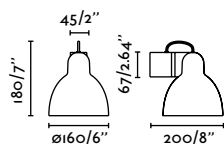


64270	● Structure Gloss Black ● Shade Gloss White	192,70€
64271	● Structure Gloss Black ● Shade Gloss Black	196,10€
64272	● Structure Gloss Black ● Shade Gloss Pink	196,10€
64273	● Structure Gloss Black Shade White & Gloss Black	227,60€
64274	● Structure Gloss Black ● Shade Gloss Blue	196,10€

Material	Structure Aluminium Shade Ceramic
Light Source	1 E27 LED max. 15W
Bulb incl.	No
Recom. Bulb	17463
Class	II



Suspended Table&Floor
212 84





Studio Wall
Nahtrang



110V Check p. 30



28257	● Structure Matt Black ● Shade Matt Black	99,40€
28258	● Structure Matt Black ● Shade Matt White	99,40€
28259	● Structure Matt Black ● Shade Matt Green	99,40€
28274	● Structure Matt Black ● Shade Matt Blue	99,40€
28275	● Structure Matt Black ● Shade Matt Pink	99,40€

Material	Structure Steel
	Shade Steel
Light Source	1 E14 LED max. 8W
Bulb incl.	No
Recom. Bulb	17461
Class	II



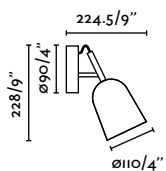
Table&Floor 96

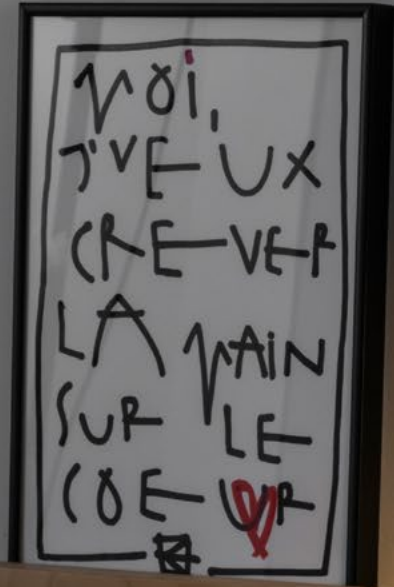


Suspended 206



Clip-on 166



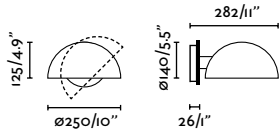


Dominica Wall
Faro Lab



20031-122	● Structure Beige	130,40€
20031-123	● Structure Black	130,40€

Material	Structure Steel
	Shade Steel
Light Source	1 E27 LED max. 15W
Bulb incl.	No
Recom. Bulb	17463
Class	II

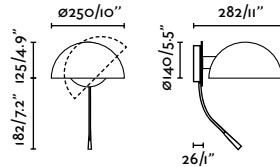


Dominica Wall Reader
Faro Lab



20032-122	● Structure Beige	181,90€
20032-123	● Structure Black	181,90€

Material	Structure Steel
	Shade Steel
Light Source	1 E27 LED max. 15W
Bulb incl.	No
Recom. Bulb	17463
Reader	1W 3000K 106lm 36°
Class	II



Table&Floor
88

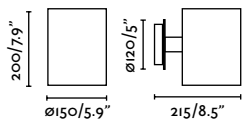


Guadalupe Wall
Faro Lab

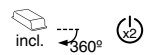


20031-80	● Structure Black ● Shade Beige	130,40€
20031-81	● Structure Black ● Shade Green	130,40€

Material	Structure Steel Shade Steel
Light Source	1 E27 LED max. 15W
Bulb incl.	No
Recom. Bulb	17463
Class	II

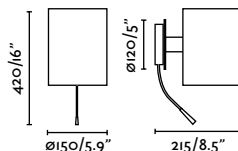


Guadalupe Wall Reader
Faro Lab



20032-80	● Structure Black ● Shade Beige	181,90€
20032-81	● Structure Black ● Shade Green	181,90€

Material	Structure Steel Shade Steel
Light Source	1 E27 LED max. 15W
Bulb incl.	No
Recom. Bulb	17463
Reader	1W 3000K 106lm 36°
Class	II



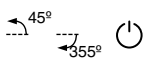
Table&Floor
98

indoor

Wall



Tila
Estudi Ribaudí

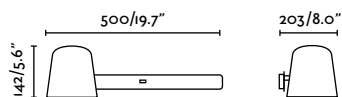


110V Check p. 30



62360	● Structure White	172,90€
62361	● Structure Black	168,60€

Material	Structure Steel
	Shade Steel
Light Source	1 E27 LED G45 max. 15W
Bulb incl.	No
Recom. Bulb	17462
Class	II

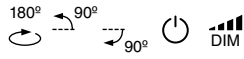


2 Installation Modes



Inviting Wall

Bohman And Folenius



110V Check p. 30

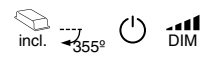


57300	● Structure Matt White ● Diffuser Transparent	304,80€
57301	● Structure Matt Black ● Diffuser Transparent	304,80€

Material	Structure Aluminium Diffuser PMMA
Power	6W
Lumen Output	586lm
Light Source	SMD LED 2700-4800K
Class	II
CRI	>80
Voltage	100V-240V/50/60Hz
Cable	1.9m

Academy Wall

Nahrang



110V Check p. 30



28200	● Structure Chrome ● Diffuser Opal	144,90€
-------	---------------------------------------	---------

Material	Structure Steel Diffuser PMMA
Power	4W
Lumen Output	350lm
Light Source	SMD LED 3000K
Class	I
CRI	>80
Voltage	100V-240V/50/60Hz



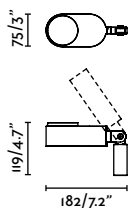
Table
150



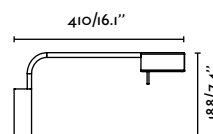
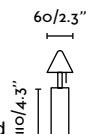
Clip
164



Table
150

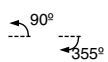


Colour temperature and intensity can be adjusted.





Ligera Wall



110V Check p. 30

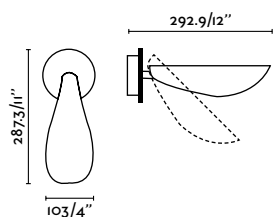


20077 ● Structure Matt Black ● Shade Matt Black 95,90€

Material	Structure Steel
	Shade Steel
Light Source	1 G9 LED max. 6W
Bulb incl.	No
Recom. Bulb	17466
Class	II



Suspended Table&Floor
272 100



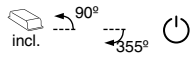
indoor

Wall



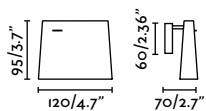
Its soft and natural forms are inspired by ancient Japanese minimalism.

Aurea
Estudi Ribaudí

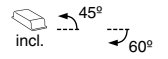


62115 ● Structure Matt White 99,40€
 ● Diffuser Opal

Material	Structure Steel
	Diffuser PC
Power	8W
Lumen Output	297lm
Light Source	SMD LED 2700K
Class	I
CRI	>80
Voltage	220V-240V/50/60Hz



Le Petit
Àlex & Manel Llusçà

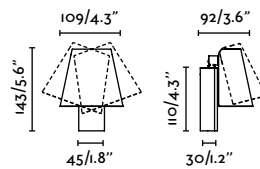


110V Check p. 30



62161 ● Structure Matt White 111,50€
 62162 ● Structure Matt Black 111,50€
 62163 ● Structure Satin Gold 131,50€
 62164 ● Structure Bronze 131,50€

Material	Structure Steel
Power	4W
Lumen Output	88lm
Light Source	SMD LED 3000K
Class	II
CRI	>80
Voltage	100V-240V/50/60Hz





Well Induction

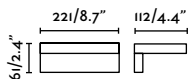


110V Check p. 30



64030 Structure Matt White
 Diffuser Opal 161,50€

Material	Structure Aluminium + PP Diffuser PMMA
Power	7W
Lumen Output	248lm
Light Source	SMD LED 2700K
Class	I
CRI	≥90
Voltage	100V-240V/50Hz



Induction charger and USB type A

Corb



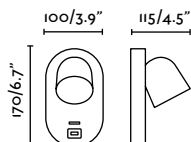
110V Check p. 30



USB Type A charger
 40135 Structure Matt White 80,80€

USB Type C charger
 40136N Structure Matt Black 80,80€

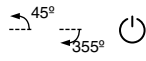
Material	Structure Aluminium
Light Source	1 GU10 LED max. 8W
Bulb incl.	No
Recom. Bulb	17316
Class	I



USB A or C charger



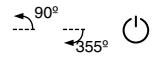
Noon
Alegre Design



NEW
FINISH

62355	● Structure Matt White	121,30€
62356	● Structure Moss grey	127,50€

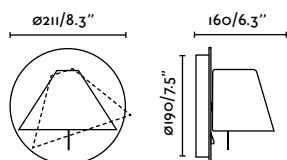
Smile
Jordi Busquets



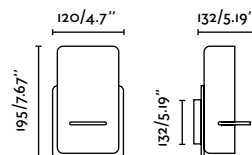
62130	● Structure Matt White	75,80€
62131	● Structure Matt Black	75,80€

Material	Structure Steel
	Shade Steel
Light Source	1 E27 LED G45 max. 15W
Bulb incl.	No
Recom. Bulb	17462
Class	II

Material	Structure Steel
Light Source	1 E27 LED max. 15W
Bulb incl.	No
Recom. Bulb	17463
Class	II



Orientable shade




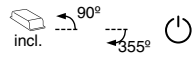
Orientable shade

indoor

Wall



Leo Wall
Estudi Ribaudí

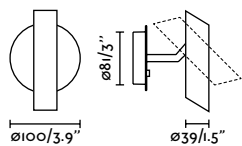



43792	● Structure Matt White	120,10€
43793	● Structure Matt Black	120,10€

Material	Structure Aluminium
Power	3,5W
Lumen Output	299lm
Light Source	COB LED 2700K
Class	II
CRI	≥90
Voltage	220V-240V/50/60Hz
Beam angle	36°
Cut out	85mm



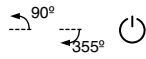
Leo Recessed Accessory		
43800	● Satin Stainless	10,50€
Material	Structure Steel	





The perfect combination of versatility and design. With its focal light, Leo highlights any detail, providing precision and style.

Stan Slim Switch




110V Check p. 30



43822	●● Structure White + Matt White	59,90€
43823	●● Structure Black + Matt Black	59,90€

Material	Structure Aluminium + ABS
Light Source	1 GU10 LED MR11 max. 3W
Bulb incl.	No
Recom. Bulb	17537
Class	I

Stan Switch

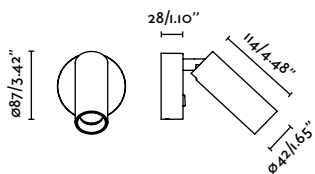


110V Check p. 30

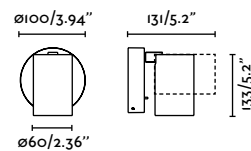


43767	●● Structure White + Matt White	63,10€
43768	●● Structure Black + Matt Black	63,10€

Material	Structure Aluminium + ABS
Light Source	1 GU10 LED max. 5W
Bulb incl.	No
Recom. Bulb	17334
Class	I



Honey Comb accessory included



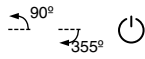
Honey Comb accessory included

indoor

Wall



Retro Wall
Àlex & Manel Llusçà



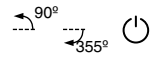
110V Check p. 30



20049 Structure Matt Black + Chrome 72,90€

Material	Structure Steel
Light Source	1 E14 LED max. 8W
Bulb incl.	No
Recom. Bulb	17461
Class	I

Snap
Faro Lab



110V Check p. 30

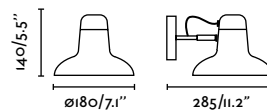
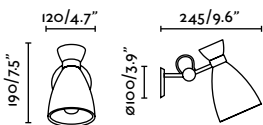


57402 Structure Cream White + Grey 67,30€
57403 Structure Dark Grey 67,30€

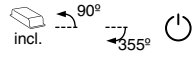
Material	Structure Steel
Light Source	1 E27 LED max. 15W
Bulb incl.	No
Recom. Bulb	17463
Class	II



Suspended
230

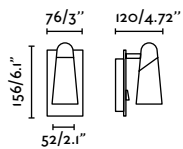


Lao Wall
Nahtrang



29039	●● Structure Matt Black + Gloss Black ● Diffuser Opal	52,90€
29040	●● Structure Matt White + Gloss White ● Diffuser Opal	52,90€

Material	Structure Aluminium + ABS Diffuser PMMA
Power	4W
Lumen Output	367lm
Light Source	SMD LED 3000K
Class	I
CRI	>80
Voltage	220V-240V/50/60Hz



Orleans Wall
Nahtrang

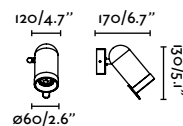


110V Check p. 30



43521	● Structure Matt Black	53,40€
43522	●● Structure Chrome + Matt Black	56,50€

Material	Structure Steel
Light Source	1 GU10 LED max. 8W
Bulb incl.	No
Recom. Bulb	17334
Class	I



Maya
Faro Lab

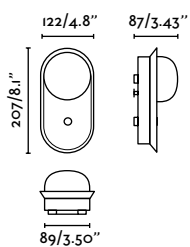


40102	●● Structure Matt Black + Gloss Black ● Diffuser Opal	142,10€
40103	●● Structure Matt White + Beige ● Diffuser Opal	142,10€
40104	●● Structure Matt Black + Terracotta ● Diffuser Opal	142,10€

Material	Structure Aluminium + Steel
	Diffuser Glass
Power	8W
Lumen Output	586lm
Light Source	SMD LED 2700K
Class	II
CRI	>90
Voltage	220V-240V/50/60Hz
Cable	1.5m



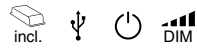
reddot winner 2023



2 Installation Modes



Niko Glass Left Nahrang



110V Check p. 30



Mine Glass Pendant Space

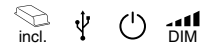
01014A Structure Matt White + Wood Diffuser Opal 291,60€

Mine PC Pendant Space

01026A Structure Matt White + Wood Diffuser Opal 291,60€

Material	Structure Aluminium + Wood
Power	7W
Lumen Output	500lm
Light Source	SMD LED 3000K
Dimmable W/lm	1/80-4/250-7/500
Class	II
CRI	>80
Voltage	100V-240V/50/60Hz

Niko Glass Right Nahrang



110V Check p. 30



Mine Glass Pendant Space

01009A Structure Matt White + Wood Diffuser Opal 291,60€


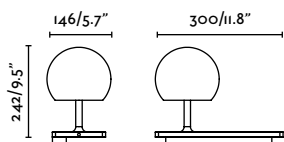
Mine PC Pendant Space

01027A Structure Matt White + Wood Diffuser Opal 291,60€

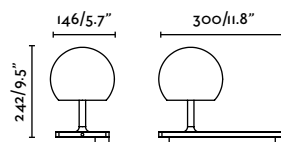
Material	Structure Aluminium + Wood
Power	7W
Lumen Output	500lm
Light Source	SMD LED 3000K
Dimmable W/lm	1/80-4/250-7/500
Class	II
CRI	>80
Voltage	100V-240V/50/60Hz



Table 50



Induction charger and USB charger, type A



Induction charger and USB charger, type A



Nit Left

Goula / Figuera



110V Check p. 30



01004

● Structure Matt Black

101,50€

Nit Right

Goula / Figuera



110V Check p. 30




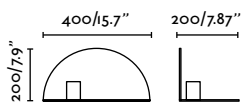
01006

● Structure Matt Black


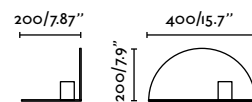
101,50€

Material	Structure Steel
Light Source	1 E27 LED max. 15W
Bulb incl.	No
Recom. Bulb	17464
Class	II
Cable	1.7m

Material	Structure Steel
Light Source	1 E27 LED max. 15W
Bulb incl.	No
Recom. Bulb	17464
Class	II
Cable	1.7m



Double position



Double position



Tatawin Wall Arm Glass

Adolfo Abejón



20342-116	● Structure Satin Black ● Shade Opal	260,20€
20342-117	● Structure Satin Black ● Shade Gloss Black	260,20€

Material	Structure Steel Shade Glass
Light Source	1 E27 LED G45 max. 15W
Bulb incl.	No
Recom. Bulb	17462
Class	II

Tatawin Wall Arm Metal

Adolfo Abejón

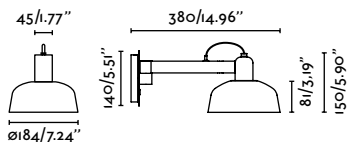


20342-140	● Structure Satin Black ● Shade Gloss White	260,20€
20342-141	● Structure Satin Black ● Shade Gloss Black	260,20€
20342-142	● Structure Satin Black ● Shade Gloss Grayish Blue	260,20€
20342-143	● Structure Satin Black ● Shade Gloss Reddish Orange	260,20€
20342-144	● Structure Satin Black ● Shade Gloss Green	260,20€

Material	Structure Steel Shade Steel
Light Source	1 E27 LED G45 max. 15W
Bulb incl.	No
Recom. Bulb	17462
Class	II



Suspended Table&Floor
198 78





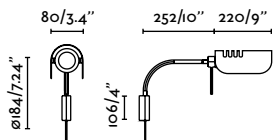
Martinica Wall Arm S

Faro Lab



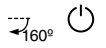
20042-133	● Structure Black ● Shade Black	187,30€
20042-134	● Structure Black ● Shade Blue	187,30€
20042-135	● Structure Black ● Shade Beige	187,30€

Material	Structure Steel Shade Steel
Light Source	1 E27 LED ST64 max. 15W
Bulb incl.	No
Recom. Bulb	17428
Class	II
Cable	2.5m



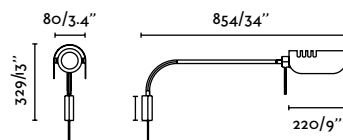
Martinica Wall Arm XL

Faro Lab



20040-133	● Structure Black ● Shade Black	241,10€
20040-134	● Structure Black ● Shade Blue	241,10€
20040-135	● Structure Black ● Shade Beige	241,10€

Material	Structure Steel Shade Steel
Light Source	1 E27 LED ST64 max. 15W
Bulb incl.	No
Recom. Bulb	17428
Class	II
Cable	2.5m



Table&Floor
90

indoor

Wall



Break away from more rigid structures with Martinica. Like a sheet that melts and wraps around the lamp, its lampshade encourages us to play with light.

Dominica Wall Arm S

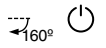
Faro Lab



20042-122	● Structure Beige	187,30€
20042-123	● Structure Black	187,30€

Dominica Wall Arm XL

Faro Lab



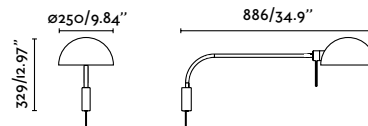
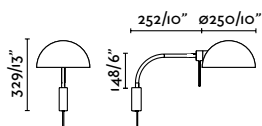
20040-122	● Structure Beige	241,10€
20040-123	● Structure Black	241,10€

Material	Structure Steel
	Shade Steel
Light Source	1 E27 LED max. 15W
Bulb incl.	No
Recom. Bulb	17463
Class	II
Cable	2.5m

Material	Structure Steel
	Shade Steel
Light Source	1 E27 LED max. 15W
Bulb incl.	No
Recom. Bulb	17463
Class	II
Cable	2.5m

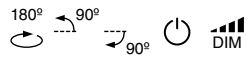


Table&Floor
88





Inviting Arm Wall Bohman And Folenius



110V Check p. 30



57318	● Structure Matt White ● Diffuser Transparent	417,00€
57319	● Structure Matt Black ● Diffuser Transparent	417,00€
57320	● Structure Yellow ● Diffuser Transparent	417,00€

Material	Structure Aluminium Diffuser PMMA
Power	6W
Lumen Output	586lm
Light Source	SMD LED 2700-4800K
Class	II
CRI	>80
Voltage	100V-240V/50/60Hz
Cable	1.9m



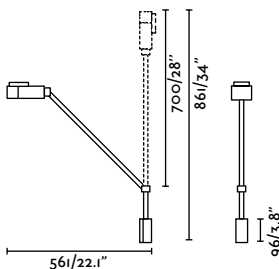
reddot award 2019
winner



Table
150



Clip
164



Celia

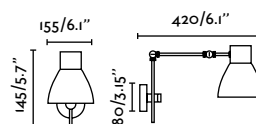


110V Check p. 30



40070	● Structure Matt Black + Satin Nickel ● Shade Matt Black	97,50€
-------	---	--------

Material	Structure Steel Shade Steel
Light Source	1 E14 LED max. 8W
Bulb incl.	No
Recom. Bulb	17461
Class	II
Cable	1.8m





Loop Wall Articulated
Estudi Ribaudí



29396	<ul style="list-style-type: none"> ● Structure Matt Black ● Shade Ash Wood ● Diffuser Translucent 	221,70€
29566	<ul style="list-style-type: none"> ● Structure Matt Black ● Shade Cherry Wood ● Diffuser Translucent 	221,70€

Material	Structure Steel
	Shade Wood
	Diffuser PMMA
Power	6W
Lumen Output	221lm
Light Source	SMD LED 2700K
Class	II
CRI	>80
Voltage	220V-240V/50/60Hz

Pure
Nahrang

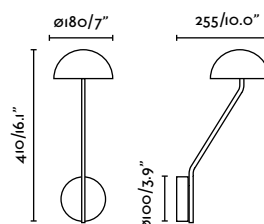

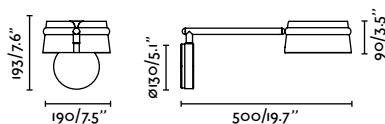


24528	<ul style="list-style-type: none"> ● Structure Matt Black ● Diffuser Transparent 	142,10€
-------	--	---------

Material	Structure Steel
	Diffuser PMMA
Power	6W
Lumen Output	154lm
Light Source	SMD LED 3000K
Class	I
CRI	>80
Voltage	220V-240V/50/60Hz



Table & Floor Suspended
112 242





Whizz Wall Extendable
Christoph Friedrich Wagner



110V Check p. 30



20167	● Structure Black ● Shade Black + Satin Gold	266,70€
20168	● Structure Black ● Shade Satin Gold + Black	266,70€

Material	Structure Steel Shade Steel
Light Source	1 E27 LED max. 15W
Bulb incl.	No
Recom. Bulb	17496
Class	II
Cable	2m

Whizz Wall
Christoph Friedrich Wagner



ETL 110V Check p. 30

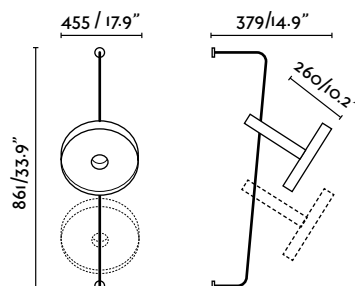
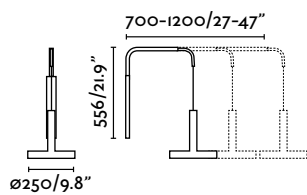


20165-95	● Structure Black + Satin Gold ● Shade Black + Satin Gold	207,00€
20165-96	● Structure Satin Gold + Black ● Shade Satin Gold + Black	207,00€

Material	Structure Steel Shade Steel
Light Source	1 E27 LED max. 15W
Bulb incl.	No
Recom. Bulb	17496
Class	II
Cable	3.4m


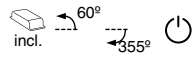


Table&Floor Suspended
62 214



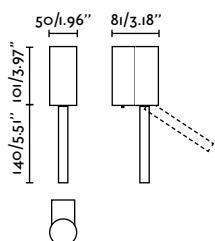


Dante Reader
Faro Lab

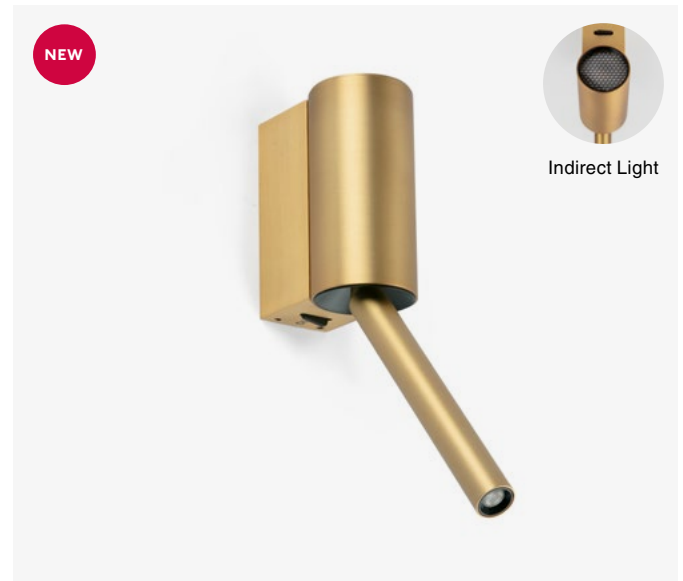
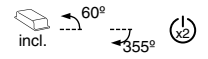


62730	● Structure Matt White	95,00€
62731	● Structure Matt Black	95,00€
62732	● Structure Satin Gold	102,30€

Material	Structure Aluminium + Steel
Power	3W
Lumen Output	116lm
Light Source	SMD LED 2700K
Reader	3W 2700K 116lm
Class	II
CRI	>95
Voltage	220V-240V/50/60Hz
Beam angle	33°

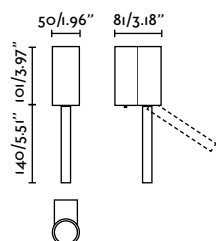


Dante Indirect Light and Reader
Faro Lab



62734	● Structure Matt White ● Diffuser Opal	110,30€
62735	● Structure Matt Black ● Diffuser Opal	110,30€
62736	● Structure Satin Gold ● Diffuser Opal	119,30€

Material	Structure Aluminium + Steel Diffuser PC
Power	5W
Lumen Output	187lm
Light Source	COB LED 2700K
Reader	3W 2700K 116lm 33°
Class	II
CRI	97
Voltage	220V-240V/50/60Hz
Beam angle	53°



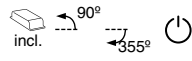
indoor

Wall




A collection designed to offer precise, comfortable reading light. Available in two versions—reader only or reader with indirect light—it combines visual comfort with a clean, understated aesthetic.

Cronos
Faro Lab



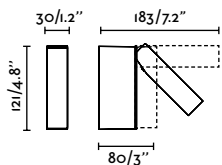
NEW
FINISH



62750	Structure Matt White + Textured Black	100,70€
62751	Structure Matt Black + Textured Black	100,70€
62752	Structure Bronze + Textured Black	120,40€
62765	Structure Brushed Aluminium + Textured Black	106,50€



Material	Structure Steel + Aluminium
Power	4W
Lumen Output	394lm
Light Source	HIGH POWER LED 2700K
Class	II
CRI	90
Voltage	220V-240V/50/60Hz
Beam angle	34°



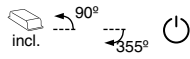
indoor

Wall



Comfortable and reliable. Its reader lights up when lifted, so there's no need to press any switch, making reading moments easier and more enjoyable.

Timit
Faro Lab



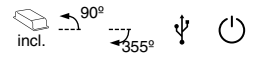
110V Check p. 30



62762	●● Structure Matt White + Textured Black	89,40€
62763	●● Structure Matt Black + Textured Black	89,40€

Material	Structure Steel + Aluminium
Power	4W
Lumen Output	357lm
Light Source	HIGH POWER LED 2700K
Class	II
CRI	90
Voltage	220V-240V/50/60Hz
Beam angle	34°

Timit USB
Faro Lab

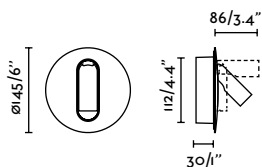


110V Check p. 30

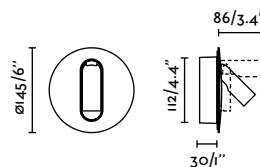


USB Type C charger		
62760	●● Structure Matt White + Textured Black	105,60€
62761	●● Structure Matt Black + Textured Black	105,60€

Material	Structure Steel + Aluminium
Power	4W
Lumen Output	357lm
Light Source	HIGH POWER LED 2700K
Class	II
CRI	90
Voltage	220V-240V/50/60Hz
Beam angle	34°



Recessed and Surface

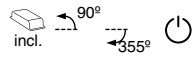


USB-C charger



One reader, two installation options: Timit can be installed recessed or surface-mounted. Its circular shape breaks away from the straight lines found in most spaces.

Gabo
Faro Lab



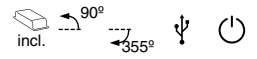
110V Check p. 30



62753	●● Structure Matt White + Textured Black	113,60€
62754	●● Structure Matt Black + Textured Black	113,60€
62755	●● Structure Bronze + Textured Black	131,50€

Material	Structure Steel + Aluminium
Power	4W
Lumen Output	394lm
Light Source	HIGH POWER LED 2700K
Class	II
CRI	90
Voltage	220V-240V/50/60Hz
Beam angle	34°

Gabo USB
Faro Lab



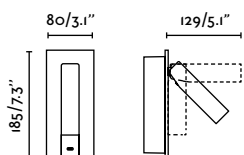
110V Check p. 30



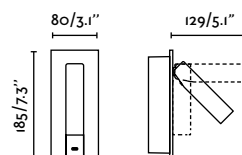
USB Type C charger

62756	●● Structure Matt White + Textured Black	130,20€
62757	●● Structure Matt Black + Textured Black	130,20€
62758	●● Structure Bronze + Textured Black	152,70€

Material	Structure Steel + Aluminium
Power	4W
Lumen Output	394lm
Light Source	HIGH POWER LED 2700K
Class	II
CRI	90
Voltage	220V-240V/50/60Hz
Beam angle	34°



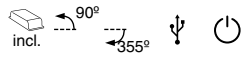
Recessed and Surface



USB-C charger



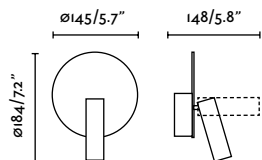
Duas USB C
Faro Lab



USB Type C charger

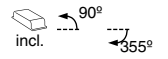
68467N	Structure Matt White + Gloss White	138,60€
68468N	Structure Matt Black + Gloss Black	138,60€

Material	Structure Steel
Power	3W
Lumen Output	98lm
Light Source	COB LED 2700K
Class	II
CRI	≥80
Voltage	100V-240V/50/60Hz
Beam angle	18°



USB C charger

Click Recessed

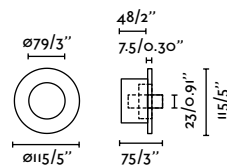


110V Check p. 30



43600	Structure Matt White Diffuser Transparent	98,30€
43601	Structure Matt Black Diffuser Transparent	98,30€

Material	Structure Aluminium
	Diffuser PC
Power	3,2W
Lumen Output	196lm
Light Source	SMD LED 2700K
Class	II
CRI	85
Voltage	100V-240V/50/60Hz
Cut out	ø80mm



indoor

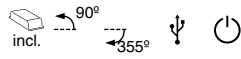
Wall



Duas 68468N

389

Suau USB
Nahtrang



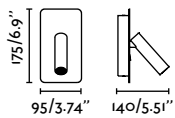
USB Type A charger

62116	● Structure Matt Black	124,90€
62117	● Structure Matt White	124,90€

USB Type C charger

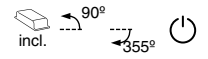
62116N	● Structure Matt Black	124,90€
62117N	● Structure Matt White	124,90€

Material	Structure Aluminium + Steel
Power	4,5W
Lumen Output	190lm
Light Source	HIGH POWER LED 3000K
Class	I
CRI	>80
Voltage	100V-240V/50/60Hz
Beam angle	30°



USB A or C charger

Suau
Nahtrang

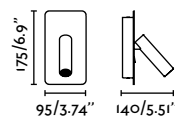


110V Check p. 30



62104	● Structure Bronze	125,90€
62118	● Structure Matt Black	108,70€
62120	● Structure Matt White	108,70€
62121	● Structure Matt Silver	108,70€

Material	Structure Aluminium + Steel
Power	4,5W
Lumen Output	193lm
Light Source	HIGH POWER LED 3000K
Class	I
CRI	>80
Voltage	100V-240V/50/60Hz
Beam angle	30°

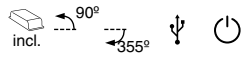


indoor

Wall



Suau Tray Right Nahrang



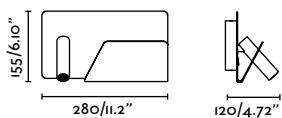
110V Check p. 30



USB Type A charger

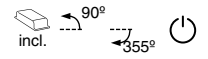
62122	● Structure Matt White	168,40€
62123	● Structure Matt Silver	168,40€

Material	Structure Aluminium + Steel
Power	3W
Lumen Output	190lm
Light Source	HIGH POWER LED 3000K
Class	I
CRI	>80
Voltage	100V-240V/50/60Hz
Beam angle	30°



USB-A charger

Suau Recessed Nahrang

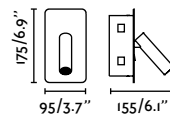


110V Check p. 30




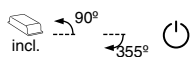
62111	● Structure Bronze	143,40€
62114	● Structure Satin Gold	143,40€
62126	● Structure Satin Nickel	143,40€
62128	● Structure Matt Black	126,10€
62129	● Structure Matt White	126,10€

Material	Structure Aluminium + Steel
Power	4,5W
Lumen Output	193lm
Light Source	HIGH POWER LED 3000K
Class	I
CRI	>80
Voltage	100V-240V/50/60Hz
Beam angle	30°
Cut out	80x155mm



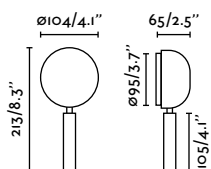


Press
Jordi Blasi

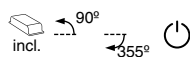


62350	● Structure Gloss White + Matt Black	104,40€
62351	●● Structure Gloss Black + Matt Black	104,40€
62353	●● Structure Gloss Yellow + Matt Black	104,40€

Material	Structure Aluminium
Power	3W
Lumen Output	253lm
Light Source	SMD LED 3000K
Class	II
CRI	>80
Voltage	220V-240V/50/60Hz
Beam angle	24°



Rob Wall Reader

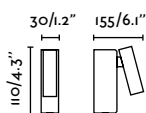


110V Check p. 30

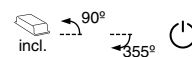


68497	● Structure Bronze	106,10€
68499	● Structure Satin Nickel	105,30€
68508	● Structure Matt White	104,50€
68509	● Structure Matt Black	104,50€


Material	Structure Steel + Aluminium
Power	3W
Lumen Output	230lm
Light Source	HIGH POWER LED 3000K
Class	II
CRI	>80
Voltage	100V-240V/50/60Hz
Beam angle	36°



Boc



110V Check p. 30

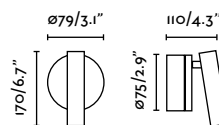


62707	● Structure Matt White	114,80€
62708	● Structure Matt Black	114,80€
62710	● Structure Chrome	120,50€
62711	● Structure Bronze	120,50€

Material	Structure Steel
Power	3W
Lumen Output	95lm
Light Source	HIGH POWER LED 3000K
Class	II
CRI	>80
Voltage	220V-240V/50/60Hz
Beam angle	21°




Wall
448



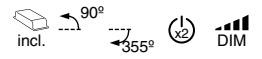


Klee Left
Isaac Piñeiro



20066	●● Structure Textured Grey + Black ● Diffuser Opal	233,50€
20059	●● Structure Textured Black + Black ● Diffuser Opal	233,50€

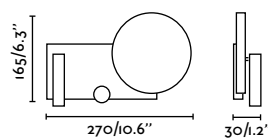
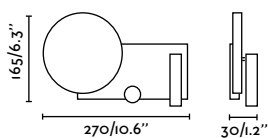
Klee Right
Isaac Piñeiro



20065	●● Structure Textured Grey + Black ● Diffuser Opal	233,50€
20058	●● Structure Textured Black + Black ● Diffuser Opal	233,50€


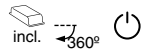
Material	Structure Steel + Melamine Diffuser PMMA
Power	10W
Lumen Output	143lm
Light Source	COB LED 2700K
Dimmable W/lm	6/690-10/1021
Reader	3W 2700K 139lm 36°
Class	II
CRI	≥90
Voltage	220V-240V/50/60Hz

Material	Structure Steel + Melamine Diffuser PMMA
Power	10W
Lumen Output	143lm
Light Source	COB LED 2700K
Dimmable W/lm	6/690-10/1021
Reader	3W 2700K 139lm 36°
Class	II
CRI	≥90
Voltage	220V-240V/50/60Hz



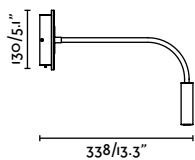


Mood SQ Reader
Nahtrang



20060	●● Structure Oak + Black	117,20€
20064	●● Structure Black + Black	102,50€

Material	Structure Wood + Acier
Power	2W
Lumen Output	69lm
Light Source	SMD LED 3000K
Class	II
CRI	>80
Voltage	220V-240V/50/60Hz
Beam angle	24°

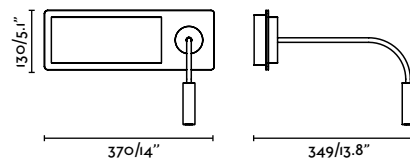


Mood RCT Reader
Nahtrang



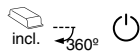
20062	●● Structure Oak + Black ● Diffuser Opal	185,20€
20063	●● Structure Black + Black ● Diffuser Opal	181,70€

Material	Structure Wood + Acier
	Diffuser PMMA
Power	6W
Lumen Output	79lm
Light Source	SMD LED 3000K
Reader	2W 3000K 69lm 24°
Class	II
CRI	>80
Voltage	220V-240V/50/60Hz





Pixie Nahtrang

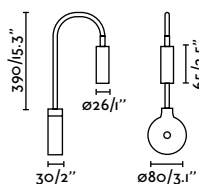


110V Check p. 30

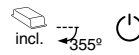


24015	● Structure Matt White	110,10€
24016	● Structure Matt Black	110,10€


Material	Structure Aluminium
Power	4W
Lumen Output	107lm
Light Source	HIGH POWER LED 2700K
Reader	30°
Class	II
CRI	>80
Voltage	100V-240V/50/60Hz
Beam angle	45°



Loke Reader

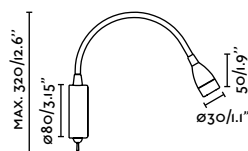


110V Check p. 30

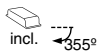


40994	● Structure Chrome	55,00€
41019	● Structure Matt White	56,80€
41020	● Structure Matt Black	56,80€

Material	Structure Aluminium + Steel
Power	3W
Lumen Output	110lm
Light Source	HIGH POWER LED 3000K
Class	II
CRI	>80
Voltage	220V-240V/50/60Hz
Beam angle	30°



Loke Recessed

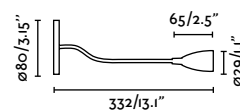


110V Check p. 30



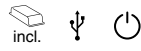
40996	● Structure Chrome	55,00€
-------	--------------------	--------

Material	Structure Aluminium + Steel
Power	3W
Lumen Output	110lm
Light Source	HIGH POWER LED 3000K
Class	II
CRI	>80
Voltage	220V-240V/50/60Hz
Beam angle	30°
Cut out	ø60mm






Juliet USB C




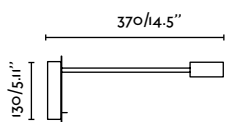
110V Check p. 30



USB Type C charger

41025NA  Structure Chrome 108,70€

Material	Structure Aluminium + Steel
Power	3W
Lumen Output	117lm
Light Source	SMD LED 3000K
Class	II
CRI	>80
Voltage	100V-240V/50/60Hz
Beam angle	36°




USB-C charger


Flin



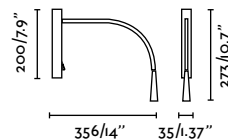
110V Check p. 30



64318  Structure Matt White 76,60€

64319  Structure Matt Black 76,60€

Material	Structure Steel + Aluminium
Power	3W
Lumen Output	153lm
Light Source	HIGH POWER LED 3000K
Class	I
CRI	>80
Voltage	100V-240V/50/60Hz
Beam angle	45°



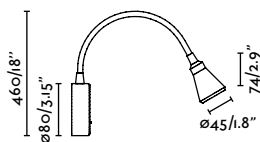


Bel



41029	● Structure Matt White	71,40€
41030	● Structure Matt Black	71,40€

Material	Structure Aluminium + Steel
Power	3W
Lumen Output	133lm
Light Source	HIGH POWER LED 3000K
Class	II
CRI	>80
Voltage	220V-240V/50/60Hz
Beam angle	30°

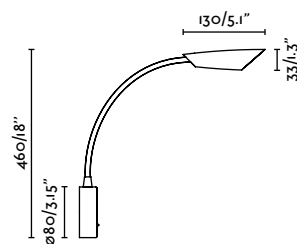


Boken



41031	● Structure Matt White	84,20€
41032	● Structure Matt Black	84,20€

Material	Structure Aluminium + Steel
Power	3W
Lumen Output	102lm
Light Source	HIGH POWER LED 3000K
Class	II
CRI	>80
Voltage	220V-240V/50/60Hz
Beam angle	30°



indoor

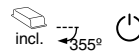
Wall



Leser



Kale



Lead


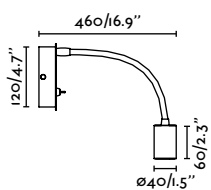


110V Check p. 30




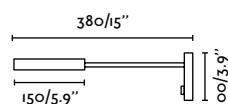
41026 **Structure** Matt Nickel + Matt Black 102,00€

Material	Structure Aluminium + Steel
Power	5W
Lumen Output	389lm
Light Source	COB LED 3000K
Class	II
CRI	>80
Voltage	100V-240V/50/60Hz
Beam angle	36°



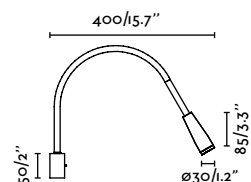
62703 **Structure** Matt Black 100,10€

Material	Structure Aluminium + Steel
Power	3W
Lumen Output	117lm
Light Source	HIGH POWER LED 3000K
Class	II
CRI	>80
Voltage	220V-240V/50/60Hz
Beam angle	24°



62704 **Structure** Old Gold + Brown 143,60€

Material	Structure Aluminium + Leather
Power	3W
Lumen Output	144lm
Light Source	COB LED 3000K
Class	II
CRI	>80
Voltage	220V-240V/50/60Hz
Beam angle	30°



indoor

Wall





Cata

Designed by Marina Milá

Created by Marina Milá, Cata combines refined lines and warm materials to bring serenity and style to any environment. Its timeless aesthetic and balance between the natural and the modern make it both a decorative and functional must-have piece.



Cata Wall 180
Marina Milá



110V Check p. 30



20327 **Structure** Walnut 166,00€
 Shade Beige

Cata Wall 360
Marina Milá



110V Check p. 30



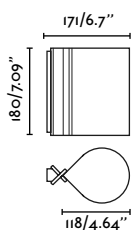
20328 **Structure** Walnut 215,40€
 Shade Beige

Material	Structure Walnut Wood
	Shade Papyrus
Power	2,5W
Lumen Output	45,3lm
Light Source	SMD LED 2700K
Class	II
CRI	>80
Voltage	100V-240V/50/60Hz
Cable	1.5m


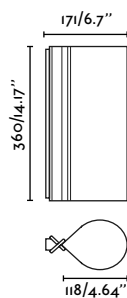
Material	Structure Walnut Wood
	Shade Papyrus
Power	5W
Lumen Output	229lm
Light Source	SMD LED 2700K
Class	II
CRI	>80
Voltage	100V-240V/50/60Hz
Cable	1.5m



Table&Floor Suspended
42 188



2 Installation Modes



2 Installation Modes

indoor

Wall

0
2
2
5




Made with FSC-certified ash wood, Cata reflects a deep respect for the environment. Its flat pack design not only optimizes storage and transport but also reduces the ecological footprint, aligning with current sustainability values.

Cata 20328

411

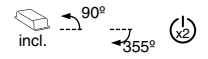
Dome Wall
Faro Lab

110V Check p. 30




29910 ● Structure Satin Black
● Shade Gloss White 175,80€

Dome Wall Reader
Faro Lab



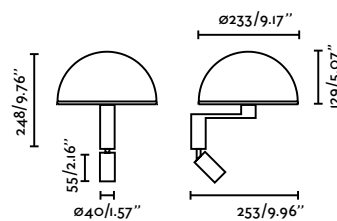
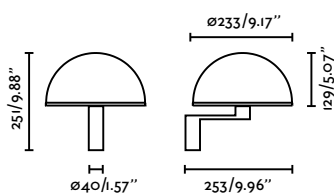
110V Check p. 30



29911 ● Structure Satin Black
● Shade Gloss White 270,00€

Material	Structure Aluminium
	Shade PMMA
Light Source	1 E27 LED G45 max. 15W
Bulb incl.	No
Recom. Bulb	17524
Class	II

Material	Structure Aluminium
	Shade PMMA
Light Source	1 E27 LED G45 max. 15W
Bulb incl.	No
Recom. Bulb	17524
Reader	3W 2700K 213lm 34°
Class	II





Dome is a complete family featuring a table version in two sizes, a floor lamp, a wall light and a pendant. A versatile collection designed to bring visual continuity and harmony to both contract and residential spaces.

Dome Wall Arm

Faro Lab



110V Check p. 30

NEW



29912

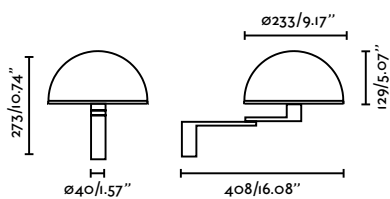
● Structure Satin Black
● Shade Gloss White

287,50€

Material	Structure Steel
	Shade PMMA
Light Source	1 E27 LED G45 max. 15W
Bulb incl.	No
Recom. Bulb	17524
Class	II



Table&Floor Suspended
70 192





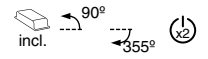
Windsor Wall
Faro Lab



20221-129	● Structure Matt Black ● Shade Grey ● Diffuser Grey	126,40€
20221-150	● Structure Matt Black ● Shade Off White ● Diffuser Off White	126,40€
20222-150	● Structure Matt White ● Shade Off White ● Diffuser Off White	128,60€

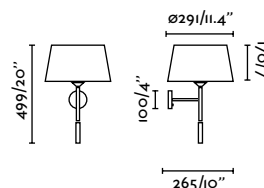
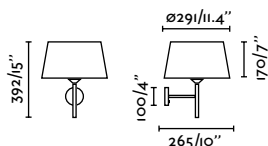
Material	Structure Steel
	Shade Textile
	Diffuser Textile
Light Source	1 E27 LED A60 max. 15W
Bulb incl.	No
Recom. Bulb	17463
Class	II

Windsor Wall Reader
Faro Lab



20223-129	● Structure Matt Black ● Shade Grey ● Diffuser Grey	181,90€
20223-150	● Structure Matt Black ● Shade Off White ● Diffuser Off White	184,10€
20224-150	● Structure Matt White ● Shade Off White ● Diffuser Off White	184,10€

Material	Structure Steel
	Shade Textile
	Diffuser Textile
Light Source	1 E27 LED A60 max. 15W
Bulb incl.	No
Recom. Bulb	17463
Reader	3W 3000K 177lm 24°
Class	II



indoor

Wall



Extra-large lampshades for a great presence. Windsor can create ambient lighting for large spaces, such as hotels and restaurants.

Samba Wall

Faro Lab



64306-35	Structure Matt White Shade Beige	163,60€
64306-36	Structure Matt White Shade Yellow	163,60€
64306-37	Structure Matt White Shade Green	163,60€
64307-35	Structure Matt Black Shade Beige	163,60€
64307-36	Structure Matt Black Shade Yellow	163,60€
64307-37	Structure Matt Black Shade Green	163,60€

Material Structure Steel
Shade Textile

Light Source 1 E27 LED max. 15W

Bulb incl. No

Recom. Bulb 17463

Class I

Samba Wall Reader

Faro Lab



64308-35	Structure Matt White Shade Beige	205,60€
64308-36	Structure Matt White Shade Yellow	205,60€
64308-37	Structure Matt White Shade Green	205,60€
64309-35	Structure Matt Black Shade Beige	205,60€
64309-36	Structure Matt Black Shade Yellow	205,60€
64309-37	Structure Matt Black Shade Green	205,60€

Material Structure Steel
Shade Textile

Light Source 1 E27 LED max. 15W

Bulb incl. No

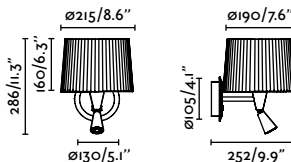
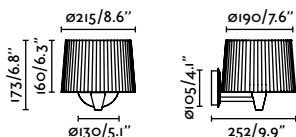
Recom. Bulb 17463

Reader 3W 3000K 191lm 45°

Class I



Suspended Table&Floor
260 124



indoor

Wall



Savoy Wall
Isaac Piñeiro



20300-92	● Structure Matt White ● Shade White	113,30€
20301-93	● Structure Matt Black ● Shade Black	113,30€
20301-94	● Structure Matt Black ● Shade Green	113,30€

Material	Structure Steel
	Shade Textile
Light Source	1 E27 LED max. 15W
Bulb incl.	No
Recom. Bulb	17463
Class	II

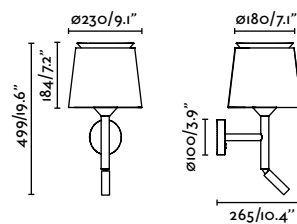
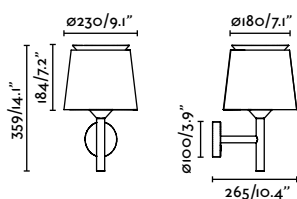


Savoy Wall Reader
Isaac Piñeiro



20302-92	● Structure Matt White ● Shade White	175,30€
20303-93	● Structure Matt Black ● Shade Black	175,30€
20303-94	● Structure Matt Black ● Shade Green	175,30€

Material	Structure Steel
	Shade Textile
Light Source	1 E27 LED max. 15W
Bulb incl.	No
Recom. Bulb	17463
Reader	3W 3000K 177lm 24°
Class	II



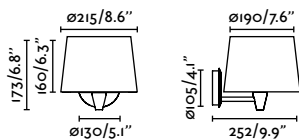


Conga Wall
Faro Lab



64306-01	● Structure Matt White ● Shade White	94,90€
64306-02	● Structure Matt White ● Shade Beige	94,90€
64307-03	● Structure Matt Black ● Shade Black	94,90€

Material	Structure Steel Shade Textile
Light Source	1 E27 LED max. 15W
Bulb incl.	No
Recom. Bulb	17463
Class	I


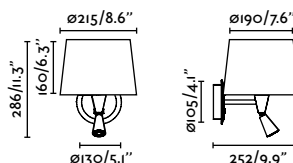


Conga Wall Reader
Faro Lab




64308-01	● Structure Matt White ● Shade White	136,90€
64308-02	● Structure Matt White ● Shade Beige	136,90€
64309-03	● Structure Matt Black ● Shade Black	136,90€

Material	Structure Steel Shade Textile
Light Source	1 E27 LED max. 15W
Bulb incl.	No
Recom. Bulb	17463
Reader	3W 3000K 191lm 45°
Class	I








Sumba Wall
Faro Lab

no incl. 





64307-71  **Structure** Matt Black
 **Shade** Rattan 109,60€

Sumba Wall Reader
Faro Lab

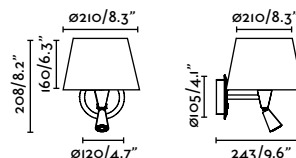
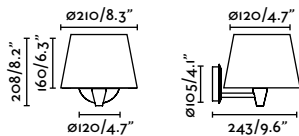

incl. 



64309-71  **Structure** Matt Black
 **Shade** Rattan 151,60€

Material	Structure Steel
	Shade Rattan
Light Source	1 E27 LED max. 15W
Bulb incl.	No
Recom. Bulb	17426
Class	I

Material	Structure Steel
	Shade Rattan
Light Source	1 E27 LED max. 15W
Bulb incl.	No
Recom. Bulb	17426
Reader	3W 3000K 191lm 45°
Class	I





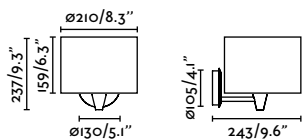
Mambo Wall

Faro Lab



64307-47 ● Structure Matt Black
 ● Shade Rattan 173,70€

Material	Structure Steel
	Shade Rattan
Light Source	1 E27 LED max. 15W
Bulb incl.	No
Recom. Bulb	17463
Class	I




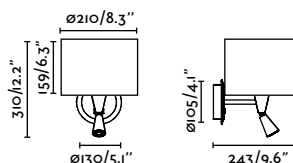
Mambo Wall Reader

Faro Lab



64309-47 ● Structure Matt Black
 ● Shade Rattan 215,70€

Material	Structure Steel
	Shade Rattan
Light Source	1 E27 LED max. 15W
Bulb incl.	No
Recom. Bulb	17463
Reader	3W 3000K 191lm 45°
Class	I



Suspended Table&Floor
 286 116



Luang Wall
Faro Lab



23004-57	● Structure Black ● Shade Beige	173,60€
23004-58	● Structure Black ● Shade Camel	173,60€

Material	Structure Steel Shade Parchment
Light Source	1 E27 LED max. 15W
Bulb incl.	No
Recom. Bulb	17462
Class	I

Loop Wall
Estudi Ribaudí



29395	● Structure Matt Black ● Shade Ash Wood ● Diffuser Translucent	177,90€
29565	● Structure Matt Black ● Shade Cherry Wood ● Diffuser Translucent	177,90€


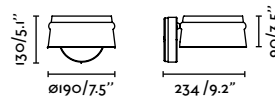
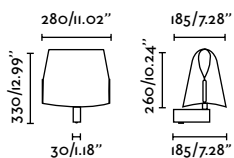
Material	Structure Steel Shade Wood Diffuser PMMA
Power	6W
Lumen Output	221lm
Light Source	SMD LED 2700K
Class	II
CRI	>80
Voltage	220V-240V/50/60Hz



Table&Floor
108




Suspended Table&Floor
242 112



Touch dimmer

indoor

Wall

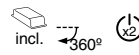


Lupe Wall
Jordi Busquets



20031-88 ● Structure Black
● Shade Beige 112,10€

Lupe Wall Reader
Jordi Busquets



20032-88 ● Structure Black
● Shade Beige 163,60€

Ron
Pepe Llaudet



64400-10 ● Structure Dark Grey
● Shade White 133,40€
64400-11 ● Structure Dark Grey
● Shade Beige 133,40€
64400-12 ● Structure Dark Grey
● Shade Black 133,40€

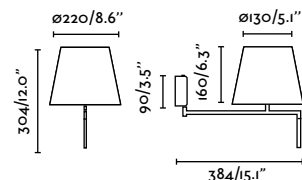
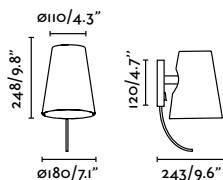
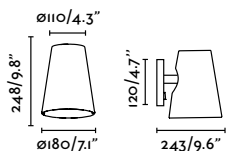
Material	Structure Steel
	Shade Textile
Light Source	1 E27 LED max. 15W
Bulb incl.	No
Recom. Bulb	17463
Class	I

Material	Structure Steel
	Shade Textile
Light Source	1 E27 LED max. 15W
Bulb incl.	No
Recom. Bulb	17463
Reader	1W 3000K 106lm 36°
Class	I

Material	Structure Steel
	Shade Textile
Light Source	1 E27 LED max. 15W
Bulb incl.	No
Recom. Bulb	17463
Class	I



Table&Floor
142



indoor

Wall



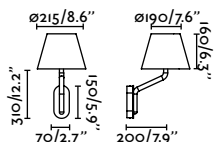
Eterna
Lucid Product Design

110V Check p. 30



24005-10	Structure Chrome Shade White	100,60€
24005-11	Structure Chrome Shade Beige	100,60€
24005-12	Structure Chrome Shade Black	100,60€

Material	Structure Steel Shade Textile
Light Source	1 E27 LED max. 15W
Bulb incl.	No
Recom. Bulb	17463
Class	II



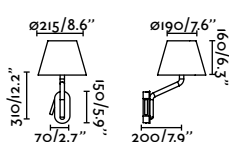
Eterna Reader Right
Lucid Product Design

110V Check p. 30



24006-10	Structure Chrome Shade White	149,90€
24006-11	Structure Chrome Shade Beige	149,90€
24006-12	Structure Chrome Shade Black	149,90€

Material	Structure Steel Shade Textile
Light Source	1 E27 LED max. 15W
Bulb incl.	No
Recom. Bulb	17463
Reader	1W 2700K 82lm 18°
Class	II



incl.

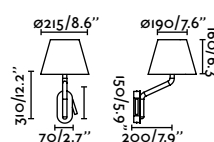
Eterna Reader Left
Lucid Product Design

110V Check p. 30



24007-10	Structure Chrome Shade White	149,90€
24007-11	Structure Chrome Shade Beige	149,90€
24007-12	Structure Chrome Shade Black	149,90€

Material	Structure Steel Shade Textile
Light Source	1 E27 LED max. 15W
Bulb incl.	No
Recom. Bulb	17463
Reader	1W 2700K 82lm 18°
Class	II





Rem Wall

Àlex & Manel Llusçà

110V Check p. 30



29680-19	● Structure Matt Nickel ● Shade White	104,30€
29680-20	● Structure Matt Nickel ● Shade Beige	104,30€
29680-21	● Structure Matt Nickel ● Shade Black	104,30€
29681-19	● Structure Old Gold ● Shade White	110,80€
29681-20	● Structure Old Gold ● Shade Beige	110,80€
29681-21	● Structure Old Gold ● Shade Black	110,80€

Material	Structure Steel
	Shade Textile
Light Source	1 E27 LED max. 15W
Bulb incl.	No
Recom. Bulb	17463
Class	I

Rem Wall Reader

Àlex & Manel Llusçà

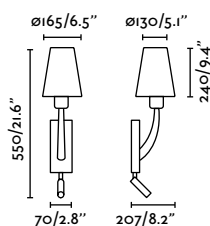
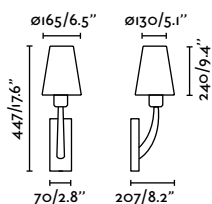
incl.

110V Check p. 30



29683-19	● Structure Old Gold ● Shade White	173,70€
29683-20	● Structure Old Gold ● Shade Beige	173,70€
29683-21	● Structure Old Gold ● Shade Black	173,70€

Material	Structure Steel
	Shade Textile
Light Source	1 E27 LED max. 15W
Bulb incl.	No
Recom. Bulb	17463
Reader	4W 3000K 148lm 36°
Class	I



Table&Floor
132



Frame Nahtrang

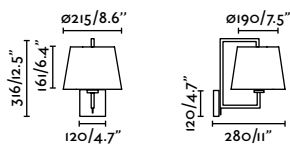


110V Check p. 30



20170-01	● Structure Matt Nickel ● Shade White	115,30€
20170-02	● Structure Matt Nickel ● Shade Beige	115,30€
20170-03	● Structure Matt Nickel ● Shade Black	115,30€
20171-01	● Structure Old Gold ● Shade White	122,50€
20171-02	● Structure Old Gold ● Shade Beige	122,50€
20171-03	● Structure Old Gold ● Shade Black	122,50€

Material	Structure Steel
	Shade Textile
Light Source	1 E27 LED max. 15W
Bulb incl.	No
Recom. Bulb	17463
Class	I



Frame Reader Nahtrang

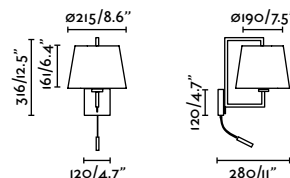


110V Check p. 30



20173-01	● Structure Old Gold ● Shade White	166,30€
20173-02	● Structure Old Gold ● Shade Beige	166,30€
20173-03	● Structure Old Gold ● Shade Black	166,30€

Material	Structure Steel
	Shade Textile
Light Source	1 E27 LED max. 15W
Bulb incl.	No
Recom. Bulb	17463
Reader	3W 3000K 101lm 36°
Class	I



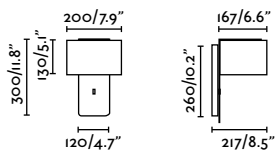


Fold
Nutcreatives



64303 ● **Structure** Matt Black 108,20€
 ● **Shade** Black

Material	Structure Steel
	Shade Textile
Light Source	1 E27 LED max. 15W
Bulb incl.	No
Recom. Bulb	17463
Class	I

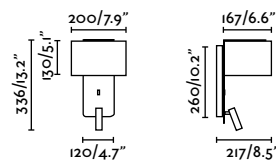


Fold Reader
Nutcreatives



64304 ● **Structure** Matt White 166,10€
 ● **Shade** White
 64305 ● **Structure** Matt Black 166,10€
 ● **Shade** Black

Material	Structure Steel
	Shade Textile
Light Source	1 E27 LED max. 15W
Bulb incl.	No
Recom. Bulb	17463
Reader	3W 3000K 196lm 36°
Class	I





Room
Àlex & Manel Lluscà

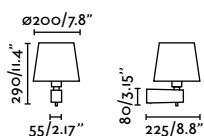


110V Check p. 30



29974	● Structure Satin Nickel ● Shade White	83,60€
29975	● Structure Satin Nickel ● Shade Black	83,60€

Material	Structure Steel
	Shade Textile
Light Source	1 E27 LED max. 15W
Bulb incl.	No
Recom. Bulb	17463
Class	I



Room Reader
Àlex & Manel Lluscà

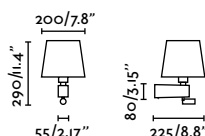


110V Check p. 30



29976	● Structure Satin Nickel ● Shade White	117,00€
-------	---	---------

Material	Structure Steel
	Shade Textile
Light Source	1 E27 LED max. 15W
Bulb incl.	No
Recom. Bulb	17463
Reader	3W 3000K 198lm 18°
Class	II



indoor

Wall



Vesper Wall
Nahtrang

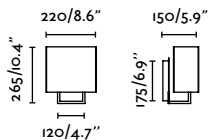


110V Check p. 30



29980	<ul style="list-style-type: none"> Structure Matt White Shade Beige 	92,10€
29981	<ul style="list-style-type: none"> Structure Brown Shade Beige 	92,10€

Material	Structure Steel
	Shade Textile
Light Source	1 E14 LED max. 8W
Bulb incl.	No
Recom. Bulb	17461
Class	I



Vesper Wall Reader
Nahtrang

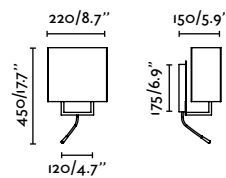


110V Check p. 30



29982	<ul style="list-style-type: none"> Structure Matt White Shade Beige 	140,70€
29983	<ul style="list-style-type: none"> Structure Brown Shade Beige 	140,70€

Material	Structure Steel
	Shade Textile
Light Source	1 E14 LED max. 8W
Bulb incl.	No
Recom. Bulb	17461
Reader	1W 3000K 93lm 30°
Class	I



Suspended Table&Floor
258 138

indoor

Wall



Handy
Jordi Blasi

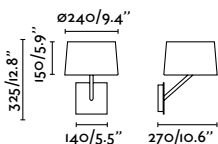


110V Check p. 30



28413 ● Structure Matt White
● Shade White 118,60€

Material	Structure Steel
	Shade Textile
Light Source	1 E27 LED max. 15W
Bulb incl.	No
Recom. Bulb	17463
Class	I



Berni
Nahrang

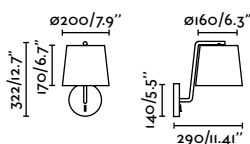


110V Check p. 30



29326 ● Structure Matt White
● Shade White 100,50€
29328 ● Structure Satin Nickel
● Shade White 100,50€

Material	Structure Steel
	Shade Textile
Light Source	1 E27 LED max. 15W
Bulb incl.	No
Recom. Bulb	17463
Class	I



Berni Reader
Nahrang



110V Check p. 30



29329 ● Structure Matt White
● Shade White 153,40€
29330 ● Structure Matt Black
● Shade Black 153,40€
29331 ● Structure Satin Nickel
● Shade White 153,40€

Material	Structure Steel
	Shade Textile
Light Source	1 E27 LED max. 15W
Bulb incl.	No
Recom. Bulb	17463
Reader	3W 3000K 141lm 24°
Class	I

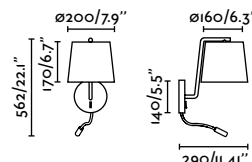


Table & Floor
146

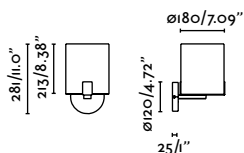


Nila Wall



20052 ● Structure Matt Black
● Shade Off White 78,50€

Material	Structure Steel
	Shade Textile
Light Source	1 E27 LED max. 15W
Bulb incl.	No
Recom. Bulb	17463
Class	I

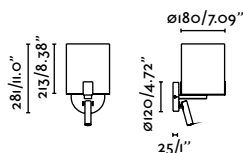


Nila Wall Reader



20053 ● Structure Matt Black
● Shade Off White 126,20€

Material	Structure Steel
	Shade Textile
Light Source	1 E27 LED max. 15W
Bulb incl.	No
Recom. Bulb	17463
Reader	3W 3000K 106lm 36°
Class	I



Table&Floor
136



Montreal Reader Nahrang

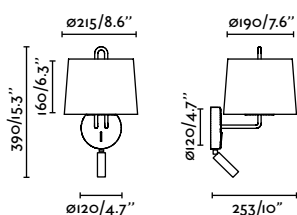


110V Check p. 30



24033-01	Structure Chrome Shade White	173,00€
24033-02	Structure Chrome Shade Beige	173,00€
24033-03	Structure Chrome Shade Black	173,00€

Material	Structure Steel Shade Textile
Light Source	1 E27 LED max. 15W
Bulb incl.	No
Recom. Bulb	17463
Reader	3W 2700K 122lm 34°
Class	II



Artis Reader Àlex & Manel Llusçà

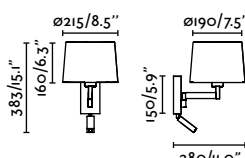


110V Check p. 30

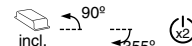


68493-01	Structure Chrome Shade White	183,70€
68493-02	Structure Chrome Shade Beige	183,70€
68493-03	Structure Chrome Shade Black	183,70€

Material	Structure Steel Shade Textile
Light Source	1 E27 LED max. 15W
Bulb incl.	No
Recom. Bulb	17463
Reader	1W 3000K 75lm 18°
Class	I



Rob Wall Shade

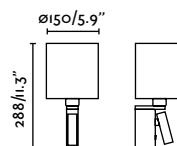



110V Check p. 30



68496	Structure Bronze Shade Opal	147,90€
68498	Structure Satin Nickel Shade Opal	143,60€

Material	Structure Steel + Aluminium Shade PMMA
Light Source	1 E27 LED max. 15W
Bulb incl.	No
Recom. Bulb	17463
Reader	3W 3000K 121lm 18°
Class	I





Sahara

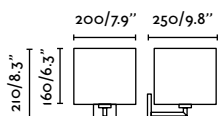


110V Check p. 30



62706 **Structure** Chrome **Shade** White 110,90€

Material	Structure Steel
	Shade Textile
Light Source	1 E27 LED max. 15W
Bulb incl.	No
Recom. Bulb	17463
Class	I



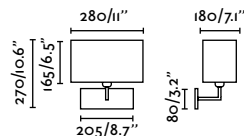
Roda

110V Check p. 30



62988 **Structure** Satin Nickel **Shade** White 64,60€


Material	Structure Steel
	Shade Textile
Light Source	1 E27 LED max. 15W
Bulb incl.	No
Recom. Bulb	17463
Class	I



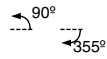


indoor

Wall



Stan 1L



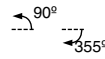
110V Check p. 30



43740	● Structure Matt White + ● Matt Black	58,80€
43741	● Structure Matt Black + ● Matt Black	58,80€

Material	Structure Aluminium + ABS
Light Source	1 GU10 LED max. 5W
Bulb incl.	No
Recom. Bulb	17334
Class	I

Stan 2L



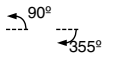
110V Check p. 30



43742	● Structure Matt White + ● Matt Black	99,90€
43743	● Structure Matt Black + ● Matt Black	99,90€

Material	Structure Aluminium + ABS
Light Source	2 GU10 LED max. 5W
Bulb incl.	No
Recom. Bulb	17334
Class	I

Stan 3L

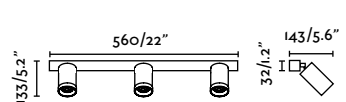
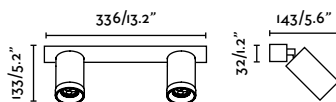
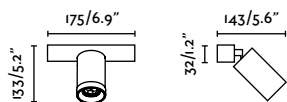


110V Check p. 30



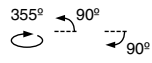
43744	● Structure Matt White + ● Matt Black	127,60€
43745	● Structure Matt Black + ● Matt Black	127,60€

Material	Structure Aluminium + ABS
Light Source	3 GU10 LED max. 5W
Bulb incl.	No
Recom. Bulb	17334
Class	I





Link
Estudi Ribaudí

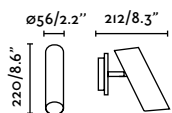


110V Check p. 30

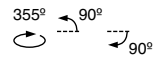


29873	● Structure Matt White	42,70€
29874	● Structure Matt Black	42,70€
29897	● Structure Bronze	61,30€

Material	Structure Steel
Light Source	1 GU10 LED max. 8W
Bulb incl.	No
Recom. Bulb	17334
Class	I



Link 2L
Estudi Ribaudí

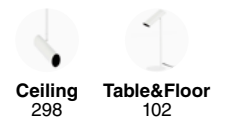
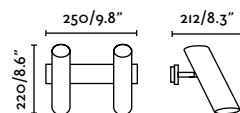


110V Check p. 30



29875	● Structure Matt White	82,50€
29876	● Structure Matt Black	82,50€

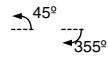
Material	Structure Steel
Light Source	2 GU10 LED max. 8W
Bulb incl.	No
Recom. Bulb	17334
Class	I






205

Coco 1L
Faro Lab



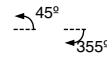
110V Check p. 30



40660	● Structure Matt White	31,40€
40661	● Structure Matt Black	31,40€
40663	● Structure Matt Black + Terracotta	33,00€

Material	Structure ABS + Steel
Light Source	1 GU10 LED max. 8W
Bulb incl.	No
Recom. Bulb	17333
Class	I

Coco 2L
Faro Lab

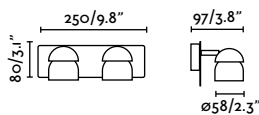


110V Check p. 30

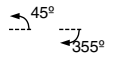


40664	● Structure Matt White	62,50€
-------	------------------------	--------

Material	Structure ABS + Steel
Light Source	2 GU10 LED max. 8W
Bulb incl.	No
Recom. Bulb	17333
Class	I



Coco 3L
Faro Lab

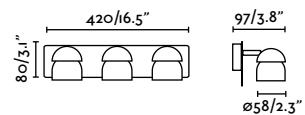


110V Check p. 30

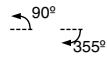


40667	● Structure Matt Black	92,30€
-------	------------------------	--------

Material	Structure ABS + Steel
Light Source	3 GU10 LED max. 8W
Bulb incl.	No
Recom. Bulb	17334
Class	I



Stone 1L
Àlex & Manel Llusçà

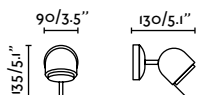


110V Check p. 30

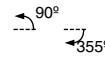


43500 **Structure** Grey + Matt
Black 61,00€

Material	Structure Concrete + Steel
Light Source	1 GU10 LED max. 8W
Bulb incl.	No
Recom. Bulb	17334
Class	I



Stone 3L
Àlex & Manel Llusçà

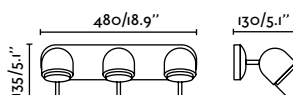


110V Check p. 30

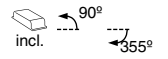


43502 **Structure** Grey + Matt
Black 181,00€

Material	Structure Concrete + Steel
Light Source	3 GU10 LED max. 8W
Bulb incl.	No
Recom. Bulb	17334
Class	I



Lao Wall 3L
Nahtrang

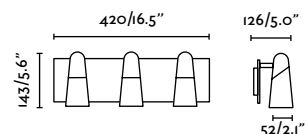


110V Check p. 30

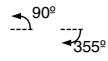


29043 **Structure** Matt Black +
Gloss Black 137,30€
Diffuser Opal

Material	Structure Aluminium + ABS
	Diffuser PMMA
Power	3x4W
Lumen Output	3x367lm
Light Source	SMD LED 3000K
Class	I
CRI	>80
Voltage	220V-240V/50/60Hz



Orleans Wall 2L
Nahtrang

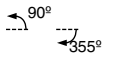


110V Check p. 30



43525 **Structure** Chrome + Matt Black 92,30€

Orleans Wall 3L
Nahtrang



110V Check p. 30

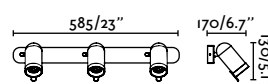
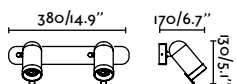


43527 **Structure** Matt Black 123,10€

43528 **Structure** Chrome + Matt Black 129,30€

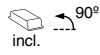
Material	Structure Steel
Light Source	2 GU10 LED max. 8W
Bulb incl.	No
Recom. Bulb	17334
Class	I

Material	Structure Steel
Light Source	3 GU10 LED max. 8W
Bulb incl.	No
Recom. Bulb	17334
Class	I



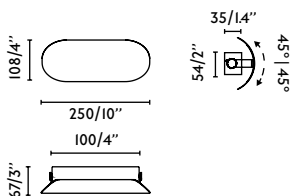


Novo 250
Faro Lab

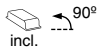


62716	● Structure Beige	121,50€
62717	● Structure Matt Black	121,50€
62718	● Structure Terracotta	121,50€

Material	Structure Steel
Power	5W
Lumen Output	344lm
Light Source	SMD LED 2700K
Class	II
CRI	≥90
Voltage	220V-240V/50/60Hz

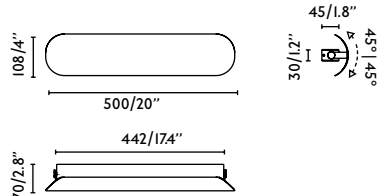


Novo 500
Faro Lab



62724	● Structure Beige	187,20€
62725	● Structure Matt Black	187,20€
62726	● Structure Terracotta	187,20€

Material	Structure Steel
Power	12W
Lumen Output	610lm
Light Source	SMD LED 2700K
Class	II
CRI	≥90
Voltage	220V-240V/50/60Hz





Eres

Àlex & Manel Lluscà

110V Check p. 30



64026

● Structure Matt White

63,70€

Material	Structure Steel
Light Source	1 E27 LED max. 15W
Bulb incl.	No
Recom. Bulb	17463
Class	I

Homs

40°

110V Check p. 30

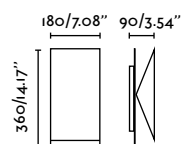
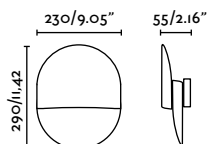


63167

● Structure Matt White

91,60€

Material	Structure Steel
Light Source	1 R7S LED 78mm max. 8W
Bulb incl.	No
Recom. Bulb	17499
Class	I





Ovo 190
Estudi Ribaudí

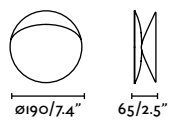


110V Check p. 30



62105 ● Structure Matt White 93,60€

Material	Structure Steel
Light Source	1 R7S LED 78mm max. 8W
Bulb incl.	No
Recom. Bulb	17499
Class	I



Ovo 240
Estudi Ribaudí

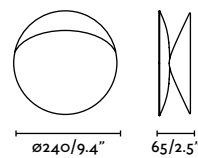


110V Check p. 30



62108 ● Structure Matt White 108,00€

Material	Structure Steel
Light Source	1 R7S LED 118mm max. 15W
Bulb incl.	No
Recom. Bulb	17497
Class	I



indoor

Wall



Sole & Lune

A great combination of functionality and design in a compact format, perfect for hallways and other small spaces.



Lune 40532





A square and sophisticated design, perfect for hallways and passageways.

Lune 40568

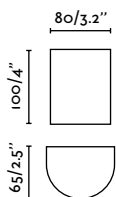
Sole 1L

110V Check p. 30



40522	●● Structure White + White	19,30€
40523	●● Structure Black + Black	19,30€
40524	●● Structure Grey + White	19,30€
40525	●● Structure Terracotta + Black	19,30€

Material	Structure Aluminium + Steel
Light Source	1 GU10 LED max. 8W
Bulb incl.	No
Recom. Bulb	17316
Class	I



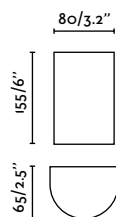
Sole 2L

110V Check p. 30



40538	●● Structure White + White	29,40€
40539	●● Structure Black + Black	29,40€
40540	●● Structure Grey + White	29,40€
40541	●● Structure Terracotta + Black	29,40€

Material	Structure Aluminium + Steel
Light Source	2 GU10 LED max. 8W
Bulb incl.	No
Recom. Bulb	17316
Class	I



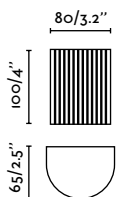
Sole 1L Ribbed

110V Check p. 30



40526	●● Structure White + White	21,00€
40527	●● Structure Black + Black	21,00€
40528	●● Structure Grey + White	21,00€
40529	●● Structure Terracotta + Black	21,00€

Material	Structure Aluminium + Steel
Light Source	1 GU10 LED max. 8W
Bulb incl.	No
Recom. Bulb	17316
Class	I



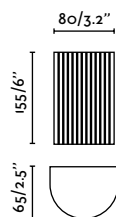
Sole 2L Ribbed

110V Check p. 30



40542	●● Structure White + White	30,40€
40543	●● Structure Black + Black	30,40€
40544	●● Structure Grey + White	30,40€
40545	●● Structure Terracotta + Black	30,40€

Material	Structure Aluminium + Steel
Light Source	2 GU10 LED max. 8W
Bulb incl.	No
Recom. Bulb	17316
Class	I



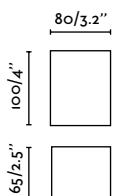
Lune 1L

110V Check p. 30



40530	●● Structure White + White	20,50€
40531	●● Structure Black + Black	20,50€
40533	●● Structure Terracotta + Black	20,50€
40532	●● Structure Grey + White	20,50€

Material	Structure Aluminium + Steel
Light Source	1 GU10 LED max. 8W
Bulb incl.	No
Recom. Bulb	17316
Class	I



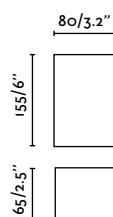
Lune 2L

110V Check p. 30



40546	●● Structure White + White	32,20€
40547	●● Structure Black + Black	32,20€
40548	●● Structure Grey + White	32,20€
40549	●● Structure Terracotta + Black	32,20€

Material	Structure Aluminium + Steel
Light Source	2 GU10 LED max. 8W
Bulb incl.	No
Recom. Bulb	17316
Class	I



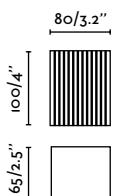
Lune 1L Ribbed

110V Check p. 30



40534	●● Structure White + White	21,90€
40535	●● Structure Black + Black	21,90€
40536	●● Structure Grey + White	21,90€
40537	●● Structure Terracotta + Black	21,90€

Material	Structure Aluminium + Steel
Light Source	1 GU10 LED max. 8W
Bulb incl.	No
Recom. Bulb	17316
Class	I




Lune 2L Ribbed

110V Check p. 30



40565	●● Structure White + White	32,20€
40566	●● Structure Black + Black	32,20€
40567	●● Structure Grey + White	32,20€
40568	●● Structure Terracotta + Black	32,20€

Material	Structure Aluminium + Steel
Light Source	2 GU10 LED max. 8W
Bulb incl.	No
Recom. Bulb	17316
Class	I



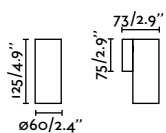
Stan 1L

110V Check p. 30



43748	●● Structure Matt White + Matt Black	54,20€
43749	●● Structure Matt Black + Matt Black	54,20€
43759	●● Structure Satin Gold + Matt Black	63,90€
43765	●● Structure Terracotta + Matt Black	57,50€
43778 NEW	●● Structure Brushed Aluminium + Matt Black	63,90€

Material	Structure Aluminium + ABS
Light Source	1 GU10 LED max. 5W
Bulb incl.	No
Recom. Bulb	17334
Class	I



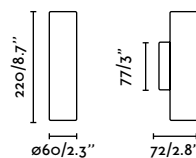

Stan 2L

110V Check p. 30



43750	●● Structure Matt White + Matt Black	71,20€
43751	●● Structure Matt Black + Matt Black	71,20€
43760	●● Structure Satin Gold + Matt Black	83,20€
43766	●● Structure Terracotta + Matt Black	76,80€
43779 NEW	●● Structure Brushed Aluminium + Matt Black	83,20€

Material	Structure Aluminium + ABS
Light Source	2 GU10 LED max. 5W
Bulb incl.	No
Recom. Bulb	17334
Class	I



indoor

Wall

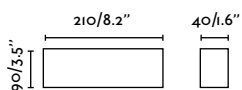


Nash 210



62819	● Structure Matt White ● Diffuser Opal	115,20€
62821	● Structure Matt Black ● Diffuser Opal	115,20€

Material	Structure Aluminium Diffuser PC
Power	8W
Lumen Output	509lm
Light Source	SMD LED 3000K
Class	I
CRI	>80
Voltage	220V-240V/50/60Hz

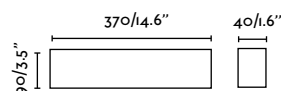


Nash 370



62820	● Structure Matt White ● Diffuser Opal	177,60€
62822	● Structure Matt Black ● Diffuser Opal	177,60€

Material	Structure Aluminium Diffuser PC
Power	16W
Lumen Output	1360lm
Light Source	SMD LED 3000K
Class	I
CRI	>80
Voltage	220V-240V/50/60Hz



indoor

Wall





Kappu

Designed by Faro Lab

Kappu ('cup' in Japanese) is an allegory to the object that contains light. Its simple, minimalist geometry also allows it to be easily painted to adapt to the needs of any space.



Kappu 63428

Kappu 158
Faro Lab

110V Check p. 30



63428 ● Structure White 79,40€

Kappu 250
Faro Lab

110V Check p. 30



63429 ● Structure White 90,00€

Kappu 300
Faro Lab

110V Check p. 30

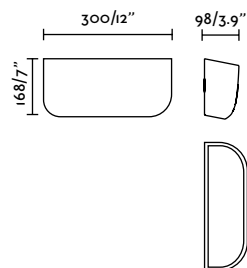
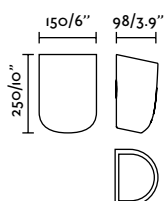
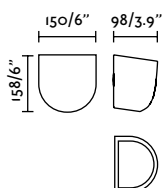


63430 ● Structure White 103,50€

Material	Structure Plaster
Light Source	1 E14 LED G45 max. 7W
Bulb incl.	No
Recom. Bulb	17461
Class	II

Material	Structure Plaster
Light Source	1 E14 LED G45 max. 7W
Bulb incl.	No
Recom. Bulb	17461
Class	II

Material	Structure Plaster
Light Source	2 E14 LED G45 max. 7W
Bulb incl.	No
Recom. Bulb	17461
Class	II



indoor


Wall



Trama

Designed by Faro Lab

Textures are back! Its linear patterns create compositions that break monotony, adding a touch of sophistication and modern style.



Trama 63435



Trama 63435

Trama 180

Faro Lab

110V Check p. 30



63435

● Structure White

94,10€

Material	Structure Plaster
Light Source	1 E14 LED G45 max. 7W
Bulb incl.	No
Recom. Bulb	17461
Class	II

Trama 320

Faro Lab

110V Check p. 30

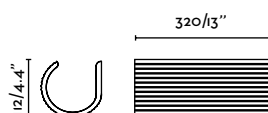
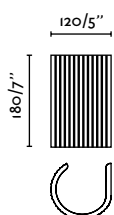


63436

● Structure White

111,30€

Material	Structure Plaster
Light Source	2 E14 LED G45 max. 7W
Bulb incl.	No
Recom. Bulb	17461
Class	II





Milo 280
Faro Lab

110V Check p. 30



63420 ● Structure White
● Diffuser Opal 61,50€

Milo 400
Faro Lab

110V Check p. 30



63421 ● Structure White
● Diffuser Opal 73,50€

Milo 500
Faro Lab

110V Check p. 30

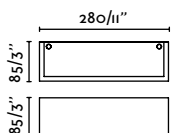


63422 ● Structure White
● Diffuser Opal 100,20€

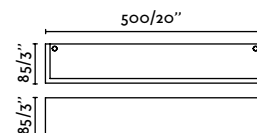
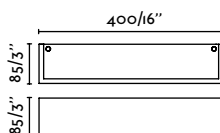
Material	Structure Plaster Diffuser PC
Light Source	1 E14 LED C35 max. 7W
Bulb incl.	No
Recom. Bulb	17460
Class	II

Material	Structure Plaster Diffuser PC
Light Source	2 E14 LED C35 max. 7W
Bulb incl.	No
Recom. Bulb	17460
Class	II

Material	Structure Plaster Diffuser PC
Light Source	2 E14 LED C35 max. 7W
Bulb incl.	No
Recom. Bulb	17460
Class	II



Unidirectional
accessory included



indoor

Wall



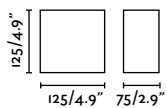
Oslo

110V Check p. 30



63284 ● Structure Matt White 50,60€

Material	Structure Plaster
Light Source	1 G9 LED max. 6W
Bulb incl.	No
Recom. Bulb	17466
Class	I



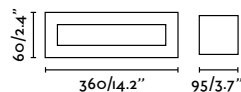
Olaf

110V Check p. 30



63278 ● Structure Matt White
● Diffuser Opal 66,00€

Material	Structure Plaster
	Diffuser PC
Light Source	2 E14 LED max. 8W
Bulb incl.	No
Recom. Bulb	17461
Class	I





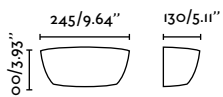
Cheras 2

110V Check p. 30



63173 ● Structure Matt White 77,90€
● Diffuser Opal

Material	Structure Plaster
	Diffuser Glass
Light Source	1 R7S LED 78mm max. 8W
Bulb incl.	No
Recom. Bulb	17499
Class	I



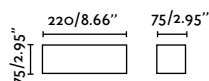
Cheras 3

110V Check p. 30



63174 ● Structure Matt White 71,20€
● Diffuser Opal

Material	Structure Plaster
	Diffuser Glass
Light Source	1 G9 LED max. 6W
Bulb incl.	No
Recom. Bulb	17466
Class	I




Cheras 4

110V Check p. 30




63175 ● Structure Matt White 96,20€
● Diffuser Opal

Material	Structure Plaster
	Diffuser Glass
Light Source	1 R7S LED 78mm max. 8W
Bulb incl.	No
Recom. Bulb	17499
Class	I



indoor

Wall



Eaco 1

110V Check p. 30



63176 ● Structure Matt White 65,10€

Material	Structure Plaster
Light Source	1 G9 LED max. 6W
Bulb incl.	No
Recom. Bulb	17466
Class	I

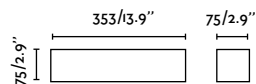
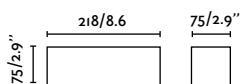
Eaco 2

110V Check p. 30



63177 ● Structure Matt White 72,90€

Material	Structure Plaster
Light Source	2 G9 LED max. 6W
Bulb incl.	No
Recom. Bulb	17466
Class	I



indoor

Wall



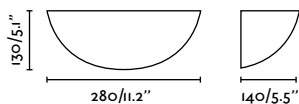
Snow

110V Check p. 30



63285 ● Structure Matt White 51,50€

Material	Structure Plaster
Light Source	1 E14 LED max. 8W
Bulb incl.	No
Recom. Bulb	17461
Class	I



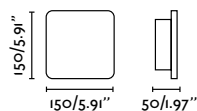
Elsa

110V Check p. 30



63279 ● Structure Matt White
● Diffuser Opal 109,80€

Material	Structure Plaster
	Diffuser PC
Power	8W
Lumen Output	405lm
Light Source	SMD LED 3000K
Class	II
CRI	>80
Voltage	220V-240V/50/60Hz



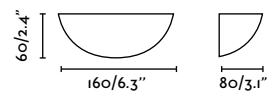
Cove

incl.



63480 ● Structure White 46,60€

Material	Structure Plaster
Power	4W
Lumen Output	187lm
Light Source	SMD LED 3000K
Class	I
CRI	>80
Voltage	220V-240V/50/60Hz





Tera



Luna



Kamen

110V Check p. 30

110V Check p. 30



63184 ● Structure Matt White 105,00€



63225 ● Structure Matt White
● Diffuser Opal 96,30€

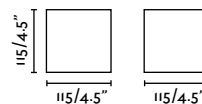
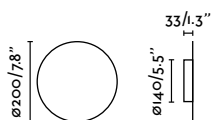
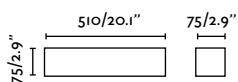


63311 ● Structure Beige 65,30€
63312 ● Structure Grey 65,30€

Material	Structure Plaster
Power	6W
Lumen Output	491lm
Light Source	SMD LED 2700K
Class	II
CRI	>80
Voltage	220V-240V/50/60Hz

Material	Structure Plaster
	Diffuser PMMA
Power	5W
Lumen Output	356lm
Light Source	SMD LED 2700K
Class	II
CRI	>80
Voltage	220V-240V/50/60Hz

Material	Structure Concrete
Light Source	1 G9 LED max. 6W
Bulb incl.	No
Recom. Bulb	17466
Class	I



indoor

Wall



Otton RCT Vertical

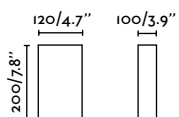
110V Check p. 30



66400-97 **Structure** Matt White **Shade** Beige Linen 77,90€

66400-98 **Structure** Matt White **Shade** Brown Jute 72,90€

Material	Structure Steel
	Shade Textile
Light Source	1 E27 LED max. 15W
Bulb incl.	No
Recom. Bulb	17463
Class	I



Otton R Vertical

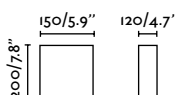
110V Check p. 30



66400-101 **Structure** Matt White **Shade** Beige Linen 78,80€

66400-102 **Structure** Matt White **Shade** Brown Jute 74,20€

Material	Structure Steel
	Shade Textile
Light Source	1 E27 LED max. 15W
Bulb incl.	No
Recom. Bulb	17463
Class	I



Otton SQ 200

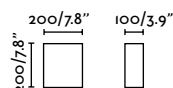
110V Check p. 30



66400-105 **Structure** Matt White **Shade** Beige Linen 106,70€

66400-106 **Structure** Matt White **Shade** Brown Jute 98,10€

Material	Structure Steel
	Shade Textile
Light Source	1 E27 LED max. 15W
Bulb incl.	No
Recom. Bulb	17463
Class	I





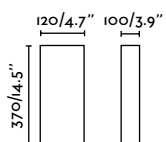
Otton RCT Vertical 2L

110V Check p. 30



66401-99	<ul style="list-style-type: none"> ● Structure Matt White ● Shade Beige Linen 	149,00€
66401-100	<ul style="list-style-type: none"> ● Structure Matt White ● Shade Brown Jute 	132,10€

Material	Structure Steel
	Shade Textile
Light Source	2 E27 LED max. 15W
Bulb incl.	No
Recom. Bulb	17463
Class	I



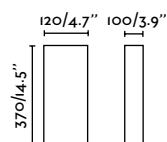
Otton R Vertical 2L

110V Check p. 30



66401-103	<ul style="list-style-type: none"> ● Structure Matt White ● Shade Beige Linen 	149,00€
66401-104	<ul style="list-style-type: none"> ● Structure Matt White ● Shade Brown Jute 	132,30€

Material	Structure Steel
	Shade Textile
Light Source	2 E27 LED max. 15W
Bulb incl.	No
Recom. Bulb	17463
Class	I



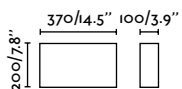
Otton RCT Horizontal 2L

110V Check p. 30



66401-107	<ul style="list-style-type: none"> ● Structure Matt White ● Shade Beige Linen 	146,80€
66401-108	<ul style="list-style-type: none"> ● Structure Matt White ● Shade Brown Jute 	133,90€

Material	Structure Steel
	Shade Textile
Light Source	2 E27 LED max. 15W
Bulb incl.	No
Recom. Bulb	17463
Class	I



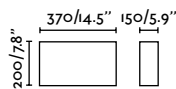
Otton R Horizontal 2L

110V Check p. 30



66401-109	<ul style="list-style-type: none"> ● Structure Matt White ● Shade Beige Linen 	115,30€
66401-110	<ul style="list-style-type: none"> ● Structure Matt White ● Shade Brown Jute 	105,50€

Material	Structure Steel
	Shade Textile
Light Source	2 E27 LED max. 15W
Bulb incl.	No
Recom. Bulb	17463
Class	I



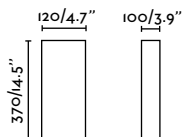
Cotton RCT Vertical 2L

110V Check p. 30



66405	● Structure Matt White ● Shade Beige	69,80€
66406	● Structure Matt White ● Shade Black	69,80€

Material	Structure Steel Shade Textile
Light Source	2 E27 LED max. 15W
Bulb incl.	No
Recom. Bulb	17463
Class	I



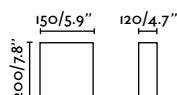
Cotton R Vertical

110V Check p. 30



66407	● Structure Matt White ● Shade Beige	44,00€
66408	● Structure Matt White ● Shade Black	44,00€

Material	Structure Steel Shade Textile
Light Source	1 E27 LED max. 15W
Bulb incl.	No
Recom. Bulb	17463
Class	I



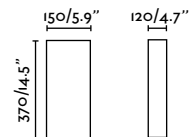
Cotton R Vertical 2L

110V Check p. 30



66409	● Structure Matt White ● Shade Beige	71,40€
66410	● Structure Matt White ● Shade Black	71,40€

Material	Structure Steel Shade Textile
Light Source	2 E27 LED max. 15W
Bulb incl.	No
Recom. Bulb	17463
Class	I



indoor

Wall



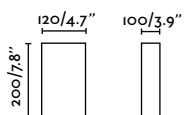
Cotton RCT Vertical

110V Check p. 30



66403	● Structure Matt White ● Shade Beige	42,10€
66404	● Structure Matt White ● Shade Black	42,10€

Material	Structure Steel Shade Textile
Light Source	1 E27 LED max. 15W
Bulb incl.	No
Recom. Bulb	17463
Class	I



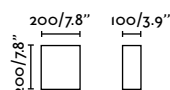
Cotton SQ 200

110V Check p. 30



66411	● Structure Matt White ● Shade Beige	48,30€
66412	● Structure Matt White ● Shade Black	48,30€

Material	Structure Steel Shade Textile
Light Source	1 E27 LED max. 15W
Bulb incl.	No
Recom. Bulb	17463
Class	I



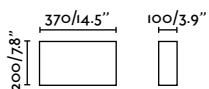
Cotton RCT Horizontal 2L

110V Check p. 30



66413	● Structure Matt White ● Shade Beige	71,80€
66414	● Structure Matt White ● Shade Black	71,80€

Material	Structure Steel Shade Textile
Light Source	2 E27 LED max. 15W
Bulb incl.	No
Recom. Bulb	17463
Class	I



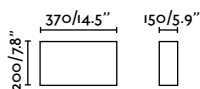
Cotton R Horizontal 2L

110V Check p. 30



66415	● Structure Matt White ● Shade Beige	73,80€
66416	● Structure Matt White ● Shade Black	73,80€

Material	Structure Steel Shade Textile
Light Source	2 E27 LED max. 15W
Bulb incl.	No
Recom. Bulb	17463
Class	I





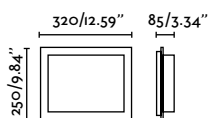
Diula 2L

110V Check p. 30



62986 ● Structure Satin Nickel 63,10€
● Diffuser Opal

Material	Structure Steel
	Diffuser Glass
Light Source	2 E27 LED max. 15W
Bulb incl.	No
Recom. Bulb	17463
Class	I



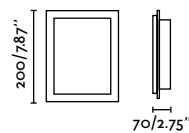
Diula 1L

110V Check p. 30



62987 ● Structure Satin Nickel 48,10€
● Diffuser Opal

Material	Structure Steel
	Diffuser Glass
Light Source	1 E27 LED max. 15W
Bulb incl.	No
Recom. Bulb	17463
Class	I






Confetti 300 H70

Nutcreatives

110V Check p. 30



62173-50	● Structure Matt Black ☼ Shade White & Black	148,00€
62174-50	● Structure Matt Black ☼ Shade White & Black	151,40€

Material	Structure Aluminium Shade Recycled PET
Light Source	1 E27 LED max. 15W
Bulb incl.	No
Recom. Bulb	17463
Class	II

Confetti 450 H70

Nutcreatives

110V Check p. 30

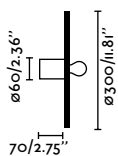


62173-51	● Structure Matt Black ☼ Shade White & Black	160,60€
62174-51	● Structure Matt Black ☼ Shade White & Black	164,00€

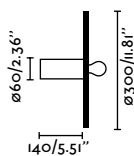
Material	Structure Aluminium Shade Recycled PET
Light Source	1 E27 LED max. 15W
Bulb incl.	No
Recom. Bulb	17464
Class	II



Suspended
244



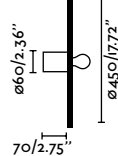
62173-50



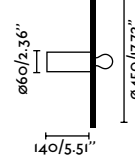
62174-50



Double position



62173-51



62174-51



Double position



Locally produced, made from recycled plastic from bottle caps.

Costas 400 H70
Àlex & Manel Llusçà

110V Check p. 30




62173-78	● Structure Matt Black ● Shade Rattan	89,10€
62174-78	● Structure Matt Black ● Shade Rattan	92,50€

Material	Structure Aluminium Shade Rattan
Light Source	1 E27 LED max. 15W
Bulb incl.	No
Recom. Bulb	17071
Class	II

Costas 600 H70
Àlex & Manel Llusçà

110V Check p. 30

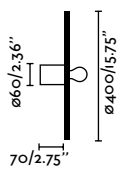


62173-69	● Structure Matt Black ● Shade Rattan	120,00€
62174-69	● Structure Matt Black ● Shade Rattan	123,50€

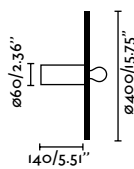
Material	Structure Aluminium Shade Rattan
Light Source	1 E27 LED max. 15W
Bulb incl.	No
Recom. Bulb	17072E
Class	II



Suspended
246



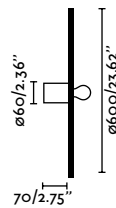
62173-78



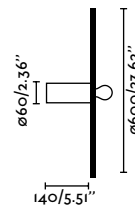
62174-78



Double position



62173-69



62174-69



Double position




It brings a Mediterranean touch to the space where you place it.

Isabelle 150
Héctor Serrano

IP44  incl.



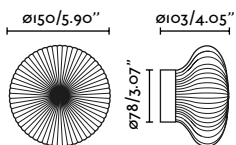
28299  **Structure** Matt White 145,00€
 **Diffuser** Opal



Material	Structure Aluminium
	Diffuser Glass
Power	7,8W
Lumen Output	362lm
Light Source	SMD LED 2700K
Class	II
CRI	90
Voltage	220V-240V/50/60Hz
Beam angle	135°



Suspended
196





May
Faro Lab

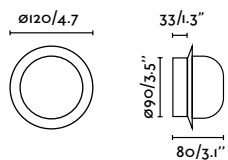
IP44  incl.

110V  Check p. 30



40095	● Structure White ● Diffuser Opal	100,90€
40096	● Structure Black ● Diffuser Opal	100,90€
40097	● Structure Blue ● Diffuser Opal	100,90€
40098	● Structure Coral ● Diffuser Opal	100,90€
40099	● Structure Green ● Diffuser Opal	100,90€

Material	Structure Steel
	Diffuser Glass
Power	4W
Lumen Output	238lm
Light Source	COB LED 2700K
Class	II
Voltage	100V-240V/50/60Hz



indoor

Wall




Moy
Nahtrng

IP44  incl.

110V Check p. 30



40090	 Structure Satin Gold  Diffuser Opal	102,30€
40091	 Structure Chrome  Diffuser Opal	102,30€
40092	 Structure Bronze  Diffuser Opal	102,30€
40093	 Structure Matt Black  Diffuser Opal	99,40€

Material	Structure Steel
	Diffuser Glass
Power	4W
Lumen Output	260lm
Light Source	SMD LED 3000K
Class	II
CRI	>80
Voltage	100V-240V/50/60Hz

Le Vita Wall
Nahtrng

 incl.



29690	 Structure Gloss Gold  Diffuser Opal	335,00€
29695	 Structure Matt Black  Diffuser Opal	292,80€

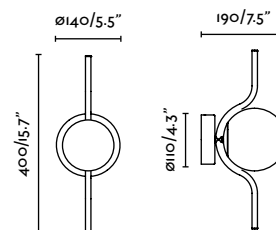
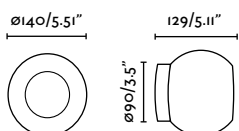
Material	Structure Steel
	Diffuser Glass
Power	7W
Lumen Output	694lm
Light Source	SMD LED 2700K
Class	I
CRI	>80
Voltage	100V-240V/50/60Hz



Table&Floor
48




Suspended Table&Floor
224 106



indoor

Wall



Ten 140 Wall

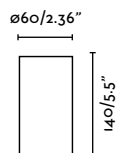
Faro Lab

110V Check p. 30



62170	● Structure Matt White	50,70€
62171	● Structure Matt Black	50,70€
62172	● Structure Old Gold	50,70€

Material	Structure Aluminium
Light Source	1 E27 LED max. 15W
Bulb incl.	No
Recom. Bulb	17464
Class	II



Ten 70 Wall

Faro Lab

110V Check p. 30



62150	● Structure Matt White	45,80€
62151	● Structure Matt Black	45,80€
62152	● Structure Old Gold	49,50€
62153	● Structure Satin Gold	49,50€
62154	● Structure Gloss Copper	49,50€
62155	● Structure Satin Nickel	49,50€

Material	Structure Aluminium
Light Source	1 E27 LED max. 15W
Bulb incl.	No
Recom. Bulb	17464
Class	II

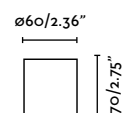



Table 52



Joy Nahrang

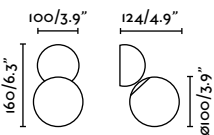


110V Check p. 30



64027 ● Structure Matt Black 99,00€
 ● Diffuser Opal

Material	Structure Aluminium
	Diffuser Glass
Power	3W
Lumen Output	276lm
Light Source	SMD LED 3000K
Class	I
CRI	>80
Voltage	100V-240V/50/60Hz



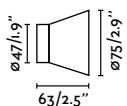
Kera

110V Check p. 30




62300 ● Structure Gloss White 25,10€
 62301 ● Structure Gloss Black 25,10€

Material	Structure Ceramic
Light Source	1 E27 LED max. 15W
Bulb incl.	No
Recom. Bulb	17464
Class	II



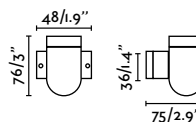
Sera

110V Check p. 30



62302 ● Structure Gloss White 26,90€
 62303 ● Structure Gloss Black 26,90€

Material	Structure Ceramic
Light Source	1 E27 LED max. 15W
Bulb incl.	No
Recom. Bulb	17464
Class	II





Board 350



incl.

110V Check p. 30



01040 ● Structure Blackboard
● Diffuser Opal 156,00€

Board 450




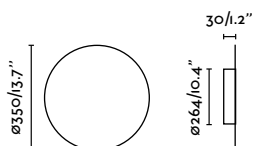
incl.



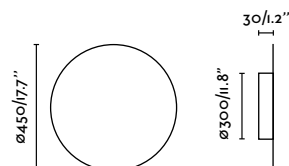
01041 ● Structure Blackboard
● Diffuser Opal 209,00€

Material	Structure Steel
	Diffuser PMMA
Power	8W
Lumen Output	191lm
Light Source	SMD LED 2700K
Class	I
CRI	>80
Voltage	220V-240V/50/60Hz

Material	Structure Steel
	Diffuser PMMA
Power	12W
Lumen Output	386lm
Light Source	SMD LED 2700K
Class	I
CRI	>80
Voltage	220V-240V/50/60Hz



Blackboard








Han
Goula / Figuera

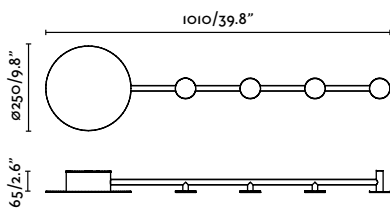

incl.

110V Check p. 30



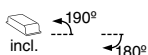
01001  Structure Matt Black 206,00€
 Diffuser Opal

Material	Structure Steel
	Diffuser PMMA
Power	7W
Lumen Output	258lm
Light Source	SMD LED 2700K
Class	I
CRI	>80
Voltage	220V-240V/50/60Hz



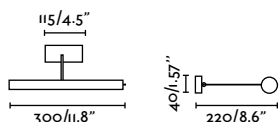


Magritte 300



61080	● Structure Satin Nickel ● Diffuser Opal	127,80€
61083	● Structure Old Gold ● Diffuser Opal	127,80€
61086	● Structure Matt Black ● Diffuser Opal	107,20€

Material	Structure Aluminium + Steel Diffuser PMMA
Power	6W
Lumen Output	325lm
Light Source	SMD LED 3000K
Class	II
CRI	>80
Voltage	220V-240V/50/60Hz



Magritte 450

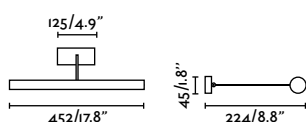


110V Check p. 30

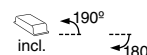


61081	● Structure Satin Nickel ● Diffuser Opal	141,20€
61084	● Structure Old Gold ● Diffuser Opal	141,20€
61087	● Structure Matt Black ● Diffuser Opal	133,20€

Material	Structure Aluminium + Steel Diffuser PMMA
Power	8W
Lumen Output	402lm
Light Source	SMD LED 3000K
Class	II
CRI	>80
Voltage	220V-240V/50/60Hz



Magritte 600

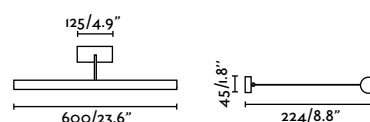


110V Check p. 30



61082	● Structure Satin Nickel ● Diffuser Opal	166,80€
61085	● Structure Old Gold ● Diffuser Opal	166,80€
61088	● Structure Matt Black ● Diffuser Opal	160,00€

Material	Structure Aluminium + Steel Diffuser PMMA
Power	12W
Lumen Output	727lm
Light Source	SMD LED 3000K
Class	II
CRI	>80
Voltage	220V-240V/50/60Hz





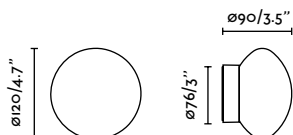
Nubo 120

IP44  incl.




60006	● Structure Matt White ● Diffuser Opal	104,70€
60007	● Structure Matt Black ● Diffuser Opal	104,70€

Material	Structure Aluminium
	Diffuser Glass
Power	7,8W
Lumen Output	362lm
Light Source	SMD LED 2700K
Class	II
CRI	90
Voltage	220V-240V/50/60Hz



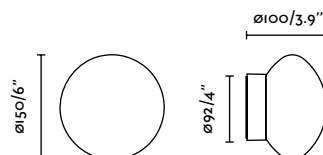
Nubo 150

IP44  incl.



60008	● Structure Matt White ● Diffuser Opal	124,60€
60009	● Structure Matt Black ● Diffuser Opal	124,60€

Material	Structure Aluminium
	Diffuser Glass
Power	9,7W
Lumen Output	821lm
Light Source	SMD LED 2700K
Class	II
CRI	90
Voltage	220V-240V/50/60Hz



indoor

Wall



Ideal for bathrooms, Nubo's opal diffuser softens the light, creating a comfortable, glare-free illumination. Its smooth, flowing shapes add an elegant and calming touch to any space.

Nubo 60006

529

Mabe

IP44



Perla
Àlex & Manel Llusçà

IP44

110V Check p. 30



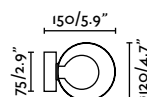
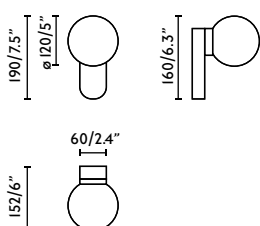
62830	● Structure Matt Black ● Diffuser Opal	113,50€
62831	● Structure Matt Nickel ● Diffuser Opal	118,60€



40085	● Structure Old Gold ● Diffuser Opal	102,30€
40086	● Structure Chrome ● Diffuser Opal	102,30€
40087	● Structure Bronze ● Diffuser Opal	102,30€
40088	● Structure Black ● Diffuser Opal	99,40€

Material	Structure Stainless Steel Diffuser Glass
Power	6W
Lumen Output	503lm
Light Source	SMD LED 3000K
Class	II
CRI	>80
Voltage	220V-240V/50/60Hz

Material	Structure Steel Diffuser Glass
Light Source	1 G9 LED max. 6W
Bulb incl.	No
Recom. Bulb	17443
Class	II







Lago

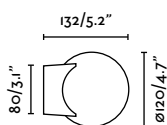
IP44

110V Check p. 30



63503  Structure Chrome 101,90€
 Diffuser Opal


Material	Structure Aluminium
	Diffuser Glass
Light Source	1 G9 LED max. 6W
Bulb incl.	No
Recom. Bulb	17495
Class	II







Ping

IP44

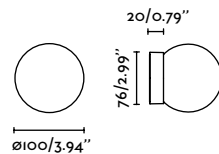
incl. 



60010  Structure Matt White 94,80€
 Diffuser Opal

60011  Structure Matt Black 94,80€
 Diffuser Opal

Material	Structure Aluminium
	Diffuser Glass
Power	7,8W
Lumen Output	756lm
Light Source	SMD LED 3000K
Class	II
CRI	90
Voltage	220V-240V/50/60Hz



indoor

Wall



Gala

IP44

110V Check p. 30



63504	Structure Chrome Diffuser Opal	113,90€
63505	Structure Satin Gold Diffuser Opal	113,90€
63506	Structure Matt Black Diffuser Opal	113,90€

Material	Structure Aluminium Diffuser Glass
Light Source	1 G9 LED max. 6W
Bulb incl.	No
Recom. Bulb	17495
Class	II

Bianca Àlex & Manel Llusçà

IP44

110V Check p. 30



63510	Structure Chrome Diffuser Opal	75,80€
-------	-----------------------------------	--------

Material	Structure Aluminium Diffuser Glass
Light Source	1 G9 LED max. 6W
Bulb incl.	No
Recom. Bulb	17443
Class	II

Brume Wall Àlex & Manel Llusçà

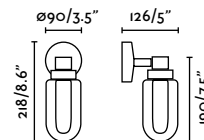
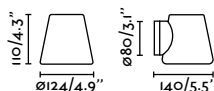
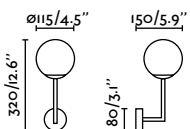

IP44 incl.

110V Check p. 30



40076	Structure Anthracite Diffuser Opal	167,20€
-------	---------------------------------------	---------

Material	Structure Steel Diffuser Glass
Power	3W
Lumen Output	168lm
Light Source	SMD LED 2700K
Class	II
CRI	>80
Voltage	100V-240V/50/60Hz



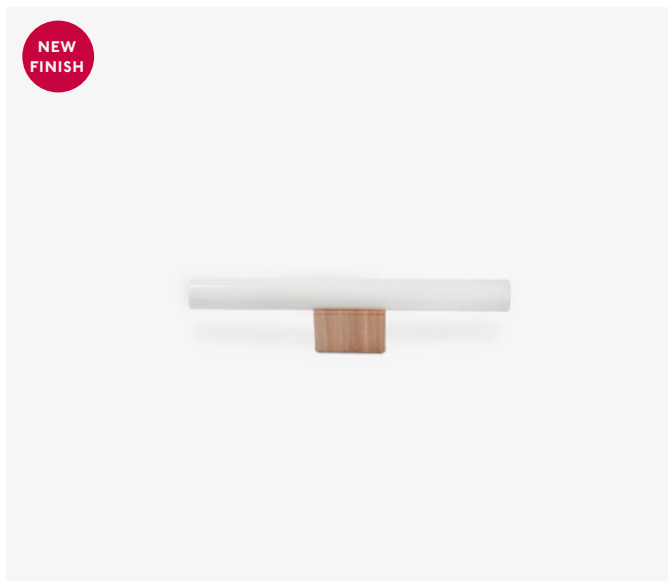
indoor

Wall



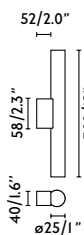
Calma 300

IP44



63546		Structure White + Opal	46,10€
63547		Structure Black + Opal	46,10€
63548		Structure Brushed Gold + Opal	56,60€
63549		Structure Yellow + Opal	46,10€
63550		Structure Blue + Opal	46,10€
63551		Structure Terracotta + Opal	46,10€
63558		Structure Wood + Opal	54,00€

Material	Structure Glass
Power	5W
Lumen Output	430lm
Light Source	S14D LED 2700K
Class	II
CRI	>80
Voltage	220V-240V/50/60Hz



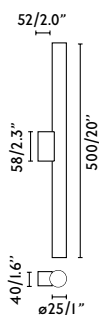
Calma 500

IP44



63552		Structure White + Opal	51,50€
63553		Structure Black + Opal	51,50€
63554		Structure Brushed Gold + Opal	62,00€
63555		Structure Yellow + Opal	51,50€
63556		Structure Blue + Opal	51,50€
63557		Structure Terracotta + Opal	51,50€
63559		Structure Wood + Opal	59,40€

Material	Structure Glass
Power	7W
Lumen Output	608lm
Light Source	S14D LED 2700K
Class	II
CRI	>80
Voltage	220V-240V/50/60Hz





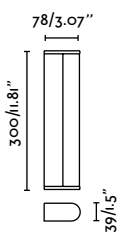
Tide 300

IP44  incl.



63520	● Structure Matt Black ● Diffuser Opal	94,50€
63521	● Structure Chrome ● Diffuser Opal	100,50€

Material	Structure Aluminium Diffuser PMMA
Power	6W
Lumen Output	628lm
Light Source	SMD LED 3000K
Class	II
CRI	≥80
Voltage	220V-240V/50/60Hz



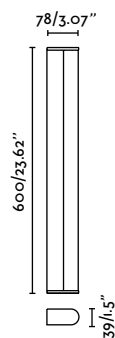
Tide 600

IP44  incl.



63522	● Structure Matt Black ● Diffuser Opal	127,50€
63523	● Structure Chrome ● Diffuser Opal	135,10€

Material	Structure Aluminium Diffuser PMMA
Power	9W
Lumen Output	1049lm
Light Source	SMD LED 3000K
Class	II
CRI	≥80
Voltage	220V-240V/50/60Hz









Volga 310


IP44  incl.

110V  Check p. 30







63507	<ul style="list-style-type: none">  Structure Chrome  Diffuser Opal 	113,90€
63512	<ul style="list-style-type: none">  Structure Matt Black  Diffuser Opal 	113,90€

Volga 600

IP44  incl.

110V  Check p. 30







63508	<ul style="list-style-type: none">  Structure Chrome  Diffuser Opal 	131,00€
63513	<ul style="list-style-type: none">  Structure Matt Black  Diffuser Opal 	131,00€

Volga 900

IP44  incl.

110V  Check p. 30

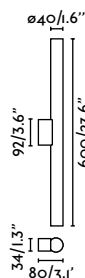
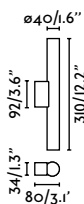


63509	<ul style="list-style-type: none">  Structure Chrome  Diffuser Opal 	149,00€
63514	<ul style="list-style-type: none">  Structure Matt Black  Diffuser Opal 	149,10€

Material	Structure Aluminium
	Diffuser PMMA
Power	5W
Lumen Output	469lm
Light Source	SMD LED 3000K
Class	II
CRI	>80
Voltage	100V-240V/50/60Hz

Material	Structure Aluminium
	Diffuser PMMA
Power	12W
Lumen Output	1231lm
Light Source	SMD LED 3000K
Class	II
CRI	>80
Voltage	100V-240V/50/60Hz

Material	Structure Aluminium
	Diffuser PMMA
Power	18W
Lumen Output	1930lm
Light Source	SMD LED 3000K
Class	II
CRI	>80
Voltage	100V-240V/50/60Hz



indoor

Wall








Volga 63512

541

Kiva 600

IP44  incl.







62832 3000K 1103lm	 Structure Chrome  Shade Translucent	176,80€
62833 2700K 1068lm	 Structure Matt Black  Shade Translucent	176,80€

Kiva 900

IP44  incl.







62834 3000K 1581lm	 Structure Chrome  Shade Translucent	207,50€
62835 2700K 1530lm	 Structure Matt Black  Shade Translucent	207,50€

Kiva 1200

IP44  incl.

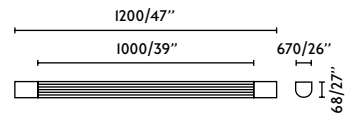
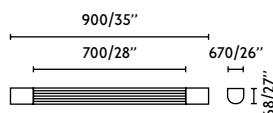
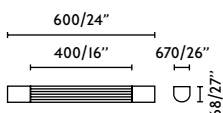


62836 3000K 1852lm	 Structure Chrome  Shade Translucent	284,50€
62837 2700K 1792lm	 Structure Matt Black  Shade Translucent	284,50€

Material	Structure Stainless Steel Shade PMMA
Power	10W
Light Source	SMD LED
Class	II
CRI	>80
Voltage (V/Hz)	220V-240V/50/60Hz

Material	Structure Stainless Steel Shade PMMA
Power	14W
Light Source	SMD LED
Class	II
CRI	>80
Voltage (V/Hz)	220V-240V/50/60Hz

Material	Structure Stainless Steel Shade PMMA
Power	18W
Light Source	SMD LED
Class	II
CRI	>80
Voltage (V/Hz)	220V-240V/50/60Hz



indoor





Wall



Danubio 285

IP44  incl.







63600	 Structure Chrome	125,20€
	 Diffuser Opal	
63603	 Structure Bronze	125,20€
	 Diffuser Opal	

Danubio 395

IP44  incl.







63601	 Structure Chrome	179,90€
	 Diffuser Opal	
63604	 Structure Bronze	179,90€
	 Diffuser Opal	

Danubio 575

IP44  incl.

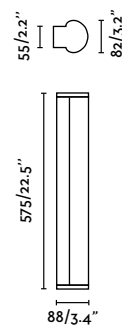
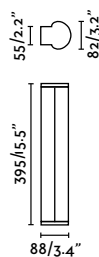
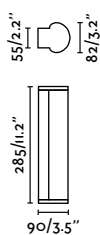


63602	 Structure Chrome	216,60€
	 Diffuser Opal	
63605	 Structure Bronze	216,60€
	 Diffuser Opal	

Material	Structure Aluminium
	Diffuser Glass
Power	9W
Lumen Output	579lm
Light Source	SMD LED 2700K
Class	II
CRI	>80
Voltage	220V-240V/50/60Hz

Material	Structure Aluminium
	Diffuser Glass
Power	12W
Lumen Output	780lm
Light Source	SMD LED 2700K
Class	II
CRI	>80
Voltage	220V-240V/50/60Hz

Material	Structure Aluminium
	Diffuser Glass
Power	18W
Lumen Output	1368lm
Light Source	SMD LED 2700K
Class	II
CRI	>80
Voltage	220V-240V/50/60Hz





Nilo 600

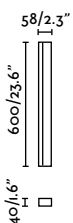
IP44  incl.

110V  Check p. 30



63316	● Structure Matt Black ● Diffuser Opal	128,60€
63318	● Structure Chrome ● Diffuser Opal	128,60€

Material	Structure Aluminium Diffuser PMMA
Power	12W
Lumen Output	845lm
Light Source	SMD LED 3000K
Class	II
CRI	>80
Voltage	100V-240V/50/60Hz



Nilo 900

IP44  incl.

110V  Check p. 30



63317	● Structure Matt Black ● Diffuser Opal	192,80€
63319	● Structure Chrome ● Diffuser Opal	192,80€

Material	Structure Aluminium Diffuser PMMA
Power	18W
Lumen Output	1351lm
Light Source	SMD LED 3000K
Class	II
CRI	>80
Voltage	100V-240V/50/60Hz







INDOOR

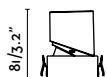
LIGHTING

RECESSED



43880 2700K 473lm	● Structure White	33,50€
43881 2700K 473lm	● Structure Black	33,50€
43882 3000K 487lm	● Structure White	33,50€
43883 3000K 487lm	● Structure Black	33,50€

Material	Structure Aluminium + PC
Power	9W
Light Source	COB LED
Class	III
CRI	80
Voltage	36V/50/60Hz
Beam angle	36°
Cut out	ø55mm



*Drivers info on page 614



43884 2700K 473lm	● Structure White	34,50€
43885 2700K 473lm	● Structure Black	34,50€
43886 3000K 487lm	● Structure White	34,50€
43887 3000K 487lm	● Structure Black	34,50€

Material	Structure Aluminium + PC
Power	9W
Light Source	COB LED
Class	III
CRI	80
Voltage	36V/50/60Hz
Beam angle	36°
Cut out	ø55mm



*Drivers info on page 614



Fox 40

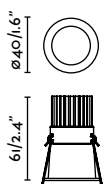
no incl. DIM

110V Check p. 30



02101001	● Structure Matt White ● Diffuser Transparent	35,60€
02101002	● Structure Matt Black ● Diffuser Transparent	35,60€

Material	Structure Aluminium
	Diffuser Glass
Power	5W
Lumen Output	242lm
Light Source	COB LED 2700K
Class	III
CRI	90
Beam angle	25°
Cut out	ø35mm



*Drivers info on page 614

Fox Trimless

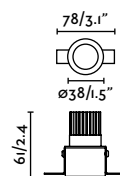
no incl. DIM

110V Check p. 30



02101101	● Structure Matt White ● Diffuser Transparent	40,90€
02101102	● Structure Matt Black ● Diffuser Transparent	40,90€

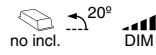
Material	Structure Aluminium
	Diffuser Glass
Power	5W
Lumen Output	301lm
Light Source	COB LED 2700K
Class	III
CRI	90
Beam angle	25°
Cut out	ø45mm



*Drivers info on page 614



Fox 50 Orientable

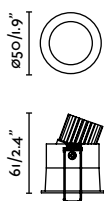


110V Check p. 30



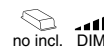
- 02101301 Structure Matt White
 Diffuser Transparent **45,50€**
- 02101302 Structure Matt Black
 Diffuser Transparent **45,50€**

Material	Structure Aluminium
	Diffuser Glass
Power	5W
Lumen Output	344lm
Light Source	COB LED 2700K
Class	III
CRI	>80
Beam angle	25°
Cut out	ø45mm



*Drivers info on page 614

Fox 50

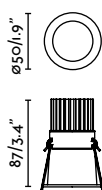


110V Check p. 30



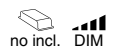
- 02101501 Structure Matt White
 Diffuser Transparent **62,60€**

Material	Structure Aluminium
	Diffuser Glass
Power	7W
Lumen Output	479lm
Light Source	COB LED 2700K
Class	III
CRI	>80
Beam angle	36°
Cut out	ø40mm



*Drivers info on page 614

Fox 65

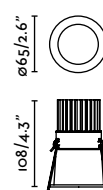


110V Check p. 30



- 02101601 Structure Matt White
 Diffuser Transparent **76,00€**

Material	Structure Aluminium
	Diffuser Glass
Power	10W
Lumen Output	777lm
Light Source	COB LED 2700K
Class	III
CRI	>80
Beam angle	36°
Cut out	ø55mm



*Drivers info on page 614



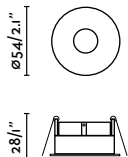
Tast R

IP65  incl.




44001 ● Structure Matt White 40,10€

Material	Structure Aluminium
Power	5W
Lumen Output	350lm
Light Source	COB LED 2700K
Class	II
CRI	≥90
Voltage	220V-240V/50/60Hz
Beam angle	40°
Cut out	ø45mm



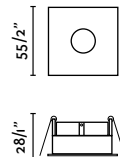
Tast SQ

IP65  incl.



44002 ● Structure Matt White 41,40€

Material	Structure Aluminium
Power	5W
Lumen Output	350lm
Light Source	COB LED 2700K
Class	II
CRI	≥90
Voltage	220V-240V/50/60Hz
Beam angle	40°
Cut out	ø45mm

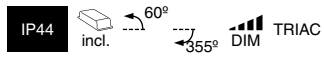


indoor

Recessed



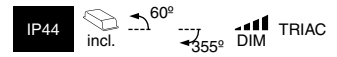
Kivi 52 Orientable



43901 2700K 260lm	● Structure White ● Diffuser Transparent	55,80€
43902 2700K 231lm	● Structure Black ● Diffuser Transparent	55,80€
43903 3000K 268lm	● Structure White ● Diffuser Transparent	59,90€
43904 3000K 238lm	● Structure Black ● Diffuser Transparent	59,90€

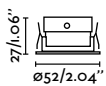
Material	Structure Aluminium Diffuser PC
Power	5W
Light Source	COB LED
Class	II
CRI	90
Voltage	220V-240V/50/60Hz
Beam angle	36°
Cut out	50mm

Kivi 62 Orientable

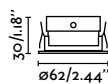


43905 2700K 310lm	● Structure White ● Diffuser Transparent	55,80€
43906 2700K 307lm	● Structure Black ● Diffuser Transparent	55,80€
43907 3000K 319lm	● Structure White ● Diffuser Transparent	59,90€
43908 3000K 316lm	● Structure Black ● Diffuser Transparent	59,90€

Material	Structure Aluminium Diffuser PC
Power	7W
Light Source	COB LED
Class	II
CRI	90
Voltage	220V-240V/50/60Hz
Beam angle	36°
Cut out	60mm



Without Honeycomb



Without Honeycomb

indoor

Recessed



Nais Orientable

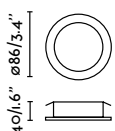
IP23 no incl. 

110V Check p. 30



02111001	● Structure White ● Diffuser Transparent	57,90€
02111002	● Structure Black ● Diffuser Transparent	57,90€

Material	Structure Aluminium + Steel Diffuser PMMA
Power	7W
Lumen Output	559lm
Light Source	COB LED 2700K
Class	III
CRI	≥90
Beam angle	36°
Cut out	ø76mm



*Drivers info on page 614

560

Nais

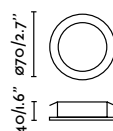
IP23 no incl. 

110V Check p. 30



02121001	● Structure White ● Diffuser Transparent	53,60€
02121002	● Structure Black ● Diffuser Transparent	53,60€

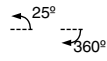
Material	Structure Aluminium + Steel Diffuser PMMA
Power	7W
Lumen Output	534lm
Light Source	COB LED 2700K
Class	III
CRI	≥90
Beam angle	36°
Cut out	ø60mm




*Drivers info on page 614



Flic Orientable

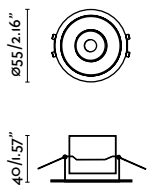


110V Check p. 30

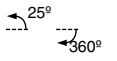


44108	● Structure White	13,50€
44109	● Structure Black	13,50€


Material	Structure Aluminium
Light Source	1 GU10 LED MR11 max. 3W
Bulb incl.	No
Recom. Bulb	17537
Class	II
Cut out	50mm



Flic Orientable Trimless

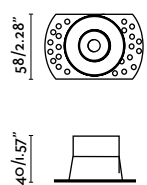


110V Check p. 30

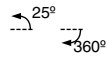


44110	● Structure White	13,00€
44111	● Structure Black	13,00€

Material	Structure Aluminium
Light Source	1 GU10 LED MR11 max. 3W
Bulb incl.	No
Recom. Bulb	17537
Class	II
Cut out	60mm



Flic Orientable Trimless 2L

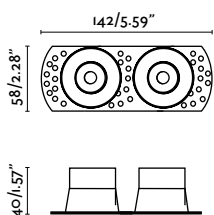


110V Check p. 30

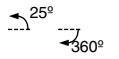


44112	● Structure White	23,00€
44113	● Structure Black	23,00€

Material	Structure Aluminium
Light Source	1 GU10 LED MR11 max. 3W
Bulb incl.	No
Recom. Bulb	17537
Class	II
Cut out	100x52mm



Flic Orientable Trimless 3L

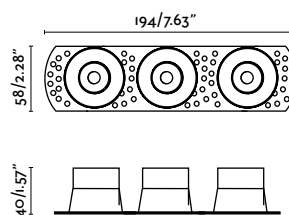


110V Check p. 30

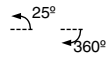


44114	● Structure White	33,80€
44115	● Structure Black	33,80€

Material	Structure Aluminium
Light Source	1 GU10 LED MR11 max. 3W
Bulb incl.	No
Recom. Bulb	17537
Class	II
Cut out	158x52mm



Flac

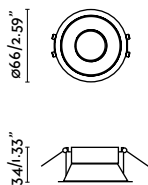


110V Check p. 30



44100	● Structure White	9,10€
44101	● Structure Black	9,10€

Material	Structure Aluminium
Light Source	1 GU10 LED MR11 max. 3W
Bulb incl.	No
Recom. Bulb	17537
Class	II
Cut out	60mm



Flac IP65

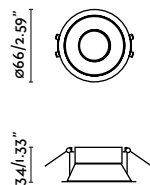


110V Check p. 30

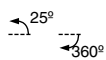


44102	● Structure White ● Diffuser Transparent	11,50€
44103	● Structure Black ● Diffuser Transparent	11,50€

Material	Structure Aluminium
	Diffuser Glass
Light Source	1 GU10 LED MR11 max. 3W
Bulb incl.	No
Recom. Bulb	17537
Class	II
Cut out	60mm



Flac Trimless

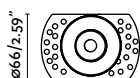


110V Check p. 30

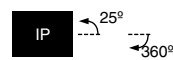


44104	● Structure White	14,90€
44105	● Structure Black	14,90€


Material	Structure Aluminium
Light Source	1 GU10 LED MR11 max. 3W
Bulb incl.	No
Recom. Bulb	17537
Class	II
Cut out	50mm



Flac Trimless IP44

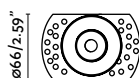


110V Check p. 30



44106	● Structure White ● Diffuser Transparent	15,40€
44107	● Structure Black ● Diffuser Transparent	15,40€

Material	Structure Aluminium
	Diffuser Glass
Light Source	1 GU10 LED MR11 max. 3W
Bulb incl.	No
Recom. Bulb	17537
Class	II
Cut out	50mm



Fresh IP44

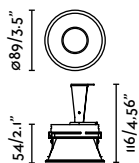
IP44

110V Check p. 30



02200501	● Structure Matt White ● Diffuser Transparent	35,20€
02200502	● Structure Matt Black ● Diffuser Transparent	35,20€
02200503	● Structure Matt Gold ● Diffuser Transparent	35,60€

Material	Structure Aluminium
	Diffuser Glass
Light Source	1 GU10 LED max. 8W
Bulb incl.	No
Recom. Bulb	17316
Class	II
Cut out	ø83mm



566

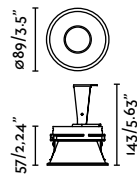
Fresh

110V Check p. 30



02100501	● Structure Matt White	29,30€
02100502	● Structure Matt Black	29,30€
02100503	● Structure Matt Gold	30,40€

Material	Structure Aluminium
Light Source	1 GU10 LED max. 8W
Bulb incl.	No
Recom. Bulb	17316
Class	II
Cut out	ø83mm



indoor

Recessed



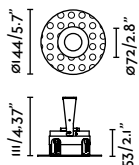
Fresh Trimless

110V Check p. 30



02100701	● Structure Matt White	38,70€
02100702	● Structure Matt Black	38,70€

Material	Structure Aluminium
Light Source	1 GU10 LED max. 8W
Bulb incl.	No
Recom. Bulb	17316
Class	II
Cut out	ø90mm



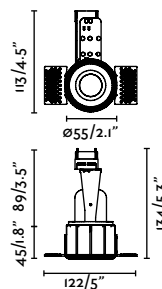
Fresh E27 Trimless

110V Check p. 30



02300101	● Structure White	45,00€
----------	-------------------	--------

Material	Structure Aluminium
Light Source	1 E27 LED G95 max. 8W
Bulb incl.	No
Recom. Bulb	17465
Class	I
Cut out	ø74mm





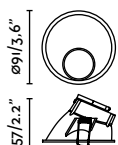
Fresh Wall Washer

110V Check p. 30



02100601	● Structure Matt White	29,00€
02100602	● Structure Matt Black	29,00€
02100603	● Structure Matt Gold	30,30€

Material	Structure Aluminium
Light Source	1 GU10 LED max. 8W
Bulb incl.	No
Recom. Bulb	17316
Class	II
Cut out	ø83mm



Fresh IP65

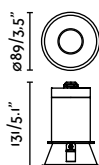
IP65

110V Check p. 30



02101401	● Structure Matt White ● Diffuser Transparent	69,70€
02101402	● Structure Matt Black ● Diffuser Transparent	69,70€

Material	Structure Aluminium
	Diffuser Glass
Light Source	1 GU10 LED max. 8W
Bulb incl.	No
Recom. Bulb	17316
Class	I
Cut out	ø83mm



Fresh IP65 Trimlees

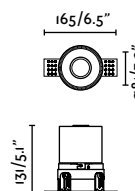
IP65

110V Check p. 30



02400102	● Structure Matt Black ● Diffuser Transparent	86,40€
02400101N	● Structure Matt White ● Diffuser Transparent	86,40€

Material	Structure Aluminium
	Diffuser Glass
Light Source	1 GU10 LED max. 8W
Bulb incl.	No
Recom. Bulb	17316
Class	I
Cut out	Black finish ø100mm White finish ø90mm



indoor

Recessed



Hyde R Orientable

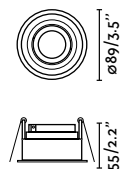


110V Check p. 30



40118	● Structure Matt White	24,10€
40119	● Structure Matt Black	24,10€

Material	Structure Steel
Light Source	1 GU10 LED max. 8W
Bulb incl.	No
Recom. Bulb	17316
Class	II
Cut out	ø83mm



Hyde R

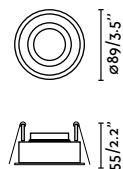
IP44

110V Check p. 30



40114	● Structure Matt White	19,60€
40115	● Structure Matt Black	19,60€

Material	Structure Steel
Light Source	1 GU10 LED max. 8W
Bulb incl.	No
Recom. Bulb	17316
Class	II
Cut out	ø83mm



Hyde R Orientable Trimless

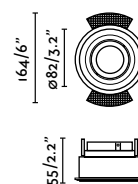


110V Check p. 30



40110	● Structure Matt White	25,90€
40111	● Structure Matt Black	25,90€

Material	Structure Steel
Light Source	1 GU10 LED max. 8W
Bulb incl.	No
Recom. Bulb	17316
Class	II
Cut out	ø104mm



indoor

Recessed

Hyde SQ Orientable

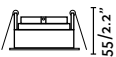
60°

110V Check p. 30



40120	● Structure Matt White	24,10€
40121	● Structure Matt Black	24,10€

Material	Structure Steel
Light Source	1 GU10 LED max. 8W
Bulb incl.	No
Recom. Bulb	17316
Class	II
Cut out	83x83mm



Hyde SQ

IP44

110V Check p. 30



40116	● Structure Matt White	19,60€
40117	● Structure Matt Black	19,60€

Material	Structure Steel
Light Source	1 GU10 LED max. 8W
Bulb incl.	No
Recom. Bulb	17316
Class	II
Cut out	83x83mm



Hyde SQ Orientable Trimless

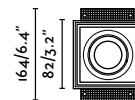
60°

110V Check p. 30



40112	● Structure Matt White	25,90€
40113	● Structure Matt Black	25,90€

Material	Structure Steel
Light Source	1 GU10 LED max. 8W
Bulb incl.	No
Recom. Bulb	17316
Class	II
Cut out	102x93mm



Hyde SQ Orientable 2L



Hyde SQ 2L

IP44

Hyde SQ Orientable Trimless 2L



110V Check p. 30




40126	● Structure Matt White	44,50€
40127	● Structure Matt Black	44,50€

110V Check p. 30



40124	● Structure Matt White	34,50€
40125	● Structure Matt Black	34,50€

110V Check p. 30

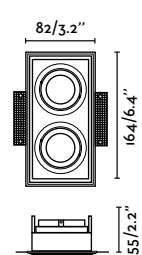
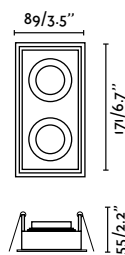
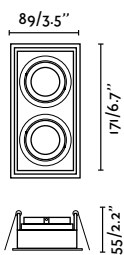


40122	● Structure Matt White	44,80€
40123	● Structure Matt Black	44,80€

Material	Structure Steel
Light Source	2 GU10 LED max. 8W
Bulb incl.	No
Recom. Bulb	17316
Class	II
Cut out	83x165mm

Material	Structure Steel
Light Source	2 GU10 LED max. 8W
Bulb incl.	No
Recom. Bulb	17316
Class	II
Cut out	83x165mm

Material	Structure Steel
Light Source	2 GU10 LED max. 8W
Bulb incl.	No
Recom. Bulb	17316
Class	II
Cut out	182x93mm



Radon R



110V Check p. 30



43398	● Structure Matt White	18,90€
43408	● Structure Matt Black	19,00€

Radon SQ



110V Check p. 30



43396	● Structure Matt White	18,90€
43406	● Structure Matt Black	19,00€

Radon RCT



110V Check p. 30

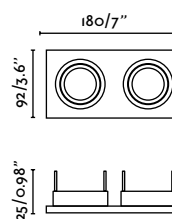
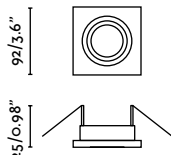
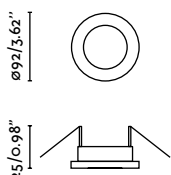


43397	● Structure Matt White	37,60€
43407	● Structure Matt Black	37,60€

Material	Structure Aluminium
Light Source	1 GU10 LED max. 8W
Bulb incl.	No
Recom. Bulb	17316
Class	II
Cut out	ø80mm

Material	Structure Aluminium
Light Source	1 GU10 LED max. 8W
Bulb incl.	No
Recom. Bulb	17316
Class	II
Cut out	ø80mm

Material	Structure Aluminium
Light Source	2 GU10 LED max. 8W
Bulb incl.	No
Recom. Bulb	17316
Class	II
Cut out	80x170mm



indoor

Recessed



Argon R

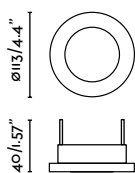


110V Check p. 30



43401	● Structure Matt White	22,50€
43411	● Structure Matt Black	22,50€

Material	Structure Aluminium
Light Source	1 GU10 LED max. 8W
Bulb incl.	No
Recom. Bulb	17316
Class	II
Cut out	ø100mm



Argon SQ

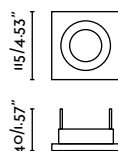


110V Check p. 30



43402	● Structure Matt White	22,50€
43412	● Structure Matt Black	22,50€

Material	Structure Aluminium
Light Source	1 GU10 LED max. 8W
Bulb incl.	No
Recom. Bulb	17316
Class	II
Cut out	100x100mm



Argon RCT

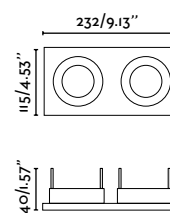


110V Check p. 30



43403	● Structure Matt White	42,70€
43413	● Structure Matt Black	42,90€

Material	Structure Aluminium
Light Source	2 GU10 LED max. 8W
Bulb incl.	No
Recom. Bulb	17316
Class	II
Cut out	220x102mm





Neon SQ

110V Check p. 30



43400	● Structure Matt White	11,60€
43410	● Structure Matt Black	11,60€

Material	Structure Aluminium
Light Source	1 GU10 LED max. 8W
Bulb incl.	No
Recom. Bulb	17316
Class	II
Cut out	70x70mm



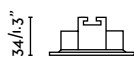
Neon R

110V Check p. 30



43399	● Structure Matt White	11,60€
43409	● Structure Matt Black	11,60€

Material	Structure Aluminium
Light Source	1 GU10 LED max. 8W
Bulb incl.	No
Recom. Bulb	17316
Class	II
Cut out	ø65mm



indoor

Recessed



Wet

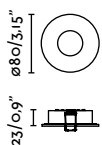
IP44

110V Check p. 30



02100801 ● Structure Matt White
● Diffuser Transparent 25,30€

Material	Structure Steel
	Diffuser Glass
Light Source	1 GU10 LED max. 8W
Bulb incl.	No
Recom. Bulb	17316
Class	II
Cut out	ø65mm



Moist

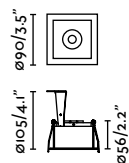
IP44

110V Check p. 30



02100901 ● Structure Matt White
● Diffuser Transparent 33,20€

Material	Structure Steel
	Diffuser Glass
Light Source	1 GU10 LED max. 8W
Bulb incl.	No
Recom. Bulb	17316
Class	II
Cut out	78x78mm



indoor

Recessed



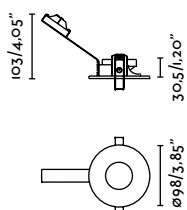
Niva Pinhole

110V Check p. 30



43425	● Structure White	19,80€
43426	● Structure Black	19,80€

Material	Structure Aluminium
Light Source	1 GU10 LED max. 10W
Bulb incl.	No
Recom. Bulb	17316
Class	II
Cut out	85mm



Niva Pinhole Directional

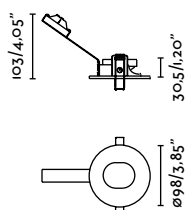
30°

110V Check p. 30



43427	● Structure White	20,90€
43428	● Structure Black	20,90€

Material	Structure Aluminium
Light Source	1 GU10 LED max. 10W
Bulb incl.	No
Recom. Bulb	17316
Class	II
Cut out	85mm



indoor

Recessed



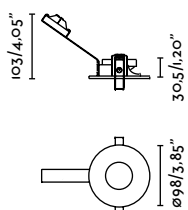
Niva Pinhole IP65

IP65



43429	<ul style="list-style-type: none"> ● Structure White ● Diffuser Transparent 	24,60€
43430	<ul style="list-style-type: none"> ● Structure Black ● Diffuser Transparent 	24,60€

Material	Structure Aluminium
	Diffuser Glass
Light Source	1 GU10 LED max. 10W
Bulb incl.	No
Recom. Bulb	17316
Class	II
Cut out	85mm



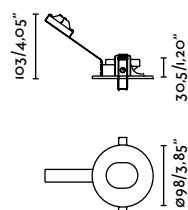
Niva Pinhole Directional IP65

IP65



43431	<ul style="list-style-type: none"> ● Structure White ● Diffuser Transparent 	24,60€
43432	<ul style="list-style-type: none"> ● Structure Black ● Diffuser Transparent 	24,60€

Material	Structure Aluminium
	Diffuser Glass
Light Source	1 GU10 LED max. 10W
Bulb incl.	No
Recom. Bulb	17316
Class	II
Cut out	85mm



indoor

Recessed



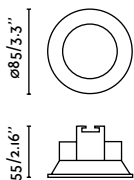
Gas R

110V Check p. 30



43404	● Structure Matt White	17,70€
43405	● Structure Matt Black	17,70€

Material	Structure Aluminium
Light Source	1 GU10 LED max. 8W
Bulb incl.	No
Recom. Bulb	17316
Class	II
Cut out	ø76mm



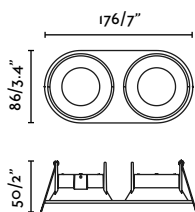
Gas RCT

110V Check p. 30



43420	● Structure Matt White	35,60€
43421	● Structure Matt Black	35,60€

Material	Structure Aluminium
Light Source	2 GU10 LED max. 8W
Bulb incl.	No
Recom. Bulb	17316
Class	II
Cut out	168x78mm



no incl.

Neu

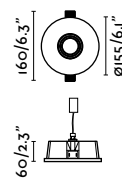
60°

110V Check p. 30




63286	● Structure Matt White	50,90€
-------	------------------------	--------

Material	Structure Plaster
Light Source	1 GU5.3 LED MR16 max. 8W
Bulb incl.	No
Recom. Bulb	97686327
Class	III
Cut out	ø160mm





Dop 83

IP54  incl.



44003	● Structure White ● Diffuser Opal	37,90€
2700K 676lm		
44004	● Structure White ● Diffuser Opal	37,90€
3000K 712lm		

Dop 105

IP54  incl.



44005	● Structure White ● Diffuser Opal	52,40€
2700K 1268lm		
44006	● Structure White ● Diffuser Opal	52,10€
3000K 1335lm		

Dop 158

IP54  incl.



44007	● Structure White ● Diffuser Opal	87,80€
2700K 2565lm		
44008	● Structure White ● Diffuser Opal	87,80€
3000K 2700lm		

Material	Structure Aluminium Diffuser PC
Power	8W
Light Source	SMD LED
Class	II
CRI	≥90
Voltage	220V-240V/50/60Hz
Beam angle	85°
Cut out	ø75mm

Material	Structure Aluminium Diffuser PC
Power	15W
Light Source	SMD LED
Class	II
CRI	≥90
Voltage	220V-240V/50/60Hz
Beam angle	85°
Cut out	ø95mm

Material	Structure Aluminium Diffuser PC
Power	33W
Light Source	SMD LED
Class	II
CRI	≥90
Voltage	220V-240V/50/60Hz
Beam angle	85°
Cut out	ø145mm



indoor


Recessed



Luan

IP44  incl.

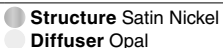


42931  Structure Matt White
Diffuser Opal 218,20€

Ebba

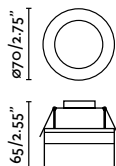
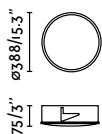
IP44  incl.



42919  Structure Satin Nickel
Diffuser Opal 51,60€

Material	Structure Aluminium
	Diffuser PMMA
Power	40W
Lumen Output	3011lm
Light Source	SMD LED 3000K
Class	II
CRI	>80
Voltage	100V-240V/50/60Hz
Cut out	ø375mm

Material	Structure Aluminium
	Diffuser PMMA
Power	4W
Lumen Output	458lm
Light Source	SMD LED 3000K
Class	II
CRI	>80
Voltage	220V-240V/50/60Hz
Cut out	ø63mm



indoor

Recessed



Navi



Tuk



Plas RCT


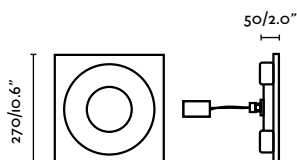


110V Check p. 30



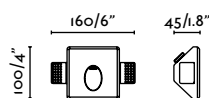
63481 ● Structure White 195,00€

Material	Structure Plaster
Power	10W
Lumen Output	500lm
Light Source	SMD LED 2700K
Class	II
CRI	>80
Voltage	100V-240V/50/60Hz
Cut out	273x273mm



63425 ● Structure White 62,60€

Material	Structure Plaster + Aluminium
Power	2W
Lumen Output	97lm
Light Source	SMD LED 2700K
Class	II
CRI	90
Voltage	220V-240V
Beam angle	35°
Cut out	103x103mm



110V Check p. 30



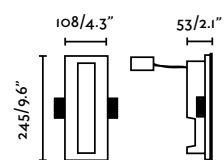
63490 ● Structure White 80,00€

3000K 153lm

63491 ● Structure White 80,00€

2700K 150lm

Material	Structure Plaster
Power	3W
Light Source	HIGH POWER LED
Class	II
CRI	>80
Voltage	100V-240V/50/60Hz
Cut out	248x113mm



indoor


Recessed



Plas Oval

no incl. DIM

110V Check p. 30




63281 ● Structure Matt White 61,10€

Material	Structure Plaster
Power	1W
Lumen Output	63lm
Light Source	HIGH POWER LED 3000K
Class	III
CRI	>80
Cut out	175x110mm

Plas Linear

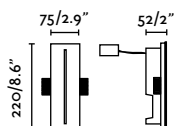
no incl. DIM

110V Check p. 30



63282 ● Structure Matt White 74,20€

Material	Structure Plaster
Power	1W
Lumen Output	22lm
Light Source	HIGH POWER LED 3000K
Class	III
CRI	>80
Cut out	231x85mm



Plas SQ

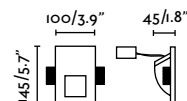
no incl. DIM

110V Check p. 30



63283 ● Structure Matt White 74,20€

Material	Structure Plaster
Power	1W
Lumen Output	65lm
Light Source	HIGH POWER LED 3000K
Class	III
CRI	>80
Cut out	155x110mm



*Drivers info on page 614

indoor

Recessed



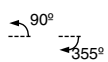


INDOOR

LIGHTING

TRACK

Stan Slim

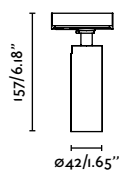


110V Check p. 30



43806	Structure White + Matt Black	56,40€
43807	Structure Black + Matt Black	56,40€

Material	Structure Aluminium + ABS
Light Source	1 GU10 LED MR11 max. 3W
Bulb incl.	No
Recom. Bulb	17537
Class	I



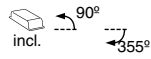
*Stan Slim accessories page 290

indoor

Track



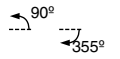
Stan LED



43724 2700K 1016lm	●● Structure Matt White + Matt Black ● Diffuser Transparent	133,80€
43725 2700K 1016lm	●● Structure Matt Black + Matt Black ● Diffuser Transparent	133,80€
43770 3000K 942lm	●● Structure Matt Black + Matt Black ● Diffuser Transparent	133,80€
43771 3000K 942lm	●● Structure Matt White + Matt Black ● Diffuser Transparent	133,80€

Material	Structure Aluminium + ABS Diffuser PC
Power	12W
Light Source	COB LED
Class	I
CRI	>80
Voltage	220V-240V/50/60Hz

Stan GU10

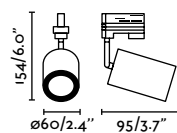
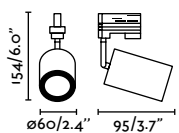



110V Check p. 30



43720	●● Structure Matt White + Matt Black	66,20€
43721	●● Structure Matt Black + Matt Black	66,20€
43757	●● Structure Satin Gold + Matt Black	76,40€

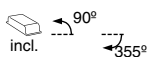
Material	Structure Aluminium + ABS
Light Source	1 GU10 LED max. 5W
Bulb incl.	No
Recom. Bulb	17334
Class	I



*Accessories page 294




Leo
Estudi Ribaudí



43794	● Structure Matt White	122,50€
43795	● Structure Matt Black	122,50€

Material	Structure Aluminium
Power	7W
Lumen Output	590lm
Light Source	COB LED 2700K
Class	II
CRI	≥90
Voltage	220V-240V/50/60Hz




Surface track 1mts		
64210A	● White	63,10€
64212A	● Black	63,10€
64214A	● Grey	63,10€

Material	Structure Aluminium
-----------------	---------------------

Surface track 2mts		
64211A	● White	100,80€
64213A	● Black	100,80€
64215A	● Grey	100,80€

Material	Structure Aluminium
-----------------	---------------------



indoor

Track



INDOOR

LIGHTING

BULBS

LED Module



Ref.	Power (W)	Flux (Lm)	Color T° (K)	CRI	Beam Angle (°)	Useful life (H)	Diffuser	Width (mm/in)	Height (mm/in)	IEE	
18036	7/10W	564 lm 864 lm	2700K	90	36°	50.000h L70 B10	Transparent PMMA	ø50/2"	56/2.2"	F	29,90€
18037	7/10W	586 lm 898 lm	3000K	90	36°	50.000h L70 B10	Transparent PMMA	ø50/2"	56/2.2"	F	29,90€
18038	7/10W	610 lm 934 lm	4000K	90	36°	50.000h L70 B10	Transparent PMMA	ø50/2"	56/2.2"	F	29,90€
18039	15W	1040lm	2700K	90	36°	50.000h L70 B10	Transparent PMMA	ø50/2"	56/2.2"	G	35,50€
18040	15W	1072lm	3000K	90	36°	50.000h L70 B10	Transparent PMMA	ø50/2"	56/2.2"	G	35,50€
18041	15W	1104lm	4000K	90	36°	50.000h L70 B10	Transparent PMMA	ø50/2"	56/2.2"	G	35,50€























*Drivers info on page 620

G9 LED

Ref.	Power (W)	Flux (Lm)	Color T° (K)	CRI	Beam Angle	Dimm	Useful life (H)	Diffuser	Width (mm/in)	Height (mm/in)	IEE	
17443	3,5W	350lm	2700K	≥80	360°		15.000h	Transparent Glass	ø16/0.6"	50/2"	F	9,40€
17468	3,5W	350lm	2700K	≥80	360°	DIM	15.000h	Transparent Glass	ø16/0.6"	50/2"	F	10,30€
17444	3,5W	350lm	4000K	≥80	360°		15.000h	Transparent Glass	ø16/0.6"	50/2"	F	9,40€
17495	4W	470lm	3000K	≥80	360°		15.000h	Transparent Glass	ø14/0.6"	65/2.6"	E	9,80€
17466	4,5W	450lm	2700K	≥80	360°		15.000h	Transparent Glass	ø16/0.6"	60/2.4"	F	10,00€





GU10 LED












Ref.		Power	Flux	Color T°	CRI	Beam Angle	Dimm	Useful life	Width	Height	IEE	
		(W)	(Lm)	(K)				(H)	(mm/in)	(mm/in)		
17330		7W	500lm	3000K	≥80	38°		15.000h	ø50/2"	55/2.2"	E	8,50€
17333		5W	440lm	2700K	≥80	60°		15.000h	ø50/2"	50/2"	F	8,20€
17309		7W	545lm	3000K	≥90	40°		25.000h	ø50/2"	54/2.1"	G	11,70€
17320		7,5W	604lm	2700K	≥80	60°		25.000h	ø50/2"	54/2.1"	G	11,40€
17318		8W	563lm	2700K	≥80	38°		25.000h	ø50/2"	54/2.1"	G	13,40€
17316		7W	632lm	2700K	≥80	38°		25.000h	ø50/2"	54/2.1"	F	11,40€
17319		8W	560lm	4000K	≥80	38°		25.000h	ø50/2"	54/2.1"	G	13,40€
17321		8W	662lm	4000K	≥80	60°		25.000h	ø50/2"	54/2.1"	F	11,40€
17335 NEW		5W	450lm	2700K	≥90	38°		15.000h	ø50/2"	50/2"	E	8,20€
17334		5W	440lm	2700K	≥80	60°		15.000h	ø50/2"	50/2"	F	8,20€
17337 NEW		5W	450lm	3000K	≥90	38°		15.000h	ø50/2"	50/2"	E	8,20€
17336 NEW		5W	450lm	3000K	≥90	60°		15.000h	ø50/2"	54/2.1"	E	8,20€
17331		8W	560lm	2700K	≥80	60°		25.000h	ø50/2"	54/2.1"	G	13,40€
17324		8W	629lm	2700K	≥80	60°		25.000h	ø50/2"	54/2.1"	F	11,40€
17332		8,7W	671lm	4000K	≥80	60°		25.000h	ø50/2"	54/2.1"	G	13,40€
17325		7W	610lm	4000K	≥80	25°		25.000h	ø50/2"	54/2.1"	F	11,40€
17328		7W	560lm	2700K	≥80	120°		15.000h	ø50/2"	55/2.2"	F	6,20€
17329		7W	560lm	4000K	≥80	120°		15.000h	ø50/2"	55/2.2"	F	6,20€



MR11 GU10


























Ref.		Power	Flux	Color T°	CRI	Beam Angle	Dimm	Useful life	Width	Height	IEE		
													(W)
17537 NEW		MR11	3W	220lm	2700K	≥80	38°		15.000h	ø35/1.4"	47/1.9"	F	6,00€
17538 NEW		MR11	3W	230lm	3000K	≥80	38°		15.000h	ø35/1.4"	74/2.9"	F	6,00€

E14

Ref.		Power	Flux	Color T°	CRI	Beam Angle	Dimm	Useful life	Diffuser	Width	Height	IEE	
17427		C35	2W	160lm	2200K	≥80	360°	15.000h	Transparent Glass	ø36/1.4"	100/3.9"	G	6,20€
17533		C35	4W	300lm	2200K	>90	360°	15.000h	Opal Glass	ø35/1.4"	100/3.9"	G	6,50€
17460		C35	4W	400lm	2700K	≥80	360°	15.000h	Opal Glass	ø35/1.4"	100/3.9"	F	6,50€
17534		C35	4W	400lm	3000K	≥90	360°	15.000h	Opal Glass	ø35/1.4"	100/3.9"	F	6,50€
17413		G45	2W	160lm	2200K	≥80	360°	15.000h	Amber Glass	ø45/1.8"	78/3.1"	G	6,20€
17526		G45	4W	300lm	2200K	≥90	360°	15.000h	Opal Glass	ø45/1.8"	78/3.1"	G	6,50€
17461		G45	4W	390lm	2700K	≥80	360°	15.000h	Opal Glass	ø45/1.8"	78/3.1"	F	6,50€
17527		G45	4W	400lm	3000K	≥90	360°	15.000h	Opal Glass	ø45/1.8"	78/3.1"	F	6,50€
17519		G45	4,5W	400lm	2700K	≥80	360°	 15.000h	Opal Glass	ø45/1.8"	78/3.1"	F	8,60€
17446		T26	1W	120lm	2700K	≥80	360°	15.000h	Transparent Glass	ø25/1"	58/2.3"	E	5,20€




























E27 LED

Ref.		Power	Flux	Color T°	CRI	Beam Angle	Dimm	Useful life	Diffuser	Width	Height	IEE	
		(W)	(Lm)	(K)				(H)		(mm/in)	(mm/in)		
17420		A60	4W	470lm	2700K	≥80	360°	15.000h	Transparent Glass	ø60/2.4"	102/4"	E	8,10€
17498		A60	7W	806lm	2700K	≥80	360°	 25.000h	Transparent Glass	ø60/2.4"	102/4"	F	24,20€
17528		A60	8W	650lm	2200K	≥90	360°	15.000h	Opal Glass	ø60/2.4"	102/4"	G	9,00€
17463		A60	8W	800lm	2700K	≥90	360°	15.000h	Opal Glass	ø60/2.4"	102/4"	F	9,00€
17485		A60	8W	850lm	2700K	≥80	360°	 15.000h	Opal Glass	ø60/2.4"	102/4"	F	15,40€
17529		A60	8W	810lm	3000K	≥90	360°	15.000h	Opal Glass	ø60/2.4"	102/4"	F	9,00€
17530		A60	8W	820lm	4000K	≥90	360°	15.000h	Opal Glass	ø60/2.4"	102/4"	F	9,00€
17067		A60	9W	850lm	2700K	≥80	270°	 15.000h	Opal PC	ø60/2.4"	120/4.7"	F	7,20€
17070		A60	9W	820lm	2700K	≥80	270°	15.000h	Opal PC	ø60/2.4"	110/4.3"	F	6,90€
17074		A60	9W	820lm	4000K	≥80	270°	15.000h	Opal PC	ø60/2.4"	110/4.3"	F	6,90€
17426		A60	4W	400lm	2200K	≥80	360°	15.000h	Amber Glass	ø56/2.2"	102/4"	F	8,10€
17432		A60	5W	440lm	2200K	≥80	360°	 15.000h	Amber Glass	ø60/2.4"	102/4"	F	12,90€
17496		A60	4W	450lm	2700K	≥80	360°	15.000h	Gloss Gold Glass	ø60/2.4"	102/4"	E	9,90€
17071		A60	4W	400lm	2700K	≥80	360°	 15.000h	Matt Black Glass	ø60/2.4"	102/4"	F	11,60€
17073		A60	4W	400lm	2700K	≥80	360°	 15.000h	Mirror Glass	ø60/2.4"	102/4"	F	9,20€
17417		G45	2W	220lm	2700K	≥80	360°	15.000h	Transparent Glass	ø45/1.8"	75/3"	E	6,20€
17524		G45	4W	300lm	2200K	≥90	360°	15.000h	Opal Glass	ø45/1.8"	75/3"	G	6,50€
17541 NEW		G45	4W	280lm	2200K	≥90	360°	 15.000h	Opal Glass	ø45/1.8"	75/3"	G	8,60€

















E27 LED






Ref.		Power	Flux	Color T°	CRI	Beam Angle	Dimm	Useful life	Diffuser	Width	Height	IEE	
		(W)	(Lm)	(K)				(H)		(mm/in)	(mm/in)		
17462		G45	4W	400lm	2700K	≥80	360°	15.000h	Opal Glass	ø45/1.8"	75/3"	F	6,50€
17525		G45	4W	400lm	3000K	≥90	360°	15.000h	Opal Glass	ø45/1.8"	75/3"	F	6,50€
17518		G45	4,5W	400lm	2700K	≥80	360°	 15.000h	Opal Glass	ø45/1.8"	75/3"	F	8,60€
17414		G45	2W	160lm	2200K	≥80	360°	15.000h	Amber Glass	ø45/1.8"	75/3"	G	6,20€
17493		G45	4W	300lm	2200K	≥80	360°	 15.000h	Amber Glass	ø45/1.8"	75/3"	G	9,20€
17415		G95	4W	470lm	2700K	≥80	360°	15.000h	Transparent Glass	ø95/3.7"	125/4.9"	E	13,90€
17531		G95	8W	650lm	2200K	≥90	360°	15.000h	Opal Glass	ø95/3.7"	141/5.6"	G	12,10€
17464		G95	8W	800lm	2700K	≥80	360°	15.000h	Opal Glass	ø95/3.7"	141/5.6"	F	12,10€
17482		G95	8W	900lm	2700K	≥80	360°	 25.000h	Opal Glass	ø95/3.7"	130/5.1"	F	17,80€
17532		G95	8W	810lm	3000K	≥90	360°	15.000h	Opal Glass	ø95/3.7"	141/5.6"	F	12,10€
17542 NEW		G95	12W	1200lm	2200K	≥90	360°	 15.000h	White Glass	ø95/3.7"	125/4.9"	F	19,50€
17543 NEW		G95	12W	1500lm	2700K	≥90	360°	 15.000h	White Glass	ø95/3.7"	141/5.6"	E	19,50€
17429		G95	4W	400lm	2200K	≥80	360°	15.000h	Amber Glass	ø95/3.7"	125/4.9"	F	13,90€
17072		G95	4W	400lm	2700K	≥80	360°	 15.000h	Matt Black Glass	ø95/3.7"	125/4.9"	F	15,90€
17271		G95	4W	450lm	2700K	≥80	360°	15.000h	Mirror Glass	ø95/3.7"	125/4.9"	E	15,90€
17478		G120	18W	1850lm	2700K	≥80	270°	15.000h	Opal Glass	ø120/4.7"	158/6.2"	F	15,60€
17479		G120	18W	1600lm	2700K	≥80	215°	 25.000h	Opal Glass	ø120/4.7"	158/6.2"	F	20,90€
17423		G125	4W	470lm	2700K	≥80	360°	15.000h	Transparent Glass	ø125/4.9"	175/6.9"	E	17,10€





E27 LED

Ref.		Power	Flux	Color T°	CRI	Beam Angle	Dimm	Useful life	Diffuser	Width	Height	IEE	
17425		G125	4W	400lm	2200K	≥80	360°	15.000h	Amber Glass	ø125/4.9"	175/6.9"	F	17,10€
17434		G125	5W	440lm	2200K	≥80	360°	 15.000h	Amber Glass	ø125/4.9"	175/6.9"	F	18,40€
17422		ST64	4W	470lm	2700K	≥80	360°	15.000h	Transparent Glass	ø64/2.5"	146/5.7"	E	11,80€
17428		ST64	4W	400lm	2200K	≥80	360°	15.000h	Amber Glass	ø64/2.5"	146/5.7"	F	11,80€
17433		ST64	5W	440lm	2200K	≥80	360°	 15.000h	Amber Glass	ø64/2.5"	146/5.7"	F	15,50€
17424		ST64	5W	612lm	2700K	≥90	360°	15.000h	Amber Glass	ø64/2.5"	146/5.7"	E	11,80€
17409		SP64	5W	380lm	2000K	≥80	360°	 15.000h	Amber Glass	ø64/2.5"	146/5.7"	G	16,50€
17400		PAR38	10W	850lm	4000K	≥80	60°	30.000h	Opal Glass	ø120/4.7"	134/5.3"	F	31,60€
17398		PAR38	11W	1052lm	3000K	≥80	23°	25.000h	Transparent Glass	ø120/4.7"	134/5.3"	F	31,60€
17477		R80	12W	1050lm	2700K	≥80	120°	15.000h	Opal PC	ø80/3.1"	110/4.3"	E	7,20€
17437		T45	5W	550lm	3000K	≥80	360°	15.000h	Opal Glass	ø45/1.8"	112/4.4"	E	11,70€

E27 LED SPECIALS






Ref.		Power	Flux	Color T°	CRI	Beam Angle	Dimm	Useful life	Diffuser	Width	Height	IEE	
17445		T30	6W	550lm	2200K	≥80	360°	15.000h	Amber Glass	ø28/1.1"	300/11.8"	F	18,50€
17447		A160	5W	280lm	2000K	≥80	360°	 25.000h	Amber Glass	ø160/6.3"	300/11.8"	G	70,30€
17449		BT180	8W	400lm	2000K	≥80	360°	 25.000h	Amber Glass	ø160/6.3"	390/15.4"	G	80,40€

G4



Ref.		Power	Flux	Color T°	CRI	Beam Angle	Dimm	Useful life	Diffuser	Width	Height	IEE	
17487			1,5W	155lm	3000K	≥80	360°	15.000h	Transparent Glass	ø11/0.4"	41/1.6"	F	6,00€
17494			1,5W	90lm	3000K	≥80	360°	25.000h	Transparent Glass	ø11/0.4"	33/1.3"	G	3,90€




R7s LED

Ref.		Power (W)	Flux (Lm)	Color T° (K)	CRI	Beam Angle	Dimm	Useful life (H)	Diffuser	Width (mm/in)	Height (mm/in)	IEE	
17499		4W	500lm	2700K	≥80	360°		15.000h	Transparent Glass	ø45/1.8"	45/1.8"	F	10,60€
17503		4W	500lm	4000K	≥80	360°		15.000h	Transparent Glass	ø16/0.6"	78/3.1"	E	10,60€
17488		5,5W	550lm	2700K	≥80	360°		15.000h	Transparent PC	ø23/0.9"	23/0.9"	F	8,80€
17497		8W	850lm	2700K	≥80	360°		15.000h	Transparent Glass	ø16/0.6"	16/0.6"	F	13,80€
17502		8W	850lm	4000K	≥80	360°		15.000h	Transparent Glass	ø16/0.6"	16/0.6"	F	14,20€

LINESTRA

Ref.		Power (W)	Flux (Lm)	Color T° (K)	CRI	Beam Angle	Dimm	Useful life (H)	Diffuser	Width (mm/in)	Height (mm/in)	IEE	
17535		L300	5W	430lm	2700K	≥80	270°	15.000h	Opal Glass	ø29/1.1"	29/1.1"	F	16,00€
17536		L500	7W	608lm	2700K	≥80	270°	15.000h	Opal Glass	ø29/1.1"	29/1.1"	F	21,50€


GX53

Ref.		Power (W)	Flux (Lm)	Color T° (K)	CRI	Beam Angle	Dimm	Useful life (H)	Diffuser	Width (mm/in)	Height (mm/in)	IEE	
17340		6W	540lm	3000K	>80	120°		25.000h	Opal PC	ø30/1.2"	76/3"	F	16,40€

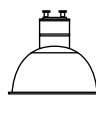
*Items with special discount conditions

LED Bulb GU5.3

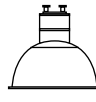
PARATHOM MR16

	Socket	Power	CRI	Useful life	DIM	Beam	Flux	Color T°		
	GU5.3	97686230	8W	92	40.000h	✓	24°	500lm	3000K	24,00€
		97686327	8W	92	40.000h	✓	36°	485lm	2700K	23,20€
		97686330	8W	92	40.000h	✓	36°	500lm	3000K	25,20€


LED bulb GU10 MASTER LED Spot MV

	Socket	Power	CRI	Useful life	DIM	Beam	Flux	Color T°		
	SOCKET GU10	97685327	4W	80	15.000h	✓	36°	345lm	2700K	7,00€
		97685330	5W	80	25.000h	✓	36°	365lm	3000K	7,00€
		97264	4W	80	15.000h	✓	60°	355lm	2700K	8,80€
		97404	5W	90	15.000h	✓	60°	355lm	3000K	9,00€
		97273	5W	97	40.000h	✓	36°	355lm	2700K	15,80€
		97402	5,5W	97	40.000h	✓	36°	375lm	3000K	15,80€

LED bulb GU10 PARATHOM GU10

	Socket	Power	CRI	Useful life	DIM	Beam	Flux	Color T°		
	SOCKET GU10	97166	6W	≥80	15.000h		36°	575lm	2700K	6,00€
		97291	6W	≥80	15.000h		36°	575lm	3000K	6,00€
		97292	6W	≥80	15.000h		60°	575lm	3000K	6,00€
		97403	6W	≥80	15.000h		60°	575lm	2700K	6,00€

QR111 PARATHOM QR111

	Socket	Power	CRI	Useful life	DIM	Beam	Flux	Color T°		
	SOCKET G53	97411	15W	97	40.000h	✓	24°	800lm	2700K	33,80€
		97412	15W	97	40.000h	✓	24°	800lm	3000K	33,20€
		97413	15W	97	40.000h	✓	40°	800lm	2700K	33,20€
		97414	15W	97	40.000h	✓	40°	800lm	3000K	33,20€

PAR30 PARATHOM PAR30

Ref.	Socket	Power	CRI	Useful life	DIM	Beam	Flux	Color T°	
97687127	E27	10W	≥80	25.000h	✓	36°	633lm	2700K	15,80€

DRIVERS

		mA	P	V	units		
FOX 3W	02101001 02101002	350mA	3W	220/240V	1-5 units	on/off	98310136
					2-3 units	triac	98310110LC
					1-5units	dali	98310136D
					2-5 units	casambi	98310538
FOX 5W	02101001 02101002	500mA	5W	220/240V	1-4 units	on/off	98310336
					2-4 units	triac	98310321LC
					1-4 units	dali	98310336D
					1-5 units	casambi	98310538
FOX TRIMLESS 3W	02101101 02101102	350mA	3W	220/240V	1-5 units	on/off	98310136
					2-3 units	triac	98310110LC
					1-5units	dali	98310136D
					2-5 units	casambi	98310538
FOX TRIMLESS 5W	02101101 02101102	500mA	5W	220/240V	1-4 units	on/off	98310336
					2-4 units	triac	98310321LC
					1-4 units	dali	98310336D
					1-5 units	casambi	98310538
FOX ORIENTABLE 3W	02101301 02101302	350mA	3W	220/240V	1-5 units	on/off	98310136
					2-3 units	triac	98310110LC
					1-5units	dali	98310136D
					2-5 units	casambi	98310538
FOX ORIENTABLE 5W	02101301 02101302	500mA	5W	220/240V	1-4 units	on/off	98310336
					2-4 units	triac	98310321LC
					1-4 units	dali	98310336D
					1-5 units	casambi	98310538
FOX 7W	02101501	350mA	7W	220/240V	1-2 units	on/off	98310136
					1 units	triac	98310110LC
					1-2 units	dali	98310136D
					2 units	casambi	98310538
FOX 10W	02101601	500mA	10W	220/240V	1-2 units	on/off	98310336
					2 units	triac	98310321LC
					1-2 units	dali	98310336D
					2 units	casambi	98310538
CLEAR 7W	02100301	350mA	7W	220/240V	1-2 units	on/off	98310136
					1 units	triac	98310110LC
					1-2 units	dali	98310136D
					1-2 units	casambi	98310538
PLAS 1W	63281 63283 63282	350mA	1W	220/240V	only 1 unit	on/off	98310103
					2-3 units	triac	98310110LC
					5-15 units	dali	98310136D
					5-15 units	casambi	98310538
NAIS ORIENTABLE 7W	02111001 02111002	350mA	7W	220/240V	1-2 units	on/off	98310136
					1 units	triac	98310110LC
					1-2 units	dali	98310136D
					2 units	casambi	98310538
NAIS 7W	02121001 02121002	350mA	7W	220/240V	1-2 units	on/off	98310136
					1 units	triac	98310110LC
					1-2 units	dali	98310136D
					2 units	casambi	98310538
LOX 5W	43880-43881 43882-43883 43884-43885 43886-43887	150mA	5W	220/240V	1 units	on/off	98310637
					NA	triac	NA
					1 units	dali	98310636D
					NA	casambi	NA
LOX 9W	43880-43881 43882-43883 43884-43885 43886-43887	250mA	9W	220/240V	1 units	on/off	98310512
					1 units	triac	98310510C
					1 units	dali	98310536D
					NA	casambi	NA
MODULO FARO 7-10W	18036 18037 18038	150mA	7W	220/240V	1 units	on/off	98310637
					NA	triac	NA
					1 units	dali	98310636
					NA	casambi	NA
MODULO FARO 7-10W	18036 18037 18038	250mA	10W	220/240V	1 units	on/off	98310512
					1 units	triac	98310510C
					1 units	dali	98310536D
					NA	casambi	NA
MODULO FARO 15W	18039 18040 18041	350mA	15W	220/240V	1 units	on/off	98310136
					1 units	triac	98310118LC
					1 units	dali	98310136D
					1 units	casambi	98310538

General terms of sale

EN	ES	FR	ITA
<p>The technical information detailed in our catalogue can be modified in order to improve the features or design of our products.</p> <p>Faro Barcelona keeps the right to cancel or modify any model without prior notice and without any cause for complaints.</p> <p>The conditions, technical characteristics and prices of the products that appear in this catalogue are the effective ones in the date of impression of the catalogue except for typographical error and are subject to possible changes.</p> <p>The catalogue prices are public prices.</p> <p>RATES DO NOT INCLUDE VAT.</p> <p>Returned goods shall only be accepted, after prior notice being given to LOREFAR, on the grounds of being defective and never on the basis of broken glass or missing parts. In such cases, please contact us so that we can send you the required parts as a matter of urgency.</p> <p>Exchanges or returns of goods in good condition will not be accepted. In the event of express acceptance by LOREFAR, a 20% charge shall be incurred, on receipt and checking, for depreciation and classification of the goods.</p>	<p>La información referente a nuestros productos puede ser modificada con el fin de mejorar las características técnicas o de diseño.</p> <p>Faro Barcelona se reserva el derecho de anular o modificar cualquier modelo sin previo aviso y sin que sea motivo de reclamaciones.</p> <p>Las condiciones, características y precios de los productos que aparecen en este catálogo son los vigentes en la fecha de impresión del catálogo salvo error tipográfico y están sujetos a posibles modificaciones, la versión digital siempre prevalece.</p> <p>Los precios mostrados son precios de venta al público (PVP).</p> <p>IVA NO INCLUIDO EN TARIFA</p> <p>Previa comunicación a Lorefar sólo se aceptará la mercancía devuelta por defectuosa, nunca por cristales rotos o falta de algún componente. En estos casos rogamos se pongan en contacto con nosotros para enviarles urgentemente las piezas requeridas.</p> <p>No se admitirán cambios ni devoluciones de mercancía en buen estado. En caso de aceptación explícita por parte de Lorefar, a su recepción y comprobación se emitirá un cargo del 20% en concepto de depreciación y clasificación de la mercancía.</p>	<p>L'information qui se réfère à nos produits peut être modifiée afin d'améliorer les caractéristiques technique ou de design.</p> <p>Faro Barcelona se réserve le droit d'annuler ou de modifier n'importe quel modèle sans préavis et sans que cela soit motif de réclamations.</p> <p>Les conditions, caractéristiques et prix des produits qui apparaissent dans ce catalogue sont celles en vigueur à la date d'impression du catalogue sauf erreur typographique et sont susceptible d'être modifiées ultérieurement.</p> <p>Les prix du catalogue son les prix de vente public .</p> <p>IVA NON COMPRISE DANS LE TARIF.</p> <p>Seule sera acceptée en retour la marchandise défectueuse, et ce après communication à LOREFAR. LOREFAR n'acceptera jamais de retour pour du verre brisé ou pour l'absence d'un composant quelconque. Dans ces derniers cas, nous vous prions de vous mettre en contact avec nous afin que nous vous fassions parvenir dans les plus brefs délais les pièces nécessaires. La marchandise en bon état ne sera ni reprise ni échangée. En cas d'acceptation explicite de sa part, LOREFAR retiendra 20% au titre de la dépréciation et de la classification du produit.</p>	<p>La informazione che si riferisce ai nostri articoli può essere soggetta a modifiche con il fine di migliorare le caratteristiche, tecniche o di design, dei nostri prodotti. Faro Barcelona si riserva il diritto di annullare o modificare qualsiasi modello senza previo avviso e senza che sia motivo di reclami.</p> <p>Le condizioni, caratteristiche e prezzi dei prodotti che compaiono in questo catalogo sono quelli vigenti alla data della stampa del catalogo ad eccezione di errori tipografici e sono soggetti a possibili modificazioni.</p> <p>I prezzi indicati sono prezzi di vendita al pubblico.</p> <p>IVA NON INCLUSA IN LISTINO.</p> <p>LOREFAR accetta previa comunicazione, solo la merce restituita perché difettosa; in nessun caso accetterà la merce restituita per presenza di vetri rotti o per mancanza di qualche componente. In questi casi vi preghiamo di contattarci per potervi mandare al più presto i pezzi richiesti.</p> <p>Non si effettuano cambi né si ammettono restituzioni di merci in buono stato. In caso di accettazione esplicita da parte di LOREFAR, al momento del ricevimento e della verifica della merce si emetterà un addebito del 20% a titolo di deprezzamento e classificazione.</p>
PT	GER	NL	GRK
<p>A informação referente aos nossos produtos pode ser modificada com o fim de melhorar as características técnicas ou de desenho.</p> <p>A Faro Barcelona reserva-se o direito de anular ou modificar qualquer modelo sem aviso prévio e sem que seja motivo de reclamações.</p> <p>As condições, características e preços dos produtos que aparecem neste catálogo são os vigentes na data de impressão do catálogo salvo erro tipográfico e estão sujeitos a possíveis modificações. Os preços mostrados são preços de venda ao público (PVP).</p> <p>IVA NÃO INCLuíDO NA LISTA DE PREÇOS</p> <p>Mediante comunicação prévia à Lorefar, apenas se aceitará a mercadoria devolvida por defeito, nunca por vidros partidos ou falta de algum componente. Nestes casos pedimos que entrem em contacto conosco para lhes enviarmos urgentemente as peças requeridas.</p> <p>Não serão admitidas alterações nem devoluções de mercadoria em bom estado. Em caso de aceitação explícita por parte da Lorefar, na sua recepção e comprovação emitir-se-á um débito de 20% a título de depreciação e classificação da mercadoria.</p>	<p>Die Information über unsere Produkte kann im Zusammenhang mit den Verbesserungen ihrer technischen Eigenschaften und ihres Designs jederzeit geändert werden.</p> <p>Faro Barcelona behält sich das Recht vor, seine Modelle jederzeit und ohne vorherige Ankündigung vom Markt zu nehmen, ohne dass sich daraus ein Anrecht auf Beschwerden ableiten könnte.</p> <p>Die Bedingungen, Eigenschaften und Preise der Produkte in diesem Katalog gelten zum Datum der Drucklegung des Katalogs vorbehaltlich Druckfehler und können jederzeit geändert werden. Diese Preise gelten für den Direktverkauf an den Kunden.</p> <p>DIE MEHRWERTSTEUER IST NICHT IN DEN PREISEN EINGESCHLOSSEN</p> <p>Nach vorheriger Kommunikation kann Lorefar die Rücklieferung von schadhafter Ware akzeptieren, jedoch niemals wegen beschädigten Glasteilen oder fehlenden Komponenten. In letzteren Fällen setzen Sie sich bitte zwecks schneller Zuesendung der notwendigen Teile in Verbindung.</p> <p>Wir tauschen keine Waren in gutem Zustand um oder nehmen sie zurück. Bei ausdrücklicher Annahme durch Lorefar nach Erhalt und Überprüfung stellen wir Ihnen 20% des Preises für Wertverminderung und Handhabung der Ware in Rechnung.</p>	<p>De informatie over onze producten kan gewijzigd worden met als doel de technische eigenschappen of het design te verbeteren.</p> <p>Faro Barcelona behoudt zich het recht voor om aangekondigd modellen te schrappen of te wijzigen en zonder dat dit aanleiding tot een klacht wordt.</p> <p>De voorwaarden, eigenschappen en prijzen van de producten in deze catalogus zijn geldig op het moment van druk van de catalogus tenzij sprake is van een drukfout. Zij zijn onderhevig aan mogelijke wijzigingen. De getoonde prijzen betreffen verkoopprijzen.</p> <p>Btw NIET BIJ DE PRIJS INBEGREPEN</p> <p>Lorefar aanvaardt uitsluitend defecte teruggezonden goederen nadat zij hierover van tevoren op de hoogte is gesteld. Dit geldt niet voor gebroken glas of het ontbreken van onderdelen. In deze gevallen wordt u verzocht met ons contact op te nemen zodat wij u zo snel mogelijk de gewenste onderdelen kunnen toezenden.</p> <p>Ruilen of terugsturen van goederen in correcte staat is niet toegestaan. In geval van uitdrukkelijke aanvaarding door Lorefar wordt bij ontvangst en controle een heffing van 20% voor waardevermindering en classificatie van de goederen toegepast.</p>	<p>Οι πληροφορίες σχετικά με τα προϊόντα μας ενδέχεται να τροποποιηθούν με στόχο τη βελτίωση των τεχνικών χαρακτηριστικών ή του σχεδίου.</p> <p>Η Faro Barcelona διατηρεί το δικαίωμα ακύρωσης ή τροποποίησης οποιουδήποτε μοντέλου χωρίς προηγούμενη προειδοποίηση και χωρίς αυτό να αποτελεί αιτία απαίτησης επιστροφής χρημάτων. Οι όροι, τα χαρακτηριστικά και οι τιμές των προϊόντων που παρουσιάζονται σε αυτόν τον κατάλογο είναι αυτά που ισχύουν κατά την ημερομηνία της εκτύπωσης του καταλόγου, εκτός τυπογραφικών λαθών, και υπόκεινται σε αλλαγές. Ο ΦΠΑ ΔΕΝ ΣΥΜΠΕΡΙΛΑΜΒΑΝΕΤΑΙ ΣΤΗΝ ΤΙΜΗ</p> <p>Μετά από συνεννόηση με τη Lorefar, γίνονται αποδεκτές επιστροφές μόνο αν πρόκειται για ελαττωματικά εμπορεύματα και όχι για θραύση κρυστάλλων ή απουσία κάποιου στοιχείου. Στις περιπτώσεις αυτές, παρακαλούμε να έρθετε σε επαφή μαζί μας για να σας στείλουμε επείγοντως τα απαιτούμενα μέρη.</p>
RUS	CZ	BL	PL
<p>Информация относящаяся к нашей продукции может быть модифицирована с целью улучшить технические или внешние характеристики.</p> <p>Faro Barcelona сохраняет за собой право аннулировать или модифицировать любую модель без предупреждения и без того что это послужит причиной для жалоб.</p> <p>Условия, характеристики и цены на изделия, указанные в данном каталоге, действительны на дату его выпуска, за исключением опечаток в каталоге, и могут быть изменены. В каталоге указаны розничные цены.</p> <p>БЕЗ УЧЕТА НДС</p> <p>В соответствии с правилами, компания Lorefar принимает возврат изделий только при наличии дефектов, но ни в коем случае не при разбитии стекла или отсутствии какой-либо детали. В таком случае, пожалуйста, свяжитесь с нами, чтобы мы отправили вам необходимые детали. Товар в рабочем состоянии не подлежит обмену или возврату. В случае подтверждения компанией Lorefar наличия дефектов, после возврата и проверки, начисляется 20% стоимости с учетом амортизации и классификации товаров.</p>	<p>Technické informace uvedené v katalogu mohou být modifikovány za účelem zdokonalování vlastností svítidel nebo jejich designu.</p> <p>Producent Faro Barcelona si vyhrazuje právo konstrukčních změn nabízených modelů bez předchozího oznámení a tato skutečnost nemůže být předmětem jakékoliv stížnosti či reklamace.</p> <p>Podmínky, technické specifikace a ceny produktů uvedených v katalogu jsou platné ke dni vydání katalogu nového.</p> <p>VŠECHNY CENY JSOU UVEDENY BEZ DPH., Zboží může být vráceno pouze po předchozím souhlasu od společnosti PAXI, na základě poruchy nebo vady ovšem nikdy na základě poškozeného skla nebo chybějícího dílu. V takových případech nás, prosím, kontaktujte, abychom Vám mohli požadované části svítidel urgentně zaslat. Výměny nebo vrácení zboží v dobrém technickém stavu je nepřijatelné.</p>	<p>Техническата информация, представена в нашият каталог, може да бъде променена с цел да подобри представянето или дизайна на продуктите.</p> <p>Фаро Барселона си запазва правото да отменя или променя всеки модел без предварително осведомяване и без това да се счита причина за оплаквания.</p> <p>Условията, техническите характеристики и цените на продуктите показани в този каталог са ефективни към датата на отпечатването на каталога, с изключение на грешки при отпечатване и са обект на възможни промени.</p> <p>Цените в каталога са публичните цени.</p> <p>ЦЕНИТЕ НЕ ВКЛЮЧВАТ ДДС.</p> <p>Връщане на закупена стока ще да бъдат приета единствено след писмено осведомяване на ЛОРЕФАР на основание дефекти и в никакъв случай на основание чулено стъкло или липсващи части. В такива случаи моля свържете се с нас, за да ви изпратим липсващите части по спешност.</p> <p>Размяна или връщане на стока в добро състояние няма да бъде извършвана. В случай на спешно приемане от ЛОРЕФАР 20 % такса ще бъде наложена за приемане и проверка, за обезценяване и класификация на продуктите.</p>	<p>Informacje techniczne wyszczególnione w naszym katalogu mogą być modyfikowane w celu poprawienia właściwości lub wzornictwa produktów.</p> <p>Faro Barcelona ma prawo do anulowania i modyfikowania każdego z modeli bez uprzedniego informowania i nie przyjmuje skarg z tego tytułu.</p> <p>Warunki, opis techniczny oraz ceny artykułów, które pojawiają się w katalogu są aktualne do czasu przedruku katalogu za wyjątkiem pomyłek w druku, które podlegają ewentualnej zmianie. Ceny w katalogu są cenami publicznymi.</p> <p>CENY NIE ZAWIERAJĄ STAWKI VAT.</p> <p>Ewentualne zwroty mogą być zaakceptowane po uprzedniej zgodzie przez Lorefar na podstawie stwierdzenia, że są wadliwe, nigdy nie przyjmowane są zwroty artykułów, z powodu stłuczenia szkła czy brakujących części, w tym przypadku prosimy o kontakt w celu wysłania potrzebnych części w trybie natychmiastowym.</p> <p>Wymiany lub zwroty artykułów w dobrym stanie nie będą zaakceptowane. W przypadku wyraźnej akceptacji przez Lorefar, 20% opłaty może być poniesione na otrzymanie i sprawdzenie, w celu sklasyfikowania uszkodzenia artykułu.</p>

Ref.	Pag.	Ref.	Pag.	Ref.	Pag.	Ref.	Pag.
01001	524	20033-134	90	20123	264	20304-82	130
01004	366	20033-135	90	20124	264	20305-83	130
01006	366	20033-80	98	20125	264	20305-84	130
01007A	50	20033-81	98	20126	264	20306-85	130
01009A	364	20034-122	88	20127	264	20307-86	130
01014A	364	20034-123	88	20128	264	20307-87	130
01016	38	20034-133	90	20129	264	20308-89	254
01017	38	20034-134	90	20130	264	20309-90	254
01025A	50	20034-135	90	20131	264	20309-91	254
01026A	364	20034-80	98	20160	214	20325	42
01027A	364	20034-81	98	20160-3L	284	20326	42
01040	522	20034-88	142	20160-5L	284	20327	408
01041	522	20040-122	372	20160-7L	284	20328	409
01046	64	20040-123	372	20161	214	20329	188
02100501	566	20040-133	370	20161-3L	284	20335-116	334
02100502	566	20040-134	370	20161-5L	284	20335-117	334
02100503	566	20040-135	370	20161-7L	284	20335-140	334
02100601	570	20042-122	372	20164-95	62	20335-141	334
02100602	570	20042-123	372	20164-96	62	20335-142	334
02100603	570	20042-133	370	20165-95	378	20335-143	334
02100701	568	20042-134	370	20165-96	378	20335-144	334
02100702	568	20042-135	370	20166-95	214	20336-119	82
02100801	582	20047	272	20166-96	214	20336-120	79
02100901	582	20048	272	20167	378	20336-145	82
02101001	552	20049	360	20168	378	20336-146	82
02101002	552	20050	226	20169	214	20336-147	82
02101101	552	20050-3L	282	20170-01	436	20336-148	82
02101102	552	20050-5L	282	20170-02	436	20336-149	82
02101301	554	20050-7L	282	20170-03	436	20337-116	78
02101302	554	20051	272	20171-01	436	20337-117	80
02101401	570	20052	446	20171-02	436	20337-140	80
02101402	570	20053	446	20171-03	436	20337-141	80
02101501	554	20054	136	20173-01	436	20337-142	80
02101601	554	20055	136	20173-02	436	20337-143	80
02111001	560	20056	60	20173-03	436	20337-144	80
02111002	560	20057	60	20208	34	20338-116	202
02121001	560	20058	396	20209	34	20338-117	202
02121002	560	20059	396	20210	34	20338-119	204
02200501	566	20060	398	20221-129	416	20338-120	204
02200502	566	20062	398	20221-150	416	20338-140	202
02200503	566	20063	398	20222-150	416	20338-141	202
02300101	568	20064	398	20223-129	416	20338-142	202
02400101N	570	20065	396	20223-150	416	20338-143	202
02400102	570	20066	396	20224-150	416	20338-144	202
20026	148	20069	44	20225-130	120	20338-145	204
20029	148	20075	100	20225-151	120	20338-146	204
20030	148	20076	100	20226-151	120	20338-147	204
20031-122	340	20077	348	20227-131	120	20338-148	204
20031-123	340	20079	272	20227-152	120	20338-149	204
20031-80	342	20092	312	20228-152	120	20339-116	198
20031-81	342	20093	312	20229-132	262	20339-117	198
20031-88	430	20094	312	20229-153	262	20339-119	200
20032-122	340	20095	312	20231-132	262	20339-120	200
20032-123	340	20116	264	20231-153	262	20339-140	198
20032-80	342	20117	264	20300-92	420	20339-141	198
20032-81	342	20118	264	20301-93	420	20339-142	198
20032-88	430	20119	264	20301-94	420	20339-143	198
20033-122	88	20120	264	20302-92	420	20339-144	198
20033-123	88	20121	264	20303-93	420	20339-145	200
20033-133	90	20122	264	20303-94	420	20339-146	200

Ref.	Pag.	Ref.	Pag.	Ref.	Pag.	Ref.	Pag.
20339-147	200	20343-143-5L	268	24005-11	432	28268	208
20339-148	200	20343-144-5L	268	24005-12	432	28269	96
20339-149	200	20343-145-5L	270	24006-10	432	28270	96
20340-116-3L	284	20343-146-5L	270	24006-11	432	28271	96
20340-116-5L	284	20343-147-5L	270	24006-12	432	28272	94
20340-116-7L	284	20343-148-5L	270	24007-10	432	28274	338
20340-117-3L	284	20343-149-5L	270	24007-11	432	28275	338
20340-117-5L	284	20400	182	24007-12	432	28277	206
20340-117-7L	284	20401	182	24015	400	28278	206
20340-119-3L	284	20402	182	24016	400	28279	206
20340-119-5L	284	20403	184	24020-31	122	28280	206
20340-119-7L	284	20404	184	24020-32	122	28281	208
20340-120-3L	284	20405	184	24023-33	122	28282	208
20340-120-5L	284	20406	186	24023-34	122	28283	206
20340-120-7L	284	20407	186	24033-01	448	28284	206
20340-140-3L	284	20408	186	24033-02	448	28285	206
20340-140-5L	284	20500	332	24033-03	448	28286	206
20340-140-7L	284	20501	332	24034-04	128	28287	206
20340-141-3L	284	20502	332	24034-05	128	28299	512
20340-141-5L	284	20508-136	332	24037-07	128	28300	196
20340-141-7L	284	20509-137	332	24037-08	128	28301	196
20340-142-3L	284	20510-138	332	24037-09	128	28302	196
20340-142-5L	284	20512-136	75	24521	64	28350	46
20340-142-7L	284	20513-137	76	24528	376	28351	46
20340-143-3L	284	20514-138	76	24531	58	28352	46
20340-143-5L	284	20516-136	76	24536	58	28370	118
20340-143-7L	284	20517-137	74	28200	346	28371	118
20340-144-3L	284	20518-138	76	28202	150	28373	278
20340-144-5L	284	20546	158	28209	222	28374	278
20340-144-7L	284	22005	230	28209-1L	274	28375	222
20340-145-3L	285	22006	230	28209-2L	274	28375-1L	274
20340-145-5L	285	22007	230	28209-3L	276	28375-2L	274
20340-145-7L	285	22008	230	28209-4L	276	28375-3L	276
20340-146-3L	285	22011	230	28209-5L	278	28375-4L	276
20340-146-5L	285	22012	230	28210	222	28375-5L	278
20340-146-7L	285	22013	230	28210-1L	274	28376	222
20340-147-3L	285	22014	230	28210-2L	274	28376-1L	274
20340-147-5L	285	22017	230	28210-3L	276	28376-2L	274
20340-147-7L	285	22018	230	28210-4L	276	28376-3L	276
20340-148-3L	285	22019	230	28210-5L	278	28376-4L	276
20340-148-5L	285	22020	230	28211	52	28376-5L	278
20340-148-7L	285	22023	218	28212	52	28378	52
20340-149-3L	285	22024	218	28251	96	28379	52
20340-149-5L	285	22025	218	28252	95	28380	56
20340-149-7L	285	22028	232	28253	96	28382	56
20342-116	368	22029	232	28254	96	28383	56
20342-117	368	22032	232	28255	96	28385	56
20342-140	368	22033	232	28256	96	28387	46
20342-141	368	23001-57	108	28257	338	28388	46
20342-142	368	23001-58	108	28258	338	28398	240
20342-143	368	23002-57	108	28259	338	28399	240
20342-144	368	23002-58	108	28260	206	28413	444
20343-116-5L	268	23003-59	110	28261	206	28430	48
20343-117-5L	268	23003-60	110	28262	206	28431	48
20343-119-5L	270	23004-57	428	28263	206	29039	361
20343-120-5L	270	23004-58	428	28264	206	29040	361
20343-140-5L	268	23065	108	28265	206	29043	457
20343-141-5L	268	23066	108	28266	208	29047	104
20343-142-5L	268	24005-10	432	28267	208	29049	104

Ref.	Pag.	Ref.	Pag.	Ref.	Pag.	Ref.	Pag.
29306	504	29867	144	40112	574	41026	406
29309	254	29868	144	40113	574	41029	404
29310	504	29869	144	40114	572	41030	404
29311	140	29873	454	40115	572	41031	404
29312	140	29874	454	40116	574	41032	404
29313	254	29875	454	40117	574	42919	592
29326	444	29876	454	40118	572	42931	592
29328	444	29877	298	40119	572	43396	576
29329	444	29878	298	40120	574	43397	576
29330	444	29881	102	40121	574	43398	576
29331	444	29882	102	40122	575	43399	580
29332	146	29883	102	40123	575	43400	580
29333	146	29884	102	40124	575	43401	578
29335	146	29897	454	40125	575	43402	578
29336	146	29898	102	40126	575	43403	578
29395	428	29899	102	40127	575	43404	588
29396	376	29910	412	40135	352	43405	588
29397	242	29911	412	40136N	352	43406	576
29398	112	29912	414	40522	468	43407	576
29399	112	29913	70	40523	468	43408	576
29468	240	29914	70	40524	468	43409	580
29565	428	29915	72	40525	468	43410	580
29566	376	29916	192	40526	469	43411	578
29567	242	29917	192	40527	469	43412	578
29568	112	29918	194	40528	469	43413	578
29569	112	29974	440	40529	469	43420	588
29680-19	434	29975	440	40530	470	43421	588
29680-20	434	29976	440	40531	470	43425	584
29680-21	434	29979	138	40532	466	43426	584
29681-19	434	29980	442	40533	470	43427	584
29681-20	434	29981	442	40534	471	43428	584
29681-21	434	29982	442	40535	471	43429	586
29683-19	434	29983	442	40536	471	43430	586
29683-20	434	29984	138	40537	471	43431	586
29683-21	434	29985	138	40538	468	43432	586
29685-04	132	29986	258	40539	468	43500	457
29685-05	132	29997	142	40540	468	43502	457
29685-06	132	40065	48	40541	468	43521	361
29687-07	132	40070	374	40542	469	43522	361
29687-08	132	40076	534	40543	469	43525	458
29687-09	132	40077	310	40544	469	43527	458
29690	516	40078	228	40545	469	43528	458
29691	224	40085	530	40546	470	43531	298
29692D	106	40086	530	40547	470	43534	298
29693D	106	40087	530	40548	470	43600	388
29694	224	40088	530	40549	470	43601	388
29695	516	40090	516	40565	471	43720	602
29696	224	40091	516	40566	471	43721	602
29697	106	40092	516	40567	471	43722	292
29698	106	40093	516	40568	467	43723	292
29699	224	40095	514	40660	456	43724	602
29764	66	40096	514	40661	456	43725	602
29844	504	40097	514	40663	456	43726	292
29846	114	40098	514	40664	456	43727	292
29847	114	40099	514	40667	456	43728	294
29848	266	40102	362	40994	400	43729	294
29849	266	40103	362	40996	400	43730	294
29864	254	40104	362	41019	400	43731	294
29865	254	40110	572	41020	400	43732	294
29866	144	40111	572	41025NA	402	43740	452

Ref.	Pag.	Ref.	Pag.	Ref.	Pag.	Ref.	Pag.
43741	452	43880	550	57211-03	62	62135	316
43742	452	43881	550	57211-04	62	62139	220
43743	452	43882	550	57300	346	62140	316
43744	452	43883	550	57301	346	62142	316
43745	452	43884	550	57312	150	62143	316
43746	300	43885	550	57313	150	62144	316
43747	300	43886	550	57314	150	62145	316
43748	472	43887	550	57315	164	62146	316
43749	472	43901	558	57316	164	62150	518
43750	472	43902	558	57317	164	62151	518
43751	472	43903	558	57318	374	62152	518
43752	294	43904	558	57319	374	62153	518
43753	294	43905	558	57320	374	62154	518
43754	236	43906	558	57402	360	62155	518
43755	236	43907	558	57403	360	62156	52
43756	236	43908	558	60006	528	62157	52
43757	602	44001	556	60007	528	62161	350
43758	300	44002	556	60008	528	62162	350
43759	472	44003	590	60009	528	62163	350
43760	472	44004	590	60010	532	62164	350
43761	294	44005	590	60011	532	62168	52
43762	292	44006	590	60012	220	62169	52
43763	292	44007	590	60013	220	62170	518
43764	300	44008	590	61080	526	62171	518
43765	472	44100	564	61081	526	62172	518
43766	472	44101	564	61082	526	62173-50	508
43767	358	44102	564	61083	526	62173-51	508
43768	358	44103	564	61084	526	62173-69	510
43770	602	44104	565	61085	526	62173-78	510
43771	602	44105	565	61086	526	62174-50	508
43772	292	44106	565	61087	526	62174-51	508
43773	292	44107	565	61088	526	62174-69	510
43776	300	44108	562	61101	210	62174-78	510
43777	292	44109	562	61103	210	62300	520
43778	472	44110	562	61104	210	62301	520
43779	472	44111	562	61105	210	62302	520
43790	296	44112	563	61117	210	62303	520
43791	296	44113	563	62104	390	62350	394
43792	356	44114	563	62105	464	62351	394
43793	356	44115	563	62108	464	62353	394
43794	604	51129	166	62111	392	62355	354
43795	604	51133	166	62114	392	62356	354
43796	92	51135	166	62115	350	62360	344
43797	92	51908	156	62116	390	62361	344
43798	92	51909	156	62116N	390	62703	406
43799	92	51910	156	62117	390	62704	406
43800	296	52057	154	62117N	390	62706	450
43806	600	52058	154	62118	390	62707	394
43807	600	52059	166	62120	390	62708	394
43810	294	52061	166	62121	390	62710	394
43811	294	52064	154	62122	392	62711	394
43814	290	52065	154	62123	392	62716	460
43815	290	52071	156	62126	392	62717	460
43816	290	53415	152	62128	392	62718	460
43817	290	53416	152	62129	392	62724	460
43822	358	56100	162	62130	354	62725	460
43823	358	56101	162	62131	354	62726	460
43824	290	56102	162	62132	316	62730	380
43825	290	56103	162	62133	316	62731	380
43826	290	57211-01	62	62134	316	62732	380

Ref.	Pag.	Ref.	Pag.	Ref.	Pag.	Ref.	Pag.
62734	380	63282	596	63604	544	64255-126	212
62735	380	63283	596	63605	544	64255-126-3L	285
62736	380	63284	486	64026	462	64255-126-5L	285
62750	382	63285	492	64027	520	64255-126-7L	285
62751	382	63286	588	64030	352	64255-127	212
62752	382	63291	326	64096	318	64255-127-3L	285
62753	386	63311	494	64097	318	64255-127-5L	285
62754	386	63312	494	64099	238	64255-127-7L	285
62755	386	63316	546	64133	226	64255-128	212
62756	386	63317	546	64133-3L	283	64255-128-3L	285
62757	386	63318	546	64133-5L	283	64255-128-5L	285
62758	386	63319	546	64133-7L	283	64255-128-7L	285
62760	384	63404	326	64135-3L	283	64256	212
62761	384	63408	320	64135-5L	283	64257	212
62762	384	63410	320	64135-7L	283	64258	212
62763	384	63420	484	64137	228	64259	212
62765	382	63421	484	64137-3L	283	64262	238
62802	226	63422	484	64137-5L	283	64263	238
62802-3L	283	63425	594	64137-7L	283	64270	336
62802-5L	283	63428	476	64160	234	64271	336
62802-7L	283	63429	478	64162	234	64272	336
62803	226	63430	478	64169	166	64273	336
62803-3L	283	63435	480	64172	220	64274	336
62803-5L	283	63436	482	64174	256	64275-111	84
62803-7L	283	63480	492	64188	326	64275-112	86
62819	474	63481	594	64188N	326	64275-113	86
62820	474	63490	594	64210A	602	64275-114	86
62821	474	63491	594	64211A	602	64275-115	86
62822	474	63503	532	64212A	602	64276-111	86
62830	530	63504	534	64213A	602	64276-112	86
62831	530	63505	534	64214A	602	64276-113	85
62832	542	63506	534	64215A	602	64276-114	86
62833	542	63507	540	64223	236	64276-115	86
62834	542	63508	540	64231	287	64277	314
62835	542	63509	540	64232	287	64278	314
62836	542	63510	534	64250	318	64279	314
62837	542	63512	540	64251	318	64280	314
62966	328	63513	540	64255	212	64281	314
62969	329	63514	540	64255-111-3L	285	64282	314
62980	328	63520	538	64255-111-5L	285	64303	438
62981	328	63521	538	64255-111-7L	285	64304	438
62983	329	63522	538	64255-112-3L	285	64305	438
62986	506	63523	538	64255-112-5L	285	64306-01	422
62987	506	63546	536	64255-112-7L	285	64306-02	422
62988	450	63547	536	64255-113-3L	285	64306-35	418
63167	462	63548	536	64255-113-5L	285	64306-36	418
63173	488	63549	536	64255-113-7L	285	64306-37	418
63174	488	63550	536	64255-114-3L	285	64307-03	422
63175	488	63551	536	64255-114-5L	285	64307-35	418
63176	490	63552	536	64255-114-7L	285	64307-36	418
63177	490	63553	536	64255-115-3L	285	64307-37	418
63184	494	63554	536	64255-115-5L	285	64307-47	426
63225	494	63555	536	64255-115-7L	285	64307-71	424
63268	304	63556	536	64255-124	212	64308-01	422
63269	304	63557	536	64255-124-3L	285	64308-02	422
63270	308	63558	536	64255-124-5L	285	64308-35	418
63271	308	63559	536	64255-124-7L	285	64308-36	418
63275	308	63600	544	64255-125	212	64308-37	418
63278	486	63601	544	64255-125-3L	285	64309-03	422
63279	492	63602	544	64255-125-5L	285	64309-35	418
63281	596	63603	544	64255-125-7L	285	64309-36	418

Ref.	Pag.	Ref.	Pag.	Ref.	Pag.	Ref.	Pag.
64309-37	418	64315-46	260	66409	500	68596-1L	216
64309-47	426	64315-47	252	66410	500	68596-3L	281
64309-71	424	64315-48	252	66411	502	68596-5L	281
64310-04	126	64315-49	252	66412	502	68596-7L	281
64310-05	126	64315-54	258	66413	503	68597-1L	216
64310-38	124	64315-55	258	66414	503	68597-3L	281
64310-39	124	64315-56	258	66415	503	68597-5L	281
64310-40	124	64316-01	126	66416	503	68597-7L	281
64311-06	126	64316-02	126	68145	218	68600-50	244
64311-38	124	64316-35	124	68145-3L	283	68600-51	244
64311-39	124	64316-36	124	68145-5L	283	68602	287
64311-40	124	64316-37	124	68145-7L	283	68604-44	286
64311-48	116	64317-03	126	68146	218	68604-45	286
64312-07	126	64317-35	124	68146-3L	283	68604-46	286
64312-08	126	64317-36	124	68146-5L	283	68604-47	286
64312-41	124	64317-37	124	68146-7L	283	68604-48	286
64312-42	124	64317-47	116	68283	256	68604-49	286
64312-43	124	64317-71	54	68284	256	68604-54	286
64313-09	126	64318	402	68298	322	68604-55	286
64313-41	124	64319	402	68317	322	68604-56	286
64313-42	124	64329-154	260	68461	240	68604-62	286
64313-43	124	64330-154	260	68462	66	68604-63	286
64313-49	116	64331-132	286	68463	66	68604-64	286
64314-44	260	64331-153	286	68467N	388	68604-65	286
64314-44-3L	282	64331-154	286	68468N	388	68604-66	286
64314-44-5L	282	64332-132	282	68488	134	68604-67	286
64314-44-7L	282	64332-153	282	68489	134	68604-68	286
64314-45	260	64332-154	282	68493-01	448	68610	310
64314-45-3L	282	64400-10	430	68493-02	448	68611	310
64314-45-5L	282	64400-11	430	68493-03	448	68615	306
64314-45-7L	282	64400-12	430	68496	448	68616	306
64314-46	260	64602-111	178	68497	394	68617	306
64314-46-3L	282	64701	170	68498	448	68618	306
64314-46-5L	282	65134	228	68499	394	68619	302
64314-46-7L	282	65134-72	248	68500	54	68620	302
64314-47	252	65134-73	250	68501	54	68621	302
64314-47-3L	281	65134-74	250	68508	394	68622	302
64314-47-5L	281	65134-75	250	68509	394	68623	302
64314-47-7L	281	65134-76	248	68563	240	68624	302
64314-48	252	65134-77	248	68590-69	246	68625	324
64314-48-3L	281	65137	308	68590-70	246	68626	324
64314-48-5L	281	66400-101	496	68591-1L	216	68627	324
64314-48-7L	281	66400-102	496	68591-3L	281	68628	324
64314-49	252	66400-105	496	68591-5L	281	74465	36
64314-49-3L	281	66400-106	496	68591-7L	281		
64314-49-5L	281	66400-97	496	68592-1L	216		
64314-49-7L	281	66400-98	496	68592-3L	281		
64314-54	258	66401-100	498	68592-5L	281		
64314-54-3L	282	66401-103	498	68592-7L	281		
64314-54-5L	282	66401-104	498	68593-1L	216		
64314-54-7L	282	66401-107	499	68593-3L	281		
64314-55	258	66401-108	499	68593-5L	281		
64314-55-3L	282	66401-109	499	68593-7L	281		
64314-55-5L	282	66401-110	499	68594-1L	216		
64314-55-7L	282	66401-99	498	68594-3L	281		
64314-56	258	66403	502	68594-5L	281		
64314-56-3L	282	66404	502	68594-7L	281		
64314-56-5L	282	66405	500	68595-1L	216		
64314-56-7L	282	66406	500	68595-3L	281		
64315-44	260	66407	500	68595-5L	281		
64315-45	260	66408	500	68595-7L	281		

Alphabetical index

Academy	Wall	570	Confetti	Wall	572	Fresh	Ceiling	392	Lead	Wall	602
Academy	Table	346	Confetti	Ceiling	474	Fuji	Table	36	Lena	Clip-on	290
Aina	Ceiling	516	Conga	Wall	588	Gabo	Wall	596	Lena	Table	346
Aire	Ceiling	516	Conga	Table	536	Gala	Wall	575	Leo	Track	554
Akane	Table	350	Conga	Floor	494	Gas	Ceiling	386	Leo	Wall	578
Amelia	Table	534	Conga	Ceiling	364	Guadalupe	Wall	558	Leo	Table	536
Amelia	Ceiling	512	Corb	Wall	574	Guadalupe	Table	536	Leo	Ceiling	520
Anna	Ceiling	516	Costas	Wall	588	Guadalupe	Floor	471	Leo	Floor	470
Anouk	Table	522	Costas	Ceiling	364	Guest	Floor	471	Leser	Wall	602
Argón	Ceiling	594	Cotton	Wall	558	Haka	Ceiling	546	Liggera	Wall	558
Aris	Ceiling	520	Cove	Wall	574	Han	Wall	575	Liggera	Table	536
Art	Ceiling	516	Crater	Ceiling	364	Handy	Wall	558	Liggera	Floor	470
Artis	Wall	600	Cronos	Wall	294	Homs	Wall	575	Liggera	Ceiling	486
Artis	Table	522	Danka	Ceiling	364	Hoshi	Table	536	Lina	Ceiling	361
Artis	Floor	454	Dante	Wall	294	Hyde	Ceiling	392	Linda	Wall	550
Aurea	Wall	570	Danubio	Wall	572	Inviting	Wall	575	Linda	Table	536
Baobab	Table	534	Diana	Ceiling	546	Inviting	Clip-on	290	Linda	Floor	470
Bel	Wall	576	Diula	Wall	572	Inviting	Table	536	Linda	Ceiling	361
Bela	Clip-on	298	Dolme	Ceiling	478	Isabelle	Wall	550	Link	Wall	578
Berni	Wall	600	Dome	Wall	574	Isabelle	Ceiling	546	Link	Table	488
Berni	Table	536	Dome	Table	536	Ito	Table	346	Link	Ceiling	532
Berni	Floor	454	Dome	Floor	470	Janet	Ceiling	520	Link	Floor	471
Bianca	Wall	572	Dome	Ceiling	546	Jellyfish	Floor	471	Logos	Ceiling	361
Bic	Ceiling	494	Dominica	Wall	558	Joy	Wall	550	Loke	Wall	388
Black	Floor	454	Dominica	Table	536	Juliet	Wall	604	Loop	Wall	550
Board	Wall	572	Dominica	Floor	470	Kale	Wall	604	Loop	Table	488
Boc	Wall	294	Dop	Ceiling	386	Kamen	Wall	550	Loop	Floor	471
Boken	Wall	294	Drum	Table	536	Kappu	Wall	550	Loop	Ceiling	458
Brume	Wall	574	Drum	Floor	470	Kera	Wall	576	Lox	Ceiling	392
Brume	Ceiling	494	Duas	Wall	294	Kiva	Wall	568	Luan	Ceiling	384
Buddy	Table	374	Eaco	Wall	574	Kivi	Ceiling	386	Luang	Wall	550
Calma	Wall	574	Ebba	Ceiling	386	Klee	Wall	602	Luang	Table	488
Cata	Wall	570	Elsa	Wall	575	Kombo	Ceiling	366	Luang	Floor	471
Cata	Table	536	Eres	Wall	575	Lago	Wall	576	Lula	Table	508
Cata	Ceiling	474	Eterna	Wall	558	Lao	Wall	556	Lumina	Ceiling	458
Celia	Wall	588	Flac	Ceiling	386	Lao	Table	536	Luna	Wall	578
Charlotte	Ceiling	474	Flic	Ceiling	386	Lao	Floor	471	Lune	Wall	578
Chera	Wall	572	Flin	Wall	582	Le Petit	Wall	556	Lupe	Wall	550
Claire	Ceiling	474	Fold	Wall	558	Le Vita	Wall	578	Lupe	Table	508
Click	Wall	388	Foro	Ceiling	478	Le Vita	Table	536	Lupe	Floor	467
Coco	Wall	588	Fox	Ceiling	594	Le Vita	Floor	470	Mabe	Wall	592
Cocotte	Ceiling	476	Frame	Wall	558	Le Vita	Ceiling	366	Magma	Ceiling	458

Magritte	Wall	578	Niva	Ceiling	552	Savoy	Floor	526	Ten	Table	462
Mambo	Wall	582	Noon	Wall	560	Savoy	Ceiling	520	Tender	Ceiling	356
Mambo	Table	508	Novo	Wall	580	Sera	Wall	562	Tera	Wall	568
Mambo	Floor	466	Nubo	Wall	580	Seven	Ceiling	350	Tide	Wall	568
Mambo	Ceiling	486	Olaf	Wall	564	Shan	Table	506	Tierra	Ceiling	492
Mar	Ceiling	464	Orleans	Ceiling	570	Shoku	Ceiling	350	Tila	Wall	570
Marisol	Ceiling	464	Orleans	Wall	564	Side	Ceiling	350	Timit	Wall	594
Marlin	Ceiling	530	Oslo	Wall	564	Smile	Wall	562	Tola	Ceiling	356
Martinica	Wall	560	Otto	Table	374	Snap	Wall	563	Trama	Wall	570
Martinica	Table	508	Otton	Wall	580	Snow	Wall	563	Tree	Table	534
Martinica	Floor	526	Ovo	Wall	565	Sole	Wall	563	Tree	Floor	514
Matilda	Wall	560	Pam	Ceiling	530	Staff	Floor	526	Tree	Ceiling	468
Matilda	Table	352	Papua	Floor	526	Stan	Ceiling	552	Treewood	Floor	362
Matilda	Floor	526	Pepper	Clip-on	290	Stan	Track	554	Tuk	Wall	596
May	Wall	590	Perla	Wall	565	Stan	Wall	563	Tupai	Ceiling	468
Maya	Wall	590	Ping	Wall	565	Stan Slim	Ceiling	552	Venice	Wall	576
Mega	Ceiling	361	Pixie	Wall	602	Stan Slim	Track	554	Venice	Table	534
Milo	Wall	590	Plas	Wall	594	Stan Slim	Wall	566	Venice	Floor	362
Mine	Table	352	Plat	Ceiling	532	Stand Up	Floor	514	Venice	Ceiling	468
Mine	Ceiling	530	Pluma	Ceiling	532	Stone	Wall	566	Vesper	Wall	576
Mizu	Ceiling	457	Press	Wall	602	Stood	Wall	586	Vesper	Table	534
Moist	Ceiling	384	Pure	Wall	565	Stood	Table	414	Vesper	Floor	362
Moma	Table	492	Radón	Ceiling	392	Stood	Floor	514	Vesper	Ceiling	468
Montreal	Wall	298	Rem	Wall	580	Stood	Ceiling	354	Vico	Ceiling	469
Montreal	Table	544	Rem	Table	544	Studio	Wall	586	Volga	Wall	566
Montreal	Floor	526	Rem	Floor	526	Studio	Clip-on	290	Volta	Table	524
Mood	Wall	602	Retro	Wall	562	Studio	Table	490	Volta	Floor	484
Moy	Wall	590	Retro	Ceiling	376	Studio	Floor	514	Vuk	Ceiling	454
Moy	Table	544	Rob	Wall	602	Studio	Ceiling	354	Well	Wall	566
Nais	Ceiling	384	Roda	Wall	562	Suau	Wall	596	Wet	Ceiling	554
Nash	Wall	590	Rol	Ceiling	350	Sumba	Wall	586	Whizz	Wall	566
Navi	Wall	400	Ron	Wall	588	Sumba	Table	490	Whizz	Floor	484
Neon	Ceiling	384	Room	Wall	584	Sumba	Ceiling	360	Whizz	Ceiling	469
Neu	Ceiling	552	Sahara	Wall	584	Sven	Ceiling	516	Windsor	Wall	576
Niko	Wall	590	Saigon	Ceiling	360	Take Away	Table	374	Windsor	Table	462
Niko	Table	544	Saipan	Ceiling	450	Tast	Ceiling	392	Windsor	Floor	484
Nila	Wall	560	Samba	Wall	584	Tatawin	Wall	586	Windsor	Ceiling	469
Nila	Table	544	Samba	Table	544	Tatawin	Table	492	Zon	Ceiling	454
Nila	Floor	526	Samba	Floor	526	Tatawin	Floor	514			
Nilo	Wall	592	Samba	Ceiling	520	Tatawin	Ceiling	360			
Nina	Ceiling	530	Savoy	Wall	584	Tecto	Ceiling	516			
Nit	Wall	564	Savoy	Table	506	Ten	Wall	566			

**Showroom Barcelona**

Princesa 52
08003 Barcelona
Spain
Tel +34932387373
showroom.barcelona@faro.es

Showroom Madrid

Velázquez 35 4ºD
28001 Madrid
Spain
Tel +34689583571
showroom.madrid@faro.es

Showroom Paris

7 Rue d'Uzès
75002 Paris
France
Tel +33745061553
showroom.paris@faro.es

Showroom Buenos Aires

Ven Street Center Local 30
Av. Italia 4950
1622 Dique Luján
Buenos Aires Argentina
Tel +5491171390813
showroom.argentina@faro.es

Logistics Headquarters


Dinámica 1 Pol. Ind. Santa Rita
08755 Castellbisbal
Spain
Tel +34937723949
info@faro.es

Logistics China

Room 1706-05, Glory International
Finance Center
25 Guicheng Road, Nanhai District
Foshan, Guangdong Province

Logistics USA

135 West 41nd Street Suite 1002
10036 New York
USA



Request visit

Be present.
Let light guide you
to a more conscious
way of living